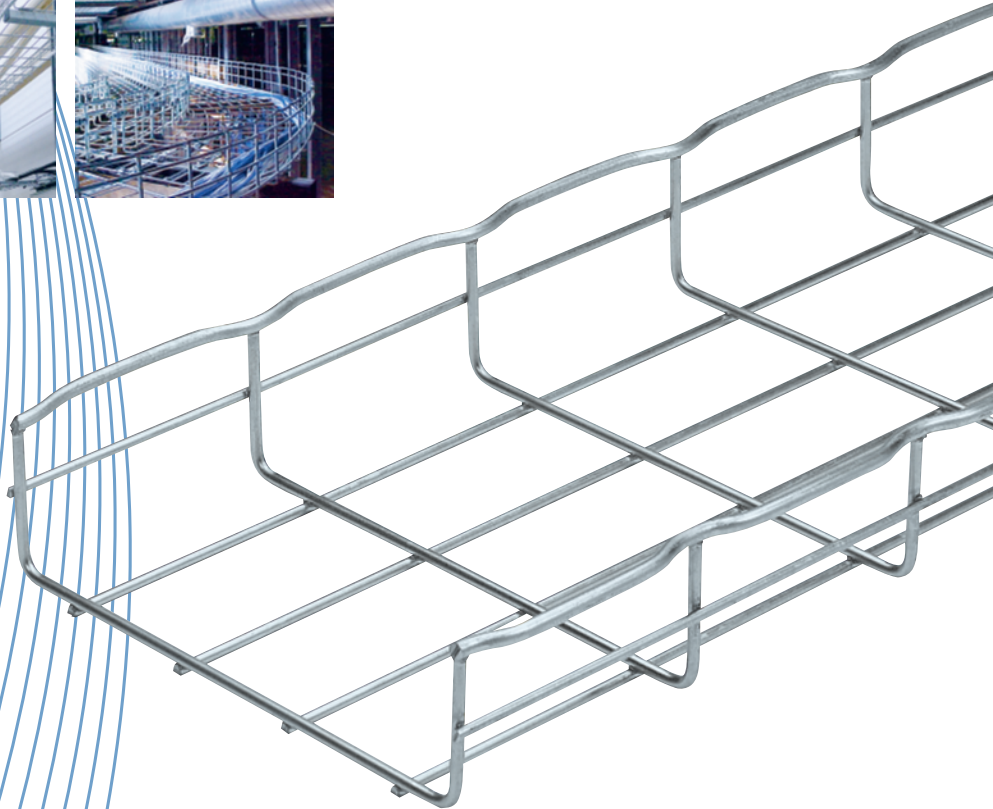


2022 2023





FIXING WITHOUT NUTS AND BOLTS
 FIJACIÓ SIN TORNILLERÍA
 SCHRAUBENLOSE BEFESTIGUNG
 FIXATION SANS VISSERIE
 БЕЗВИНТОВОЕ КРЕПЛЕНИЕ
 无需螺丝、螺帽即可固定
 ネジなし取付
 تثبيت دون براغي
 MOCOWANIE NIE WYMAGA ŚRUB I NAKRĘTEK
 UPEVNĚNÍ BEZ ŠROUBŮ A MATIC
 UPEVNENIE BEZ SKRUTIEK A MATÍC
 FIXARE FARA SURUBURI
 CSAVAR NÉLKÜL RÖGZÍTÉS
 NAMESTITEV BREZ VIJAKOV
 FIKSIRANJE BEZ VIJAKA
 ЗАКРЕПЛЕНИЕ БЕЗ ВИНТОВЕ



FIXING WITH NUTS AND BOLTS
 UNIÓN CON TORNILLERÍA
 BEFESTIGUNG MIT SCHRAUBEN
 ASSEMBLAGE AVEC VISSERIE
 ВИНТОВОЕ КРЕПЛЕНИЕ
 需螺丝螺帽、组装固定
 ネジ使用取付
 تثبيت مع براغي
 MOCOWANIE ZA POMOCĄ ŚRUB I NAKRĘTEK
 UPEVNĚNÍ POMOCÍ ŠROUBŮ A MATIC
 UPEVNENIE POMOCOU SKRUTIEK A MATÍC
 FIXARE CU SURUBURI
 CSAVAROS RÖGZÍTÉS
 NAMESTITEV Z VIJAKI
 FIKSIRANJE S VIJACIMA
 ЗАКРЕПЛЕНИЕ С ВИНТОВЕ



FAST ASSEMBLING
 RAPIDEZ DE MONTAJE
 SCHNELLE MONTAGE
 RAPIDITÉ DE POSE
 БЫСТРЫЙ МОНТАЖ
 快速安装
 スピード取付
 تركيب سريع
 SZYBKI MONTAZ
 UPEVNĚNÍ POMOCÍ ŠROUBŮ A MATIC
 RYCHLA MONTÁŽ
 RYCHLA MONTÁŽ
 RAPIDITATE ÎN MONTAJ
 GYORS SZERELHETŐSÉG
 HITRA NAMESTITEV
 BRZO POSTAVLJANJE
 БЪРЗ МОНТАЖ



PATENTED FAST ASSEMBLING SYSTEM
 UNIÓN SIN TORNILLERÍA PATENTADA
 PATENTIERTES SCHRAUBENLOSES BEFESTIGUNGSSYSTEM
 FIXATION SANS VISSERIE BREVETÉE
 ЗАПАТЕНТОВАНА БЫСТРА СИСТЕМА
 專利固定件
 特許ネジなし取付
 تثبيت دون براغي حائزة على براءة
 OPATENTOWANY SYSTEM SZYBKIEGO MONTAZU
 PATENTOVANÝ SYSTÉM RYCHLÉ MONTÁŽE
 PATENTOVANÝ SYSTÉM RYCHLEJ MONTÁŽE
 FIXARE FARA SURUBURI BREVETAT
 SZABADALMAZOTT GYORSSZERELÉSI RENDSZER
 PATENTIRANA NAMESTITEV BREZ VIJAKOV
 FIKSIRANJE BEZ PATENTIRANIH VIJAKA
 ЗАКРЕПЛЕНИЕ БЕЗ СТАНДАРТИЗИРАНИ ВИНТОВЕ



ANCHO
 BREITE
 LARGEUR
 ШИРИНА
 桥梁宽度
 幅
 عرض
 SZEROKOŚĆ
 ŠÍŘKA
 ŠÍRKA
 LĂRGIME
 SZÉLESSÉG
 ŠIRINA
 ŠIRINA
 ШИРОЧИНА



LENGTH
 LARGO
 LÄNGE
 LONGUEUR
 ДЛИНА
 桥梁长度
 長さ
 طول
 DŁUGOŚĆ
 DÉLKA
 DLŽKA
 LUNGIME
 HOSSZÚSÁG
 DOLŽINA
 DUŽINA
 ДЪЛЖИНА



HEIGHT
 ALTO
 HÖHE
 HAUTEUR
 ВЫСОТА
 桥梁高度
 高さ
 ارتفاع
 WYSOKOŚĆ
 VÝŠKA
 VÝŠKA
 ÎNALTIME
 MAGASSÁG
 VISINA
 VISINA
 ВИСОЧИНА



PRACTICAL SAFETY LOAD IN DAN
 CARGA PRÁCTICA DE SEGURIDAD EN DAN
 SICHERHEITBELASTBARKEIT
 CHARGE PRATIQUE DE SECURITE EN DAN
 ДОПУСТИМА БЕЗОПАСНА НАГРУЗКА В DAN
 安全实际载重(单位:DaN)
 实用安全荷重 (DaN)
 حمولة السلامة العملية (DaN)
 DOPUSZCZALNE OBCIĄŻENIE W DAN
 DOVOLENÉ ZATÍŽENÍ V DAN
 DOVOLENÉ ZAT'AZENIE V DAN
 SARCINA DE SECURITATE ÎN DAN
 TERHELHETŐSÉG (DAN)
 VARNA DELOVNA NOSILNOST (DEKA-NEWTON)
 RADNA SIGURNOSNA NOSIVOST (DEKA-NEWTON)
 ПРАКТИЧЕСКИ ТОВАР ЗА СИГУРНОСТ (DAN)



PATENTED
 PATENTADO
 PATENTIERT
 BREVETÉ
 ЗАПАТЕНТОВАНИЙ
 专利产品
 特許
 حائز على براءة
 OPATENTOWANE
 PATENTOVANÁ
 PATENTOVANÉ
 BREVETA
 SZABADALMAZOTT
 PATENTIRAN
 PATENTIRAN
 СТАНДАРТИЗИРАНО



PATENTED SAFETY EDGE
 BORDE DE SEGURIDAD PATENTADO
 PATENTIERTER SICHERHEITSRAND
 BORD SÉCURITÉ BREVETÉ
 ЗАПАТЕНТОВАНИЙ БЕЗОПАСНИЙ КРАЙ
 安全 T 形边 (专利)
 特許安全エッジ
 حافة سلامة حائزة على براءة
 OPATENTOWANA BEZPIECZNA KRAWĘDŹ
 PATENTOVANÁ BEZPEČNÁ HRANA
 PATENTOVANÁ BEZPEČNÁ HRANA
 BORDURA DE SECURITATE BREVETAT
 SZABADALMAZOTT ÉLVÉDELEM
 PATENTIRAN VARNOSTNI ROB
 PATENTIRANI SIGURNOSNI RUB
 СТАНДАРТИЗИРАН РЪБ ЗА СИГУРНОСТ

L1500

L2000

L6000



A GUARANTEED 1.5/2/6 METRE SPAN WITH A MAXIMUM FILL
 DISTANCIA ENTRE SOPORTES DE 1.5/2/6 M CON LLENADO MÁXIMO
 GARANTIERTE STÜTZWEITE VON 1.5/2/6 M BEI MAX FASSUNGSVERMÖGEN
 PORTÉE GARANTIE DE 1.5/2/6 M À REMPLISSAGE MAXIMUM
 1.5/2/6-Х МЕТРОВЫЙ ПРОЛЕТ С МАКСИМАЛЬНЫМ НАПОЛНЕНИЕМ
 支架间距 1.5/2/6 米情况下最大负荷
 最大荷重でもスパン 1.5/2/6 メートルを保証
 مدى مترين اثنين مضمون مع تعبئة قصوى
 GWARANTOWANA ROZPIĘTOŚĆ 1.5/2/6 METRÓW POMIĘDZY WSPORNIKAMI
 PRZY MAKSYMALNYM WYPELNIENIU
 GARANTOVANÉ ROZPĚTÍ 1.5/2/6 M PŘI MAXIMÁLNÍM PLNĚNÍ
 GARANTOVANÉ ROZPĚTIE 1.5/2/6 M PRI MAXIMÁLNO M PLNENÍ
 PORTANTA GARANTATA LA 1.5/2/6 M CU CAPACITATE MAXIMA DE UMLERE
 1.5/2/6 MÉTERES ALÁTÁMASZTÁS TELJES TERHELÉS MELLETT
 ZAGOTOVLJENA DVOMETRSKA RAZDALJA MED NOSILCEMA Z
 MAKSIMALNO NAPOLNITVJO
 GARANTIRAN DOMET OD 1.5/2/6 METRA S MAKSIMALNIM PUNJENJEM
 ГАРАНТИРАН ОБХВАТ 1.5/2/6 МЕТРА ПРИ МАКСИМАЛНО ЗАПЪЛВАНЕ

WEIGHT
 PESO
 GEWICHT
 POIDS
 ВЕС
 重量
 重量
 وزن
 WAGA
 HMOTNOST
 HMOTNOST'
 GREUTATE
 SÚLY
 TEŽA
 TEŽINA
 ТЕГЛО



CEI 61537 NORM

COUPLE
 MOMENTO
 DREHMOMENT
 COUPLE
 MOMENT
 力矩
 トルク
 عزم القوة
 WYTRZYMAŁOŚĆ
 MOMENT
 MOMENT
 ÍMBINARE
 NYOMATÉK
 TRENUTEK
 MOMENT
 МОМЕНТ




ELECTRICAL CONTINUITY
 CONTINUIDAD ELÉCTRICA
 ELEKTRISCHE KONTINUITÄT
 CONTINUITÉ ÉLECTRIQUE
 ЭЛЕКТРИЧЕСКАЯ НЕПРЕРЫВНОСТЬ
 電気連続性
 電氣的連續性
 الاتصال الكهربائي
 CIĄGŁOŚĆ ELEKTRYCZNA
 ELEKTRICKÁ KONTINUITA
 ELEKTRICKÁ KONTINUITA
 CONTINUITATE ELECTRICA
 ELEKTROMOS FOLYMATOSSÁG
 ELEKTRÍČNA KONTINUITETA
 ELEKTRÍČNI KONTINUITET
 ЭЛЕКТРИЧЕСКА ПРОДЪЛЖИТЕЛНОСТ



BEST OF

The Range
La Gama
Produktreihen
La Gamme
Продукция
产品系列
ケーブルトレイ
المجموعة


Gama
Výrobní program
kínálatunk
Gamà
Környezet
Prodajni program
Prodajni program
Гамата



8

Couplers
Uniónes
Verbinder
Eclissages
Соединители
连接件
カプラー
وصلات تنبیت


Łączniki
Spojky
Spojky
Eclise
Összekötők
Spojnice
Spajanje spojnicama
Кабелни канали и закрепване



26

Wall mounting
Instalación mural
Wanbefestigung
Pose murale
Настенный монтаж
牆面安裝
壁面取付
تركيب على الحائط

Mocowanie do ściany
Instalace na zed'
Inštalácia na stenu
Fixare pe perete
Fali szerelés
Stenska namestitev
Zidno postavljanje
Закрепване на стена



36

Ceiling mounting
Instalación en el techo
Deckenbefestigung
Pose au plafond
Крепление к потолку
天花板安裝
天井取付
تركيب على السقف

Mocowanie do sufitu
Instalace na strop
Inštalácia na strop
Suspendat
Mennyezeti szerelés
Namestitev na strop
Postavljanje na strop
Закрепване на таван



54

Other mountings
Otras soluciones
Weitere Montagemöglichkeiten
Poses diverses
Другие виды монтажа
其他安裝
いろいろな取付
تركيبات مختلفة

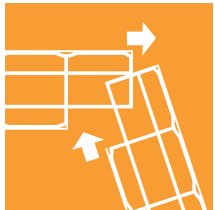
Inne możliwości mocowania
Další možnosti uchycení
Dalšie možnosti uchytenia
Alte tipuri de instalare
Egyéb szerelések
Ostale namestitve
Razna postavljanja
Закрепване на различни места



76

Cable tray installation
Instalación de las bandejas
Bearbeitung
Mise en œuvre
Установка кабельных лотков
安裝
ケーブルトレイの設置
إجراء التركيب

Montaż tras kablowych
Instalace kabelových lávek
Inštalácia káblových lávok
Punere in opera
Kábelpálya szerelés
Izvršitev dela
Primjena
Изпълнение




96


Nuts and bolts
Visserie
Befestigungsmaterial
Tornillos y accesorios
Parafusos e acessórios
Viteria
Bouten en moeren
Skrue og møtrikker



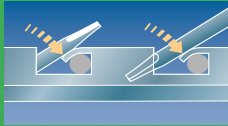
114

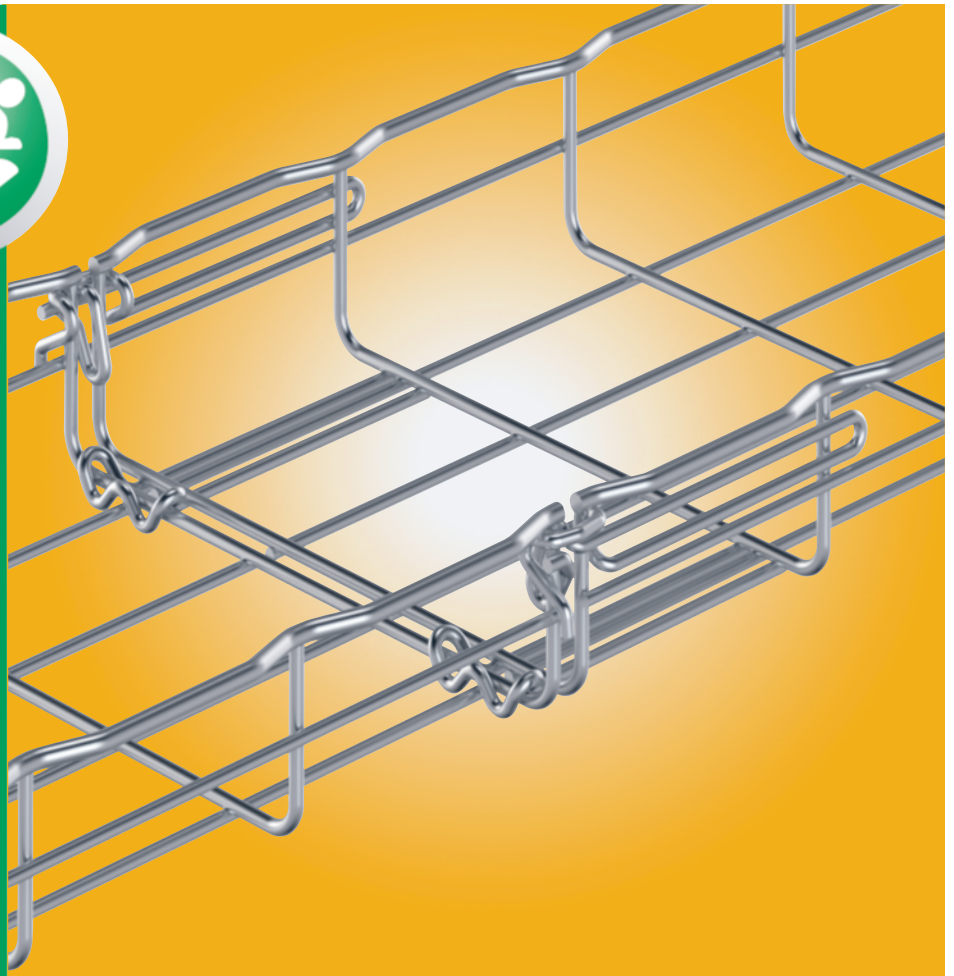





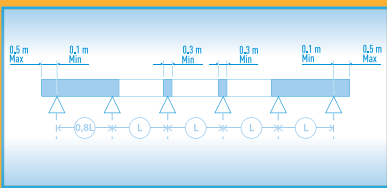


FAST
FAST ASSEMBLING SYSTEM





P1500
P2000



Please consult us for detailed informations

EZ

ISO 20-81/82
NF/EN 12-329
DIN 50961

EZ+

ISO 20-81
DIN 50961

GC

NF/EN/ISO 1461
DIN 50976

HR

EN 10244-2

304L

NF 10-088-2

316L

NF 10-088-2

Electrozinc Cynkowanie elektrolityczne	Zincado electrolitico Elektrolitické zinkování	Elektrolytisch verzinkt Elektrolitické pozinkovanie	Zingage électrolytique après fabrication Depunere de zinc electrolitica	Электролитическая оцинковка Elektrolitikus cinkbevonat	制造后电解镀锌 Elektrolitsko cinkanje po izdelavi	製造工程後に電解亜鉛メッキ Elektrolitsko cinkanje po izradbi	تزنك إلكتروليتي بعد التصنيع електролитно поцинковане след производството
Organically coated electrogalvanised after manufacturing Black Cynkowanie elektrolityczne z powłoką organiczną Czarny	Electrozincado con recubrimiento adicional Negro Elektrolitické zinkování Čierna	Galvanische Beschichtung + Deckschicht Schwartz Elektrolitické pozinkovanie Černá	Revêtement additionnel sur électrozingage Noir Depunere de zinc electrolitica + strat adicional de protectie Negru	Электролитическая оцинковка с защитным покрытием черный Elektrogalvanizált, majd gyártás után horganyzott Fekete	制造后有机电镀镀锌 Elektrolitsko cinkanje po izdelavi+ Črna	製造工程後に電解亜鉛メッキ Elektrolitsko cinkanje po izradbi+ Crno	مطلي بطبقة جلفنة كهربائية دوسراً електролитно поцинковане след производството черно
Hot dip Galvanisation after manufacture Cynkowanie ogniowe	Galvanización en caliente Žárové zinkování	Tauchfeuerverzinkt Žiarové pozinkovanie	Galvanisation à chaud après fabrication Galvanizare la cald dupa fabricatie	Горячая оцинковка Tűzhorganyzás	制造后热电镀 Vroča galvanizacija po izdelavi	製造工程後に熔融亜鉛メッキ Vruće galvaniziranje po izradbi	كلفنة حارة بعد التصنيع топло поцинковане след производството
Zinc-Aluminium coating Powłoka Cynkowo-Aluminiowa	Revestimiento de Zinc-Aluminio Zinko-hliníkový povlak	Zink-Aluminium-Beschichtung Zinko-Hliníkový náter	Revêtement Zinc-Aluminium Acoperire Zinc-Aluminiu	Цинк-алюминиевое покрытие Cink-Alumínium bevonat	锌铝涂层 Cink-Aluminijski premaz	亜鉛-アルミニウムコーティング Cink-Aluminijska prevlaka	موي ندمل آلوا كند زلعالط Цинк-алуминиево покритие
Stainless steel 304L Stal nierdzewna 304L	Acero inoxidable 304L Nerezavející ocel 304L	V2A Stahlschlüssel 1-4307 304L	Acier inoxydable 304L Inox 304L	Нержавеющая сталь 304L Rozsdamentes acél 304L	不锈钢 304L Nerjaveče jeklo 304L	ステンレス鋼 304L Nehrdajući čelik 304L	فولاد غير قابل للصدأ 304L Нерждаема стомана 304L
Stainless steel 316L Stal nierdzewna 316L	Acero inoxidable 316L Nerezavející ocel 316L	V4A Stahlschlüssel 1-4404 316L	Acier inoxydable 316L Inox 316L	Нержавеющая сталь 316L Rozsdamentes acél 316L	不锈钢 316L Nerjaveče jeklo 316L	ステンレス鋼 316L Nehrdajući čelik 316L	فولاد غير قابل للصدأ 316L Нерждаема стомана 316L

☺	☹					GS EZ
☺						EZ+
	☺	☹	☹	☹		ZnL GC HR
	☺	☹	☹	☺		HR
		☹		☹	☺	INOX 304L 316L
		☺	☺	☺	☺	316L

ZnAl // ZnMg // ZnNi = HR



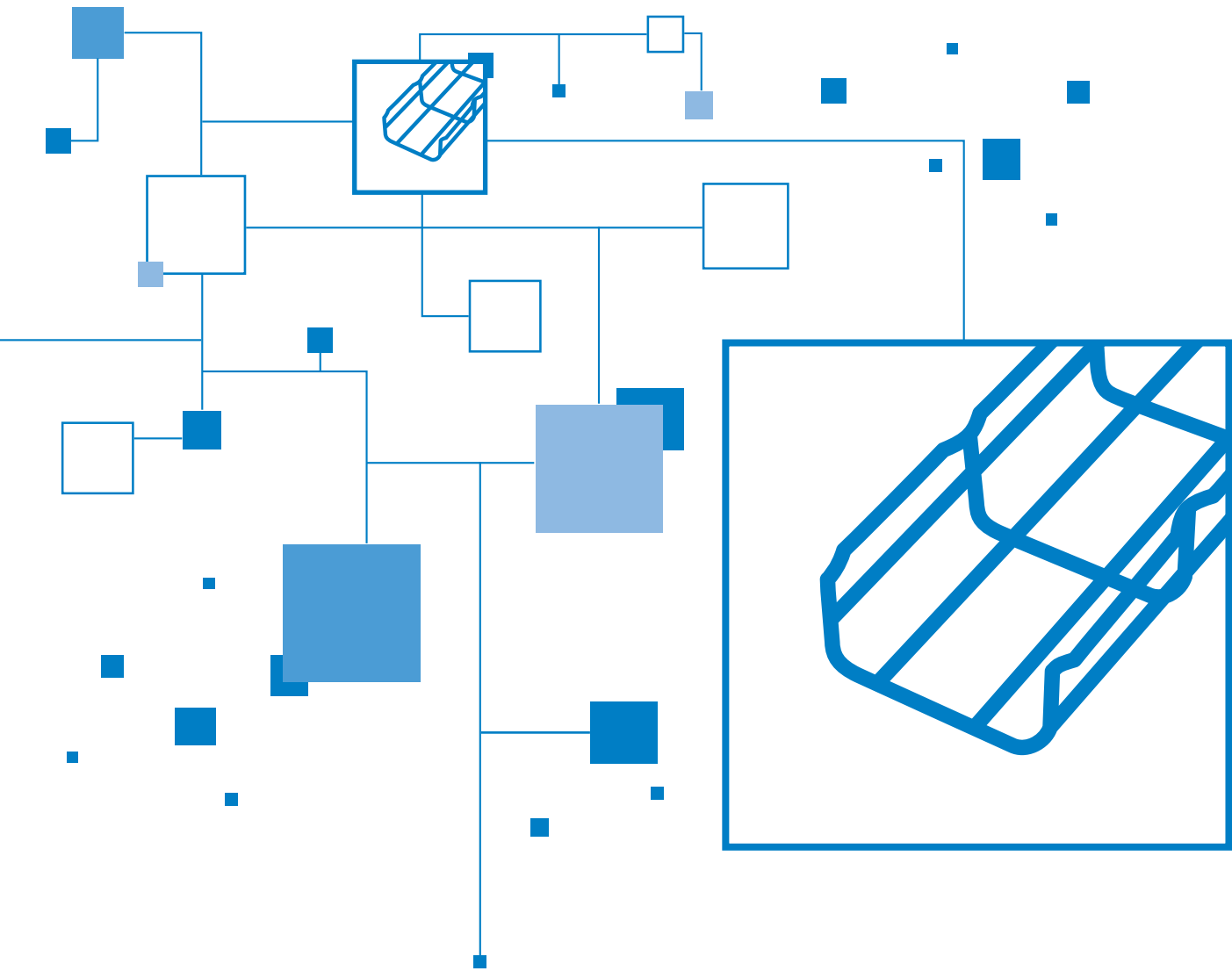
Recommended
Aconsejado
Empfehlenswert
Recomandé
Рекомендовано
推荐使用
推奨
يوصى به

Zalecane
Doporučeno
Doporučeno
Recomandat
Ajánlott
Priporočen
Preporučeno
Препоръчано



Possible
Posible
möglich
Possible
Возможно
可以使用
使用可能
ممکن

Možliwe
Možné
Možné
Posibil
Lehetséges
Mogoč
Moguće
Възможно



The Range
La Gama
Die Produktreihen
La Gamme
Продукция
产品系列
ケーブルトレイ
المجموعة

Gama
Výrobní program
kínálatunk
Gamà
Környezet
Prodajni program
Prodajni program
Гамата



FASCLIC+

10-13



HDF 105

19



CF 30

14



CFC
CFG

20-21



CF 54

15



TXF 35

22



CF 105

16




G-MINI
COT

23



CF 150
CF 150 EA

17



COTFIL
CP - CVN
CLIP F

24-25



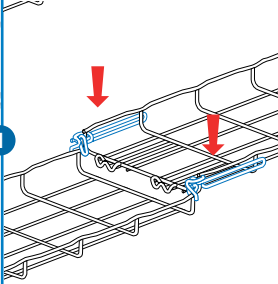
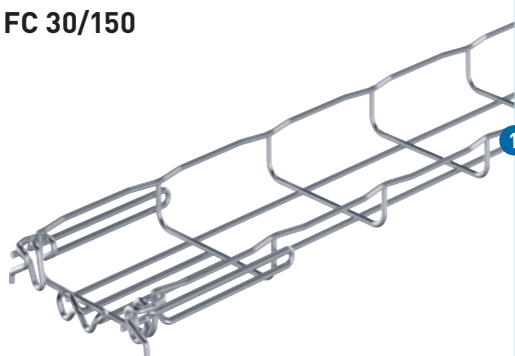
TRI HDF

18

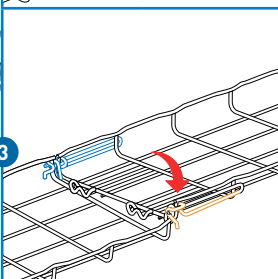
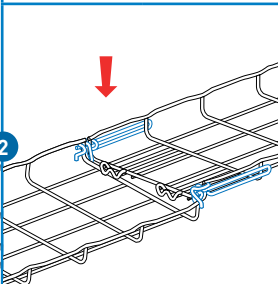
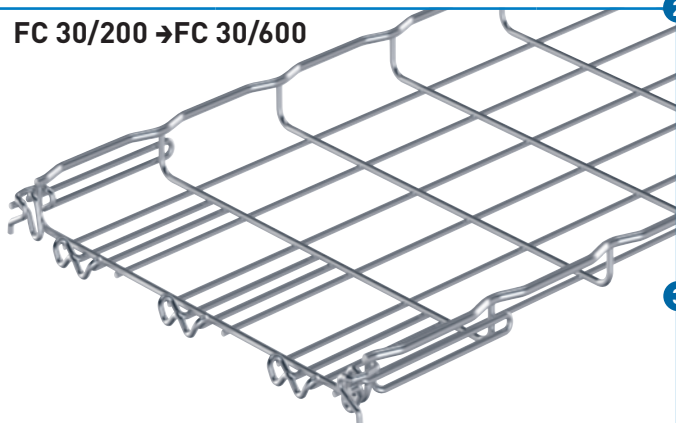
FC 30 - FASCLIC+ \downarrow 30 mm \rightarrow 50 \rightarrow 600 mm \rightarrow 3 m



FC 30/50 \rightarrow FC 30/150

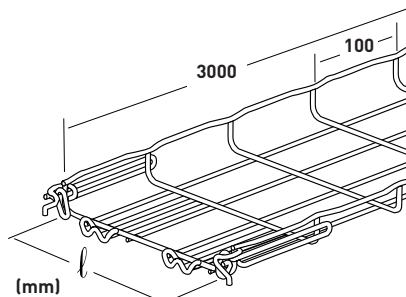


FC 30/200 \rightarrow FC 30/600



- FC 30/50
- FC 30/100
- FC 30/150
- FC 30/200
- FC 30/300
- FC 30/400
- FC 30/450
- FC 30/500
- FC 30/600

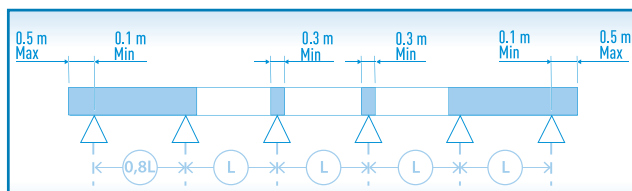
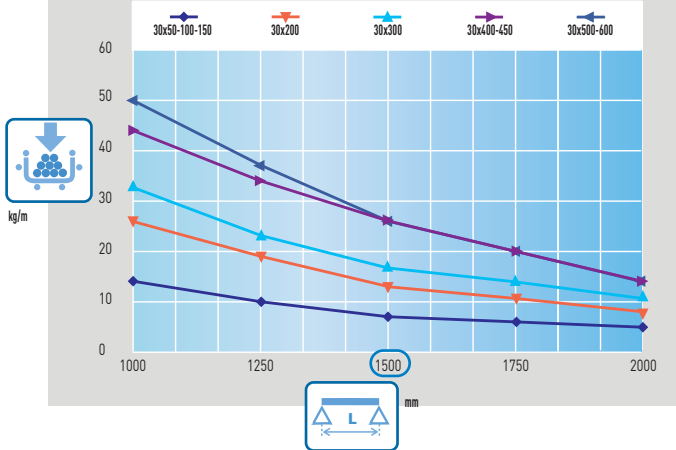
FC 30



	l mm	KG kg/m	EZ	HR	304L	316L
FC 30/50	50	0,38	200 011	200 016	200 018	200 014
FC 30/100	100	0,53	200 021	200 026	200 028	200 024
FC 30/150	150	0,68	200 031	200 036	200 038	200 034
FC 30/200	200	0,95	200 041	200 046	200 048	200 044
FC 30/300	300	1,47	200 051	200 056	200 058	200 054
FC 30/400	400	2,28	200 801	200 806	200 808	200 804
FC 30/450	450	2,44	200 831	200 836	-	-
FC 30/500	500	2,60	200 811	200 816	200 818	200 814
FC 30/600	600	2,92	200 851	200 856	200 858	200 854

EZ - HR

L1500

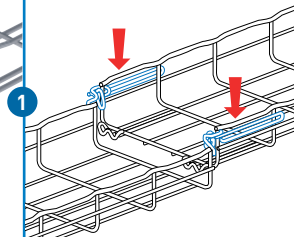
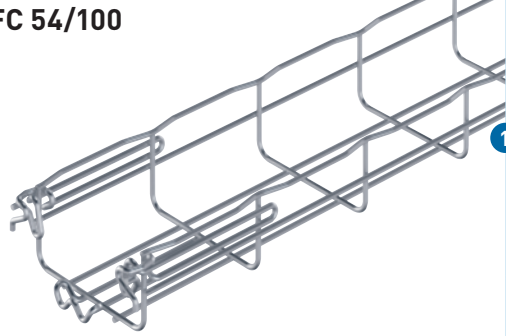


=

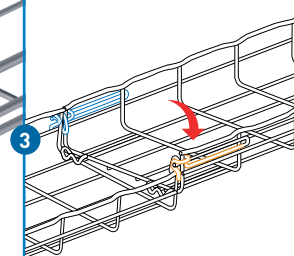
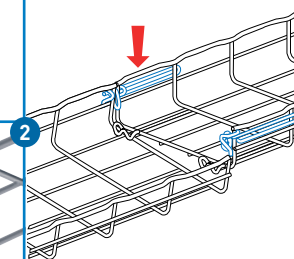
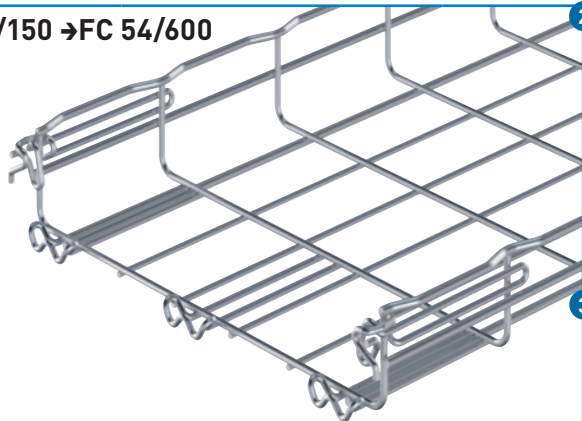
FC 54 - FASCLIC+ \updownarrow 54 mm \leftrightarrow 50 \rightarrow 600 mm \rightleftarrows 3 m



FC 54/50 \rightarrow FC 54/100

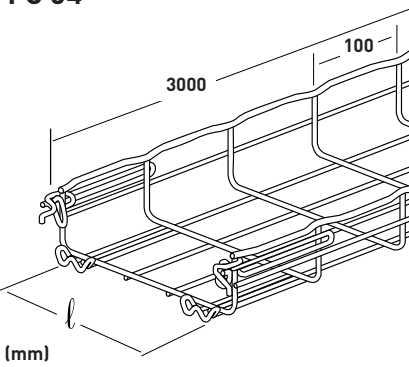


FC 54/150 \rightarrow FC 54/600



- FC 54/50
- FC 54/100
- FC 54/150
- FC 54/200
- FC 54/300
- FC 54/400
- FC 54/450
- FC 54/500
- FC 54/600

FC 54



FC 54/50	50
FC 54/100	100
FC 54/150	150
FC 54/200	200
FC 54/300	300
FC 54/400	400
FC 54/450	450
FC 54/500	500
FC 54/600	600

l
mm

KG
kg/m

EZ

HR

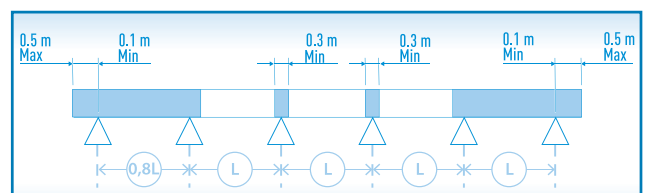
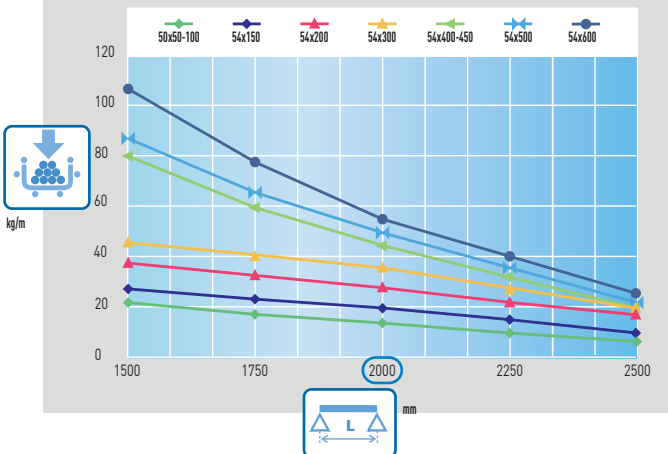
304L

316L

200 061	200 066	200 068	200 064
200 071	200 076	200 078	200 074
200 081	200 086	200 088	200 084
200 091	200 096	200 098	200 094
200 101	200 106	200 108	200 104
200 201	200 206	200 208	200 204
200 251	200 256	200 258	200 254
200 301	200 306	200 308	200 304
200 401	200 406	200 408	200 404

EZ - HR

L2000

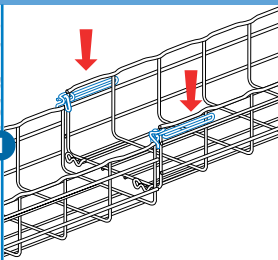
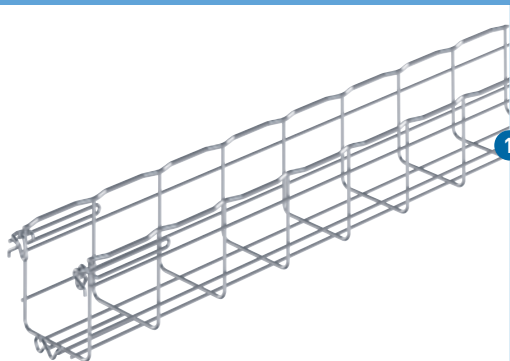


=

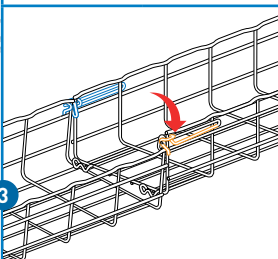
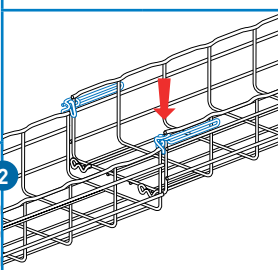
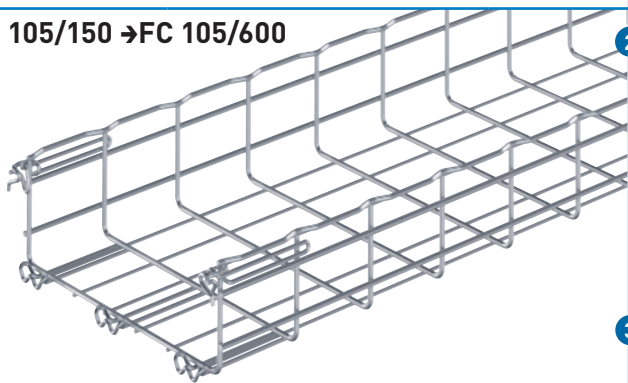
FC 105 - FASCLIC+ \updownarrow 105 mm \leftrightarrow 100 \rightarrow 600 mm \rightleftarrows 3 m



FC 105/100

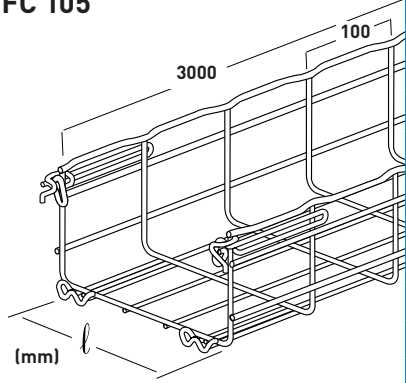


FC 105/150 \rightarrow FC 105/600



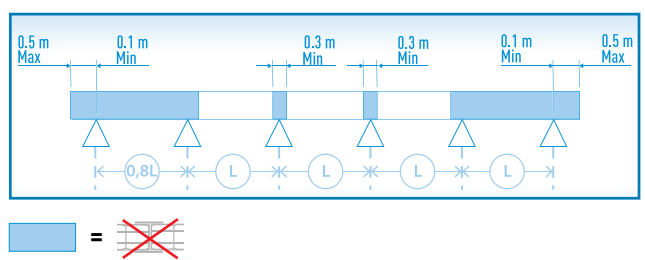
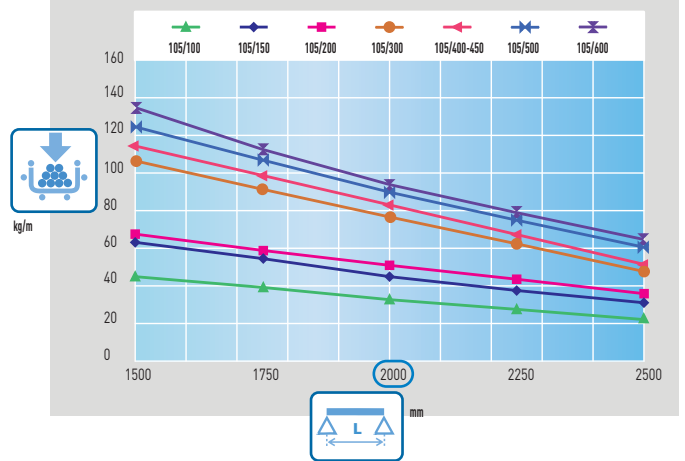
- FC 105/100
- FC 105/150
- FC 105/200
- FC 105/300
- FC 105/400
- FC 105/450
- FC 105/500
- FC 105/600

FC 105



	l mm	KG kg/m	EZ	HR	304L	316L
FC 105/100	100	1,35	200 891	200 896	200 898	200 894
FC 105/150	150	1,89	200 901	200 906	200 908	200 904
FC 105/200	200	2,05	200 911	200 916	200 918	200 914
FC 105/300	300	3,06	200 921	200 926	200 928	200 924
FC 105/400	400	3,48	200 931	200 936	200 938	200 934
FC 105/450	450	3,70	201 931	200 936	201 938	201 934
FC 105/500	500	3,91	200 941	200 946	200 948	200 944
FC 105/600	600	4,33	201 031	201 036	201 038	201 034

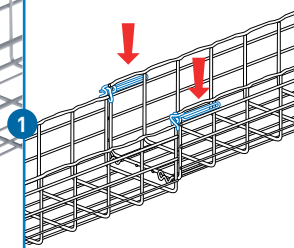
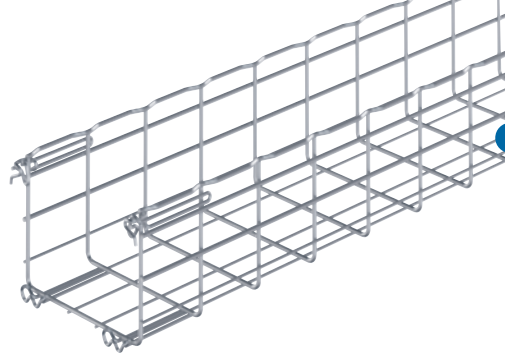
EZ - HR L2000



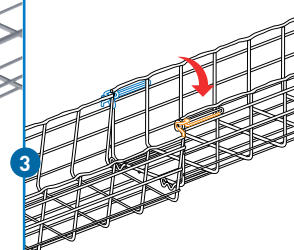
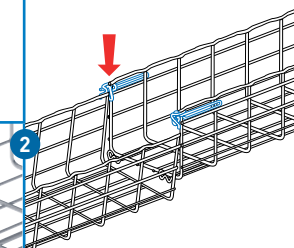
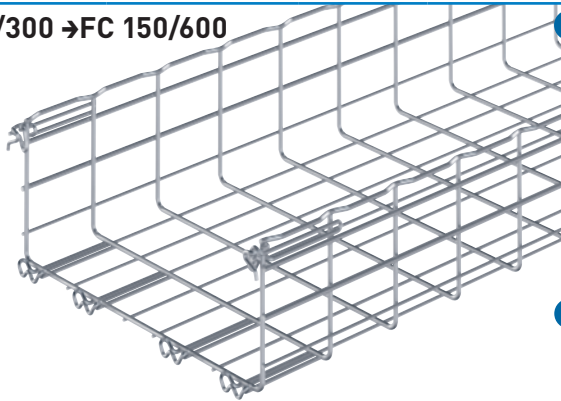
FC 150 - FASCLIC+ \downarrow 150 mm \rightarrow 200 \rightarrow 600 mm \leftrightarrow 3 m



FC 150/200



FC 150/300 \rightarrow FC 150/600



FC 150/200

FC 150/300

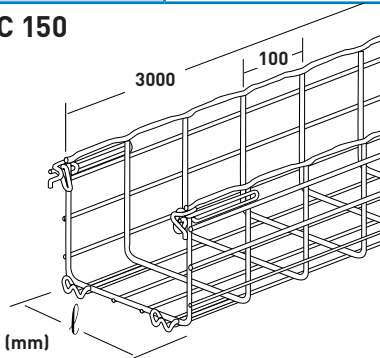
FC 150/400

FC 150/450

FC 150/500

FC 150/600

FC 150



FC 150/200
FC 150/300
FC 150/400
FC 150/450
FC 150/500
FC 150/600

l
mm

kg
kg/m

EZ

HR

304L

316L

200 951
200 961
200 971
201 011
201 021
201 041

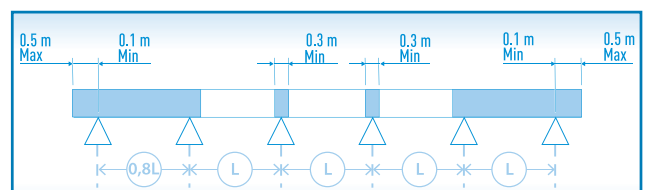
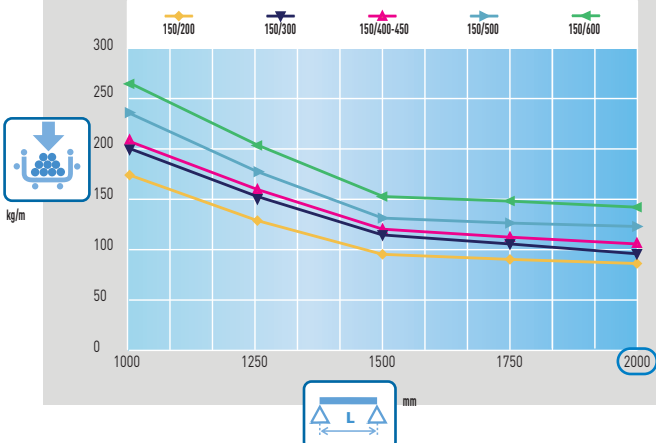
200 956
200 966
200 976
201 016
201 026
201 046

-
-
-
-
-
-

-
-
-
-
-
-

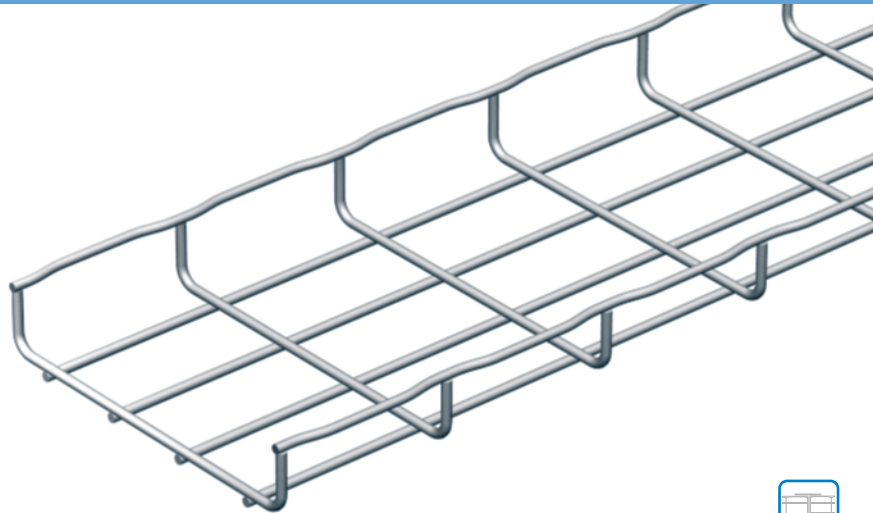
EZ - HR

L2000



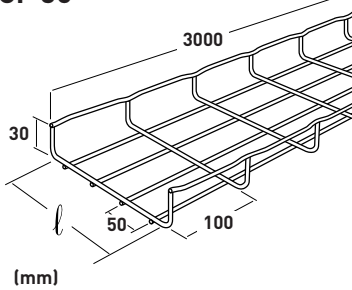
=

CF 30 **30 mm** **50 → 600 mm** **3 m**



- CF 30/50
- CF 30/100
- CF 30/150
- CF 30/200
- CF 30/300
- CF 30/400
- CF 30/450
- CF 30/500
- CF 30/600

CF 30



(mm)

* CF 30/50 -->

- CF 30/50*
- CF 30/100
- CF 30/150
- CF 30/200
- CF 30/300
- CF 30/400
- CF 30/450
- CF 30/500
- CF 30/600

l
mm

KG
kg/m

EZ

GC

HR

304L

316L

000 011	000 013	000 016	000 018	000 014
000 021	000 023	000 026	000 028	000 024
000 031	000 033	000 036	000 038	000 034
000 041	000 043	000 046	000 048	000 044
000 051	000 053	000 056	000 058	000 054
000 801	-	000 806	000 808	000 804
000 831	000 803	000 836	-	-
000 811	000 813	000 816	000 818	000 814
000 851	000 853	000 856	000 858	000 854



p.27

EDRN

ED275

CE25/CE30/BTRCC
6x20

KITASSVS

KITINOX

EAC

Z240

✓

✓

✓

✓

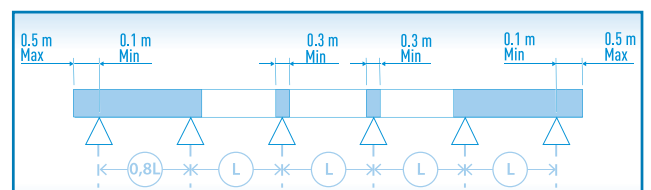
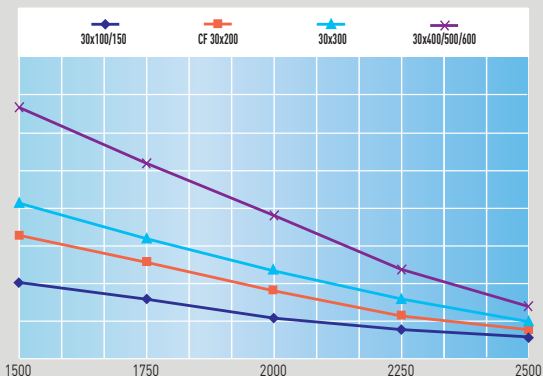
✓



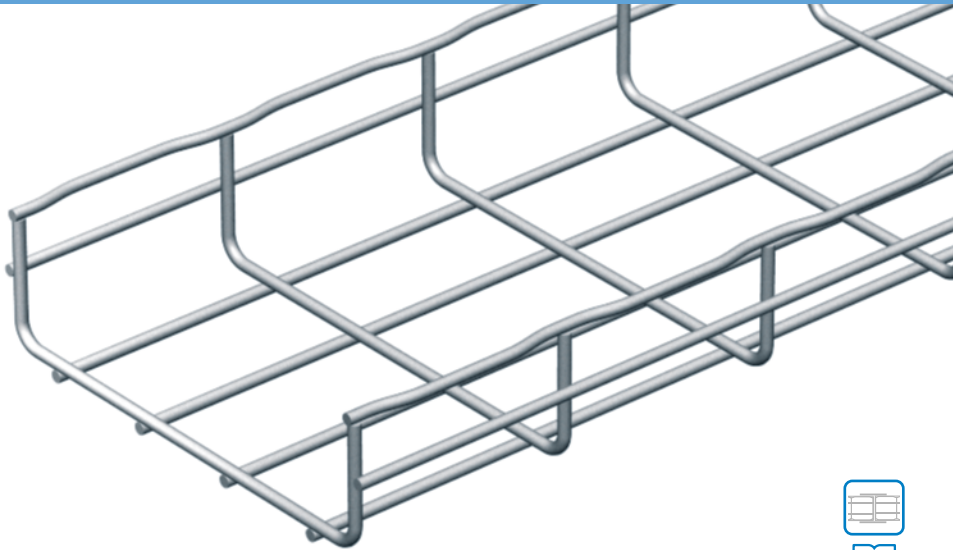
daN/m

EZ - GC - HR

L1500

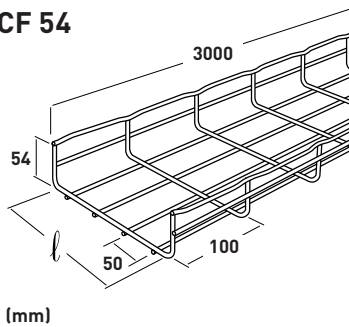


CF 54 \downarrow 54 mm \rightarrow 50 \rightarrow 600 mm \leftrightarrow 3 m



- CF 54/50
- CF 54/100
- CF 54/150
- CF 54/200
- CF 54/300
- CF 54/400
- CF 54/450
- CF 54/500
- CF 54/600

CF 54



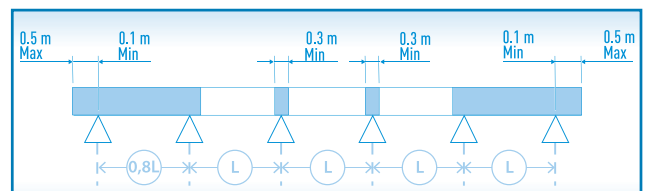
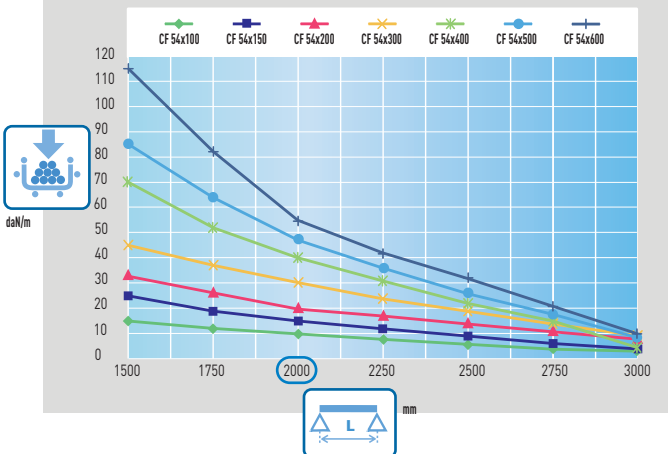
	l mm	KG kg/m	EZ	EZ+	GC	HR	304L	316L
CF 54/50	50	0,61	000 061	000 062	000 063	000 066	000 068	000 064
CF 54/100	100	0,76	000 071	000 072	000 073	000 076	000 078	000 074
CF 54/150	150	1,01	000 081	000 082	000 083	000 086	000 088	000 084
CF 54/200	200	1,32	000 091	000 092	000 093	000 096	000 098	000 094
CF 54/300	300	1,99	000 101	000 102	000 103	000 106	000 108	000 104
CF 54/400	400	2,97	000 201	000 202	000 203	000 206	000 208	000 204
CF 54/450	450	3,17	000 251	000 252	000 253	000 256	000 258	000 254
CF 54/500	500	3,37	000 301	000 302	000 303	000 306	000 308	000 304
CF 54/600	600	3,79	000 401	000 402	000 403	000 406	000 408	000 404



	EDRN	ED275	CE25/CE30/BTRCC 6x20	KITASSVS	KITINOX	EAC	Z240
	✓	✓	✓	✓	✓	✓	

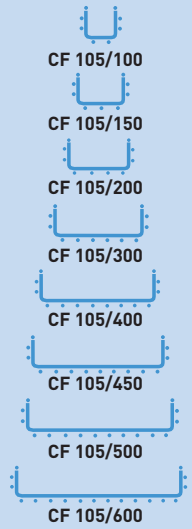
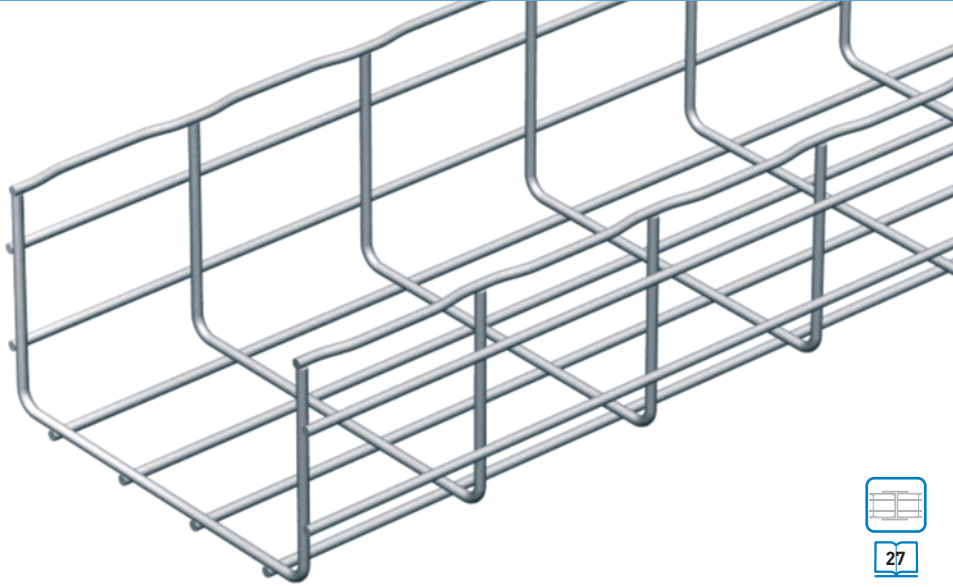
EZ - EZ+ - GC - HR

L2000

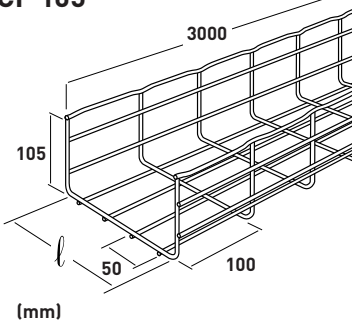


=

CF 105  105 mm  100 → 600 mm  3 m



CF 105



	l mm	KG kg/m	EZ	GC	HR	304L	316L
CF 105/100	100	1,32	000 891	000 893	000 896	000 898	000 894
CF 105/150	150	1,69	000 901	000 903	000 906	000 908	000 904
CF 105/200	200	1,99	000 911	000 913	000 916	000 918	000 914
CF 105/300	300	2,96	000 921	000 923	000 926	000 928	000 924
CF 105/400	400	3,37	000 931	000 933	000 936	000 938	000 934
CF 105/450	450	3,60	001 931	001 933	001 936	001 938	001 934
CF 105/500	500	3,78	000 941	000 943	000 946	000 948	000 944
CF 105/600	600	4,19	001 031	001 033	001 036	001 038	001 034

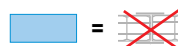
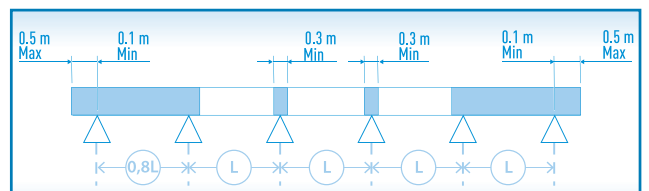
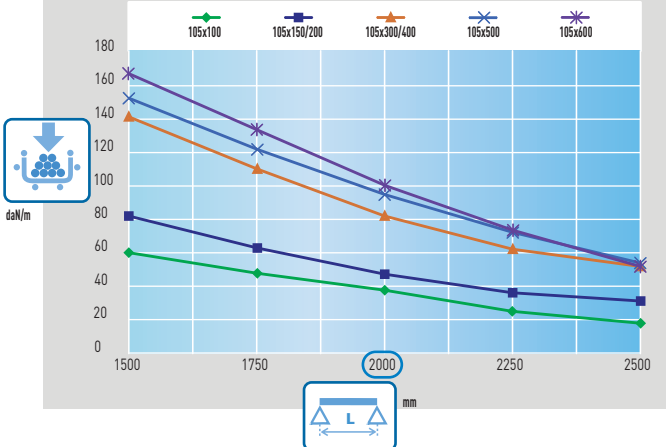


p.27

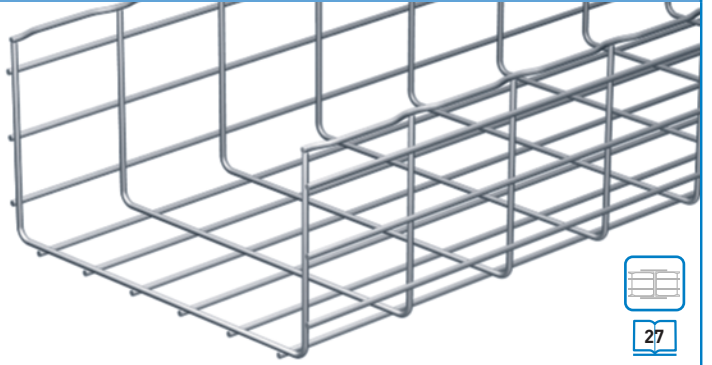
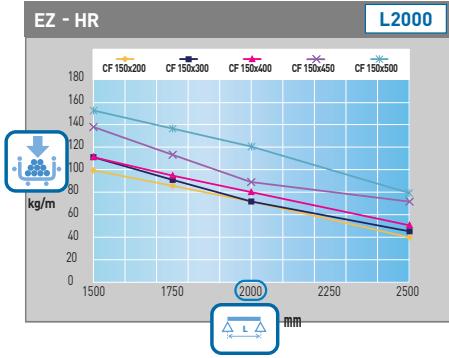
EDRN	ED275	CE25/CE30/BTRCC 6x20	KITASSVS	KITINOX	EAC	Z240
✓	✓	✓	✓	✓	✓	

EZ - GC - HR

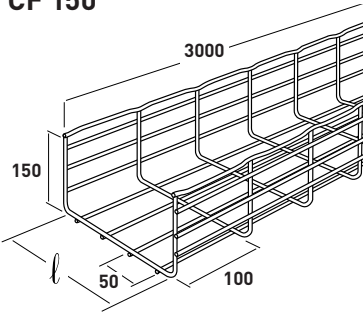
L2000



CF 150  150 mm  150 → 600 mm  3 m



CF 150



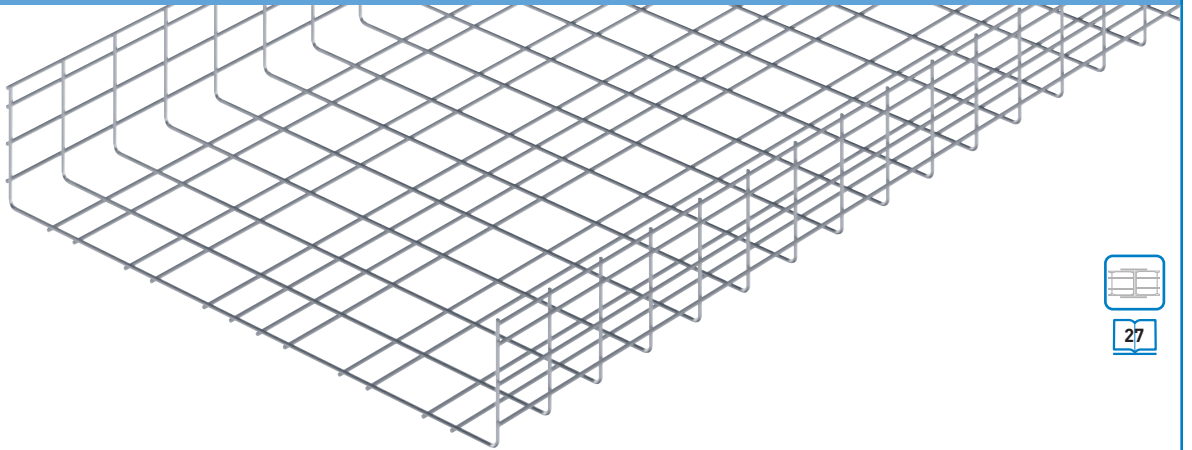
	mm	kg/m	EZ	GC	HR	304L	316L
CF 150/150	150	2,38	000 981	000 983	000 986	000 988	000 984
CF 150/200	200	3,05	000 951	000 953	000 956	000 958	000 954
CF 150/300	300	3,50	000 961	000 963	000 966	000 968	000 964
CF 150/400	400	3,90	000 971	000 973	000 976	000 978	000 974
CF 150/450	450	4,10	001 011	001 013	001 016	001 018	001 014
CF 150/500	500	4,40	001 021	001 023	001 026	-	001 024
CF 150/600	600	4,73	001 041	001 043	001 046	-	-



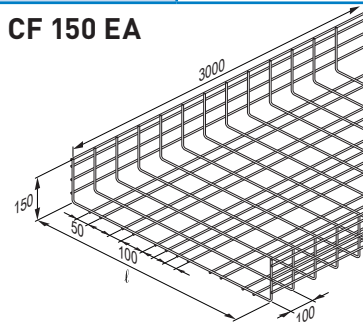
	EDRN	ED275	CE25/CE30/BTRCC 6x20	KITASSVS	KITINOX	EAC	Z240
	✓	✓	✓	✓	✓	✓	

CF 150 EA  150 mm  900 mm  3 m

HEAVY DUTY



CF 150 EA

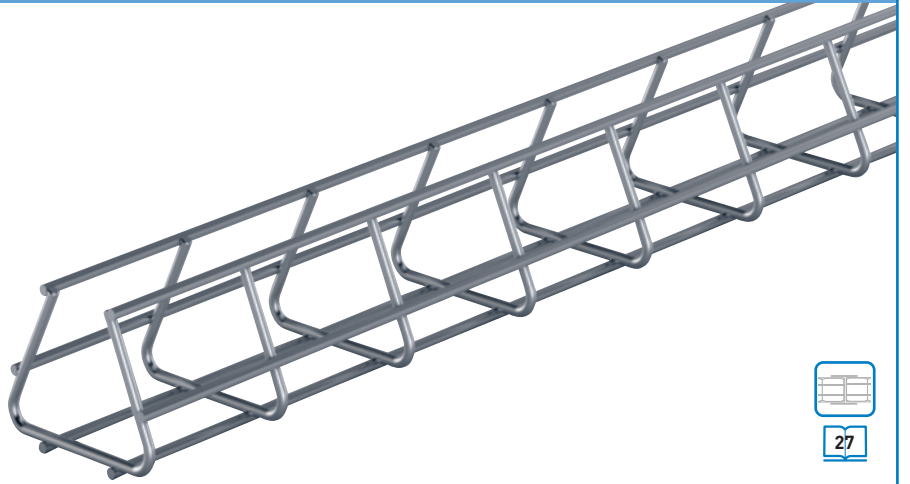


	mm	kg/m	EZ	GC	304L	316L
CF 150/900 EA	900	7,17	100 983	-	-	-

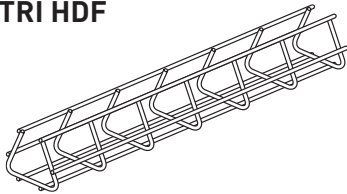


	EDRN	ED275	CE25/CE30/BTRCC 6x20	KITASSVS	KITINOX	EAC	Z240
	✓	✓	✓	✓	✓	✓	

TRI HDF \downarrow 80 mm \rightarrow 100 mm \rightleftarrows 3 m



TRI HDF



TRI HDF

mm

100

kg/m

1,99

GC

001 113

HR

-

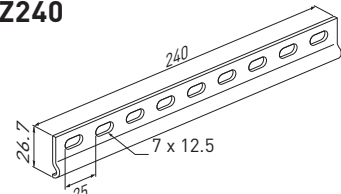
304L

-

316L

-

Z240



(mm)

Z240



50

-

558 293

-

-

-



EDRN

ED275

CE25/CE30/BTRCC
6x20

KITASSVS

KITINOX

EAC

Z240

✓

✓

✓

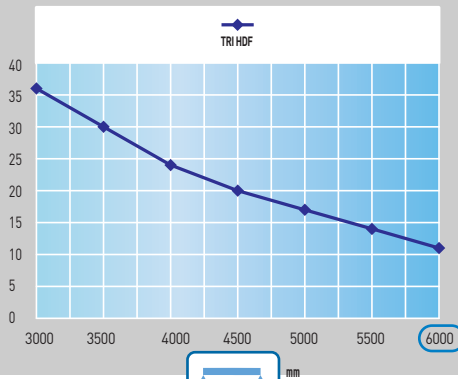
✓

GC

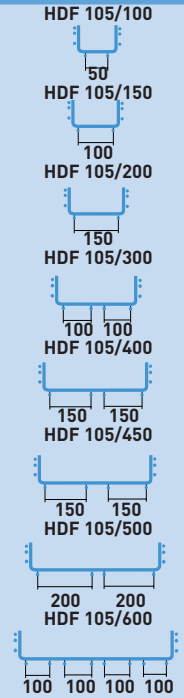
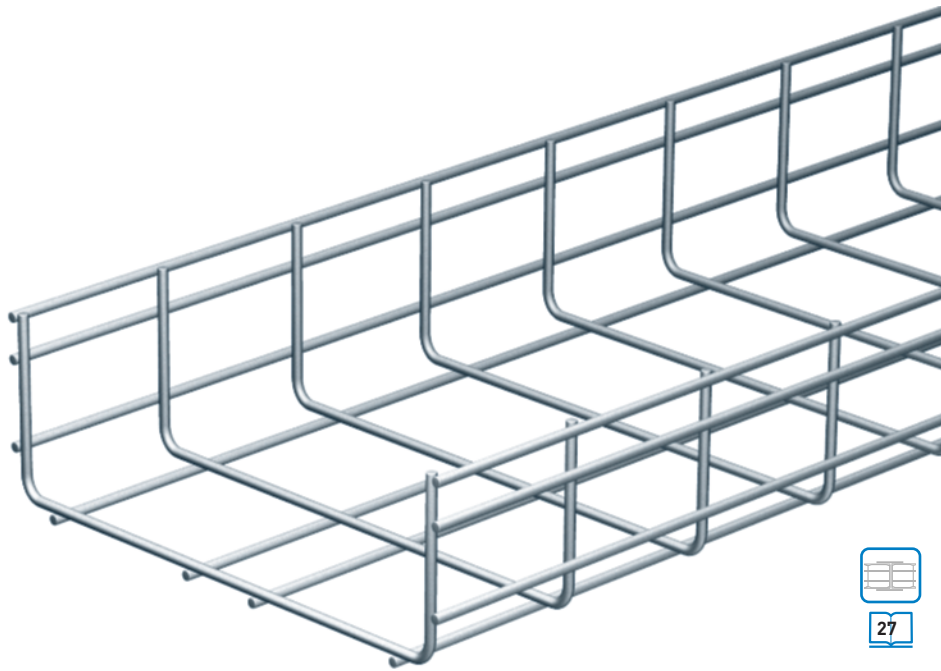
L6000



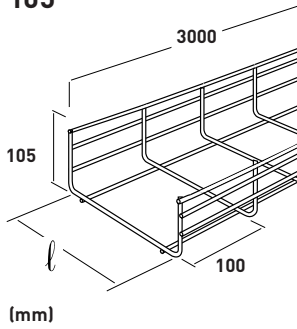
kg/m









HDF 105  105 mm  100 → 600 mm  3 m



HDF 105

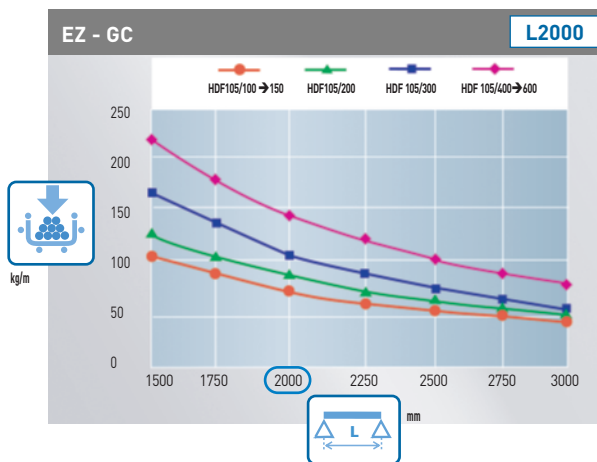


	 mm	 kg/m				
HDF 105/100	100	2,50	450 621	450 623	-	450 624
HDF 105/150	150	2,60	450 631	450 633	-	450 634
HDF 105/200	200	2,80	450 641	450 643	-	450 644
HDF 105/300	300	3,90	450 661	450 663	-	450 664
HDF 105/400	400	4,70	450 681	450 683	-	450 684
HDF 105/450	450	4,90	450 691	450 693	-	450 694
HDF 105/500	500	5,00	450 701	450 703	-	450 704
HDF 105/600	600	5,90	450 721	450 723	-	450 724

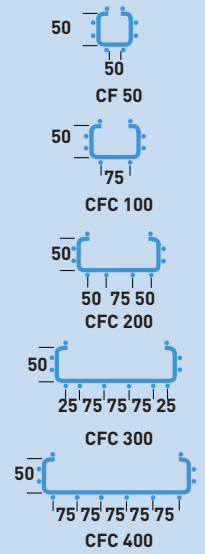



p.27

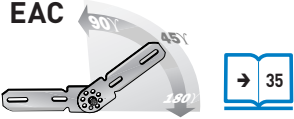
EDRN	ED275	CE25/CE30/BTRCC 6x20	KITASSVS	KITINOX	EAC	Z240
	✓	✓	✓	✓		



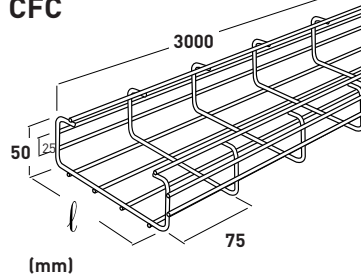
CFC 50 mm 50 → 400 mm 3 m



EAC



CFC

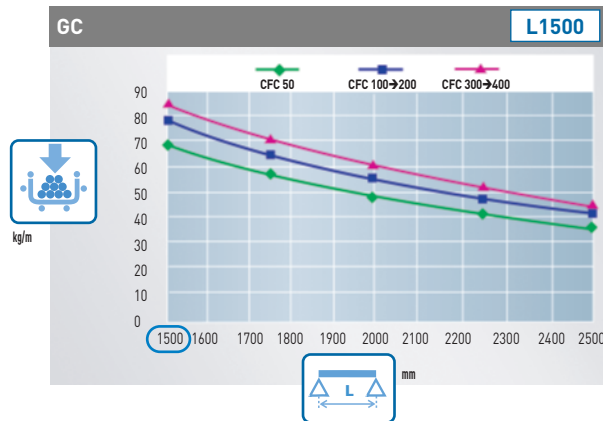


	mm	kg/m	EZ	GC	304L	316L
CFC 50	50	1,30	-	004 063	004 068	004 064
CFC 100	100	1,40	-	004 073	004 078	004 074
CFC 200	200	1,80	-	004 093	004 098	004 094
CFC 300	300	2,20	-	004 103	004 108	004 104
CFC 400	400	2,40	-	004 203	004 208	004 204


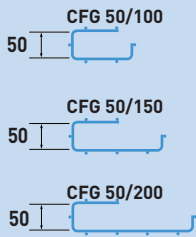
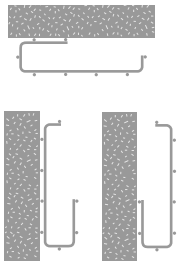


p.27

	EDRN	ED275	CE25/CE30/BTRCC 6x20	KITASSVS	KITINOX	EAC	Z240
		✓	✓	✓	✓	✓	

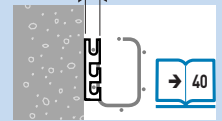


CFG \downarrow 50 mm \rightarrow 100 → 200 mm \rightarrow 3 m



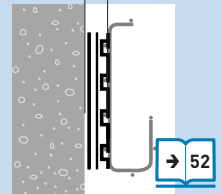
CFG → CM50XL

12 mm

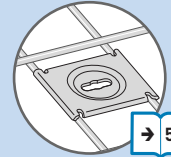


CFG → RCSN

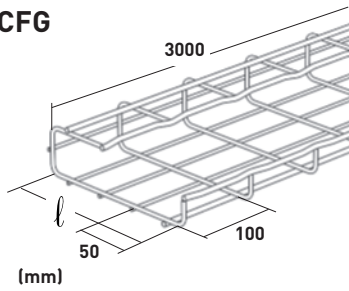
16 mm



CFG → CE40



CFG



CFG 50/100
CFG 50/150
CFG 50/200

l
mm

kg
kg/m

EZ

GC

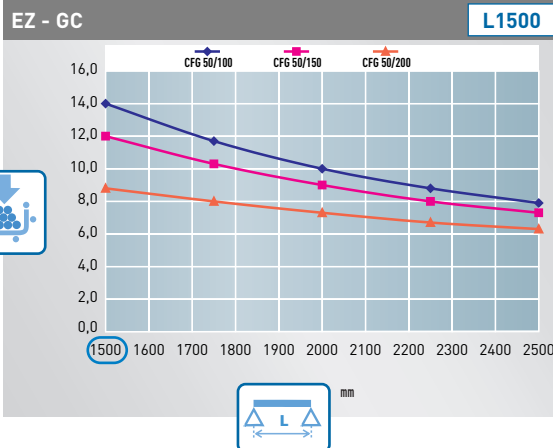
304L

316L

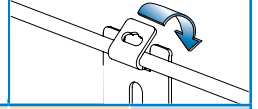
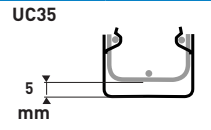
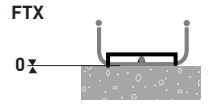
003 221	003 223	003 228	003 224
003 231	003 233	003 238	003 234
003 241	003 243	003 248	003 244

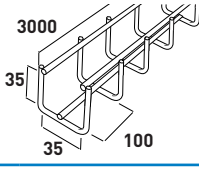






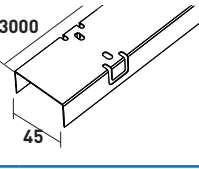
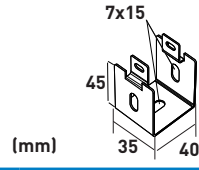
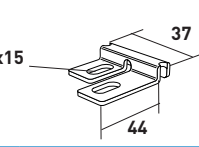




EDRN	AUTOCLIC	EDS	ED275	CE25/CE30/BTRCC 6x20	KITASSVS	KITINOX	EAC	Z240
			✓	✓	✓	✓		



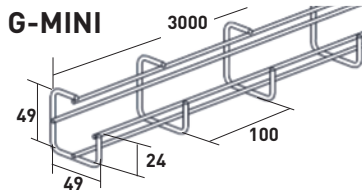
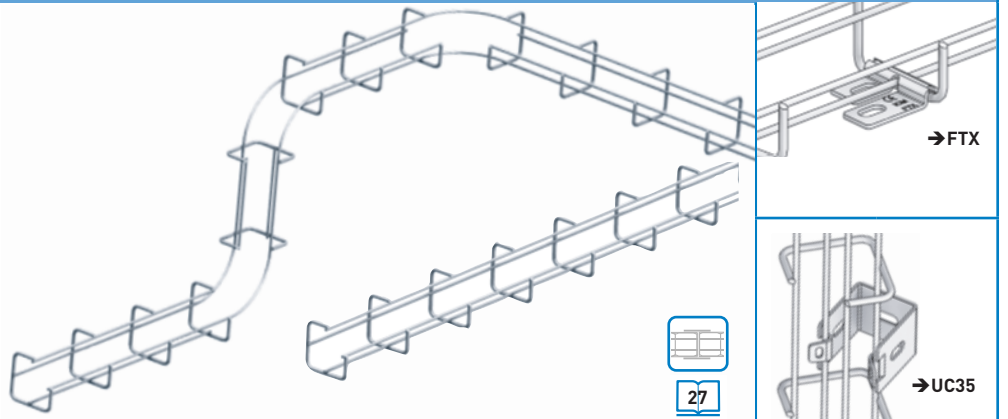
TXF 35  **35 mm** **35 mm** **3 m**



TXF 35  (mm)	TXF 35	 kg/m 0,53	 GS -	 EZ 755 001	 GC 755 003	 304L 755 008	 316L 755 004
CP 35  (mm)	CP 35	0,41	755 100	-	755 103	-	755 104
UC 35  (mm)	UC 35	-	586 160	-	586 163	-	586 164
FTX  (mm)	FTX	-	586 180	-	 HR 586 183	-	586 184

 p.27	EDRN	ED275	CE25/CE30/BTRCC 6x20	KITASSVS	KITINOX	EAC	Z240
			✓	✓	✓		

G-MINI \updownarrow 50 mm \curvearrowright 50 mm \rightleftarrows 3 m



G-MINI

KG
kg/m

0,40

EZ

430 111

HR

-

304L

-

316L

430 114



p. 27

EDRN

ED275

CE25/CE30/BTRCC
6x20

KITASSVS

KITINOX

EAC

Z240

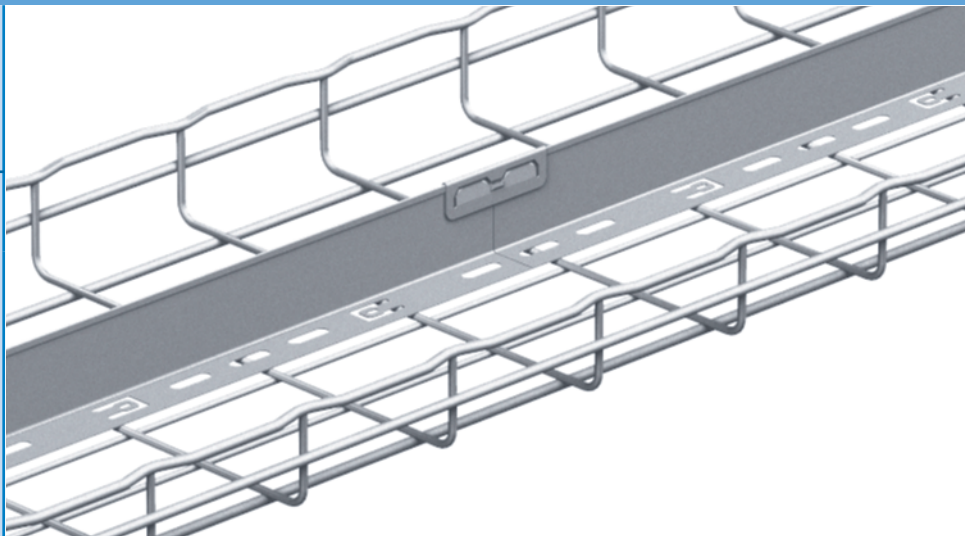
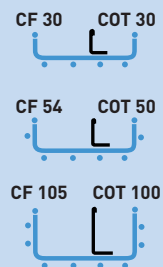
✓

✓

✓

✓

COT \updownarrow CF30 - CF54 - CF105 \curvearrowright 100 → 600 mm \rightleftarrows 3 m

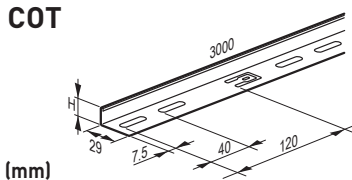


COT 30 - COT 50



COT 100

COT



(mm)

COT 30



COT 50



COT 100

H
mm

24

48

96

KG
kg/m

0,3

0,5

0,9

GS

923 010

923 020

923 040

HR

923 013

923 023

923 043

304L

-

923 028

923 048

316L

923 014

923 024

923 044

COT J

(mm)



COT J

-

-

923 050

-

-

923 054

→ COT 50



EPDCOT50



EPLCOT50



EPGCOT50

EPDCOT50

48

-

PVC

559 635

-

-

-

EPLCOT50

48

-

559 655

-

-

-

EPGCOT50

48

-

559 645

-

-

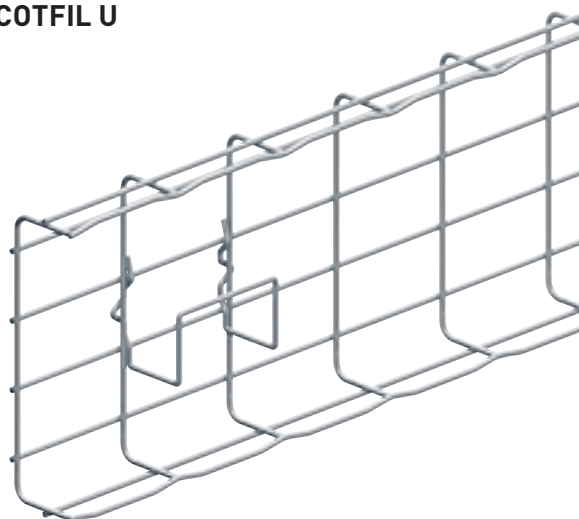
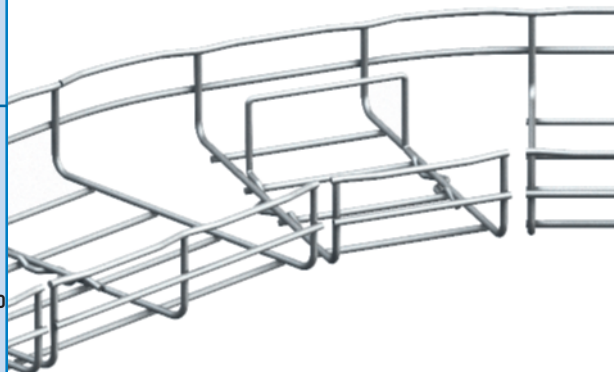
-

COTFIL  **CF30 - CF54 - CF105**  **100 → 600 mm**  **3 m**



COTFIL


COTFIL U



CF 30 COTFIL 30



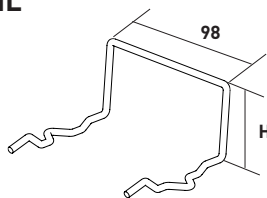
CF 54 COTFIL 50



CF 105 COTFIL 100



COTFIL



(mm)

COTFIL 30
COTFIL 50
COTFIL 100

H
mm

EZ

HR

304L

316L

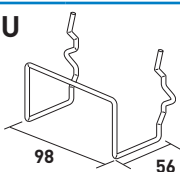
24 586 711
44 586 721
94 586 741

-
-
-

586 718
586 728
586 748

-
-
-

COTFIL U



(mm)

COTFIL U

-


350 524

-

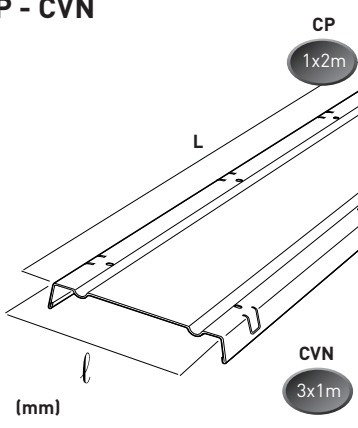
350 531

-

CP-CVN  CF30 - CF54 - CF105 - CF150  50 → 600 mm

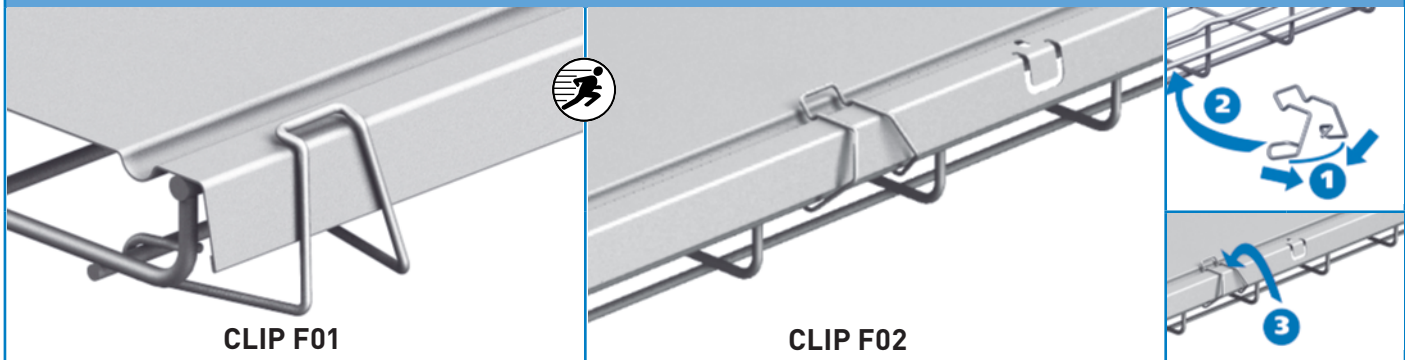


CP - CVN



	l mm	L mm	$\frac{KG}{m}$	GS	HR	304L	316L
CP 50	71	2000	0,4	646 010	350 664	-	646 014
CP 100	121	2000	0,7	646 020	350 665	646 028	646 024
CP 150	171	2000	1,1	646 030	350 666	-	646 034
CP 200	221	2000	1,4	646 040	350 667	-	646 044
CP 300	322	2000	2,0	646 050	350 668	-	646 054
CP 400	425	2000	3,5	646 060	350 669	-	646 064
CP 450	475	2000	3,4	646 090	350 670	-	-
CP 500	525	2000	4,3	646 070	350 671	-	646 074
CP 600	625	2000	5,0	646 080	350 672	-	646 084
CVN 50	71	1000	0,4	629 050	629 056	-	629 054
CVN 100	121	1000	0,7	629 100	629 106	-	629 104
CVN 150	171	1000	1,1	629 150	629 156	-	629 154
CVN 200	221	1000	1,4	629 200	629 206	-	629 204
CVN 300	322	1000	2,0	629 300	629 306	-	629 304
CVN 400	425	1000	3,5	629 400	629 406	-	629 404
CVN 450	475	1000	3,4	629 450	629 456	-	-
CVN 500	525	1000	4,3	629 500	629 506	-	629 504
CVN 600	625	1000	5,0	629 600	629 606	-	629 604

CLIP F  CF30 - CF54 - CF105 - CF150  50 → 600 mm



CLIP F01



2m CP = 6 x CLIP F01
1m CVN = 4 x CLIP F01

CLIP F01



25



646 220



-



-



646 224

CLIP F02



2m CP = 6 x CLIP F02
1m CVN = 4 x CLIP F02

CLIP F02

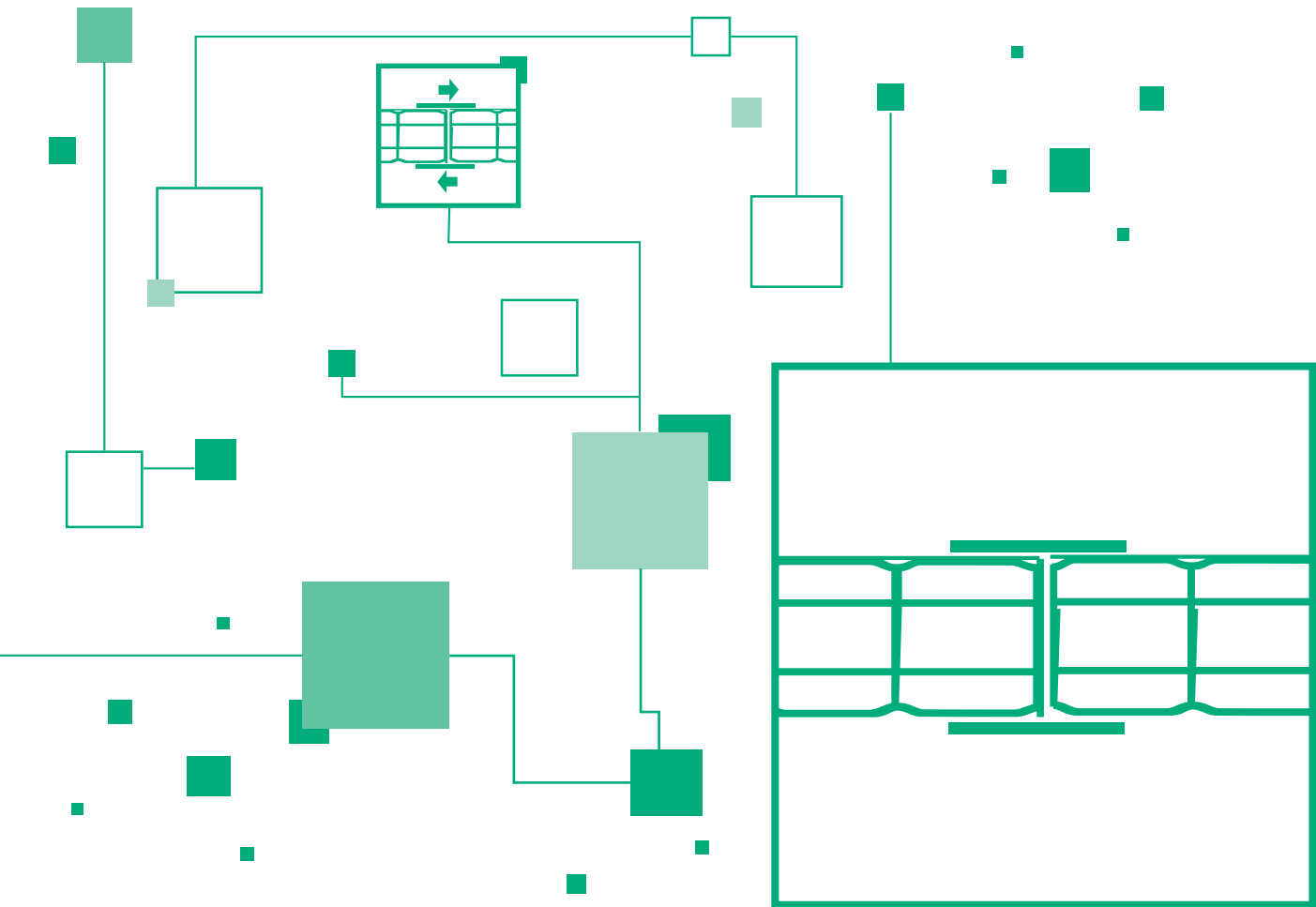
25

646 200

-

-

646 204



Couplers

Uniónes

Verbinder

Eclissages

Соединители

连接件

カプラー

وصلات تثبيت

Łączniki

Spojky

Spojky

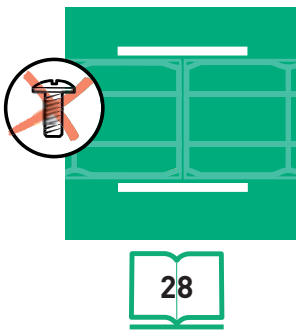
Înnâdire

Összekötők

Spojnice

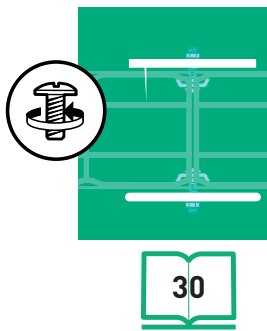
Spajanje spojnicama

Кабелни канали и закрепване



FAST COUPLERS
 UNIONES RÁPIDAS
 SCHNELLVERBINDER
 ECLISSAGE RAPIDE
 БЫСТРОЕ СОЕДИНЕНИЕ
 快速连接器
 スピード・カプラー
 وصل سريع
 SZYBKI MONTAŻ
 RYCHŁOSPOJKY
 RÝCHLOSPOJKY
 ECLISARE RAPIDA
 GYORS ÖSSZEKÖTÉS
 HITRE SPOJNICE
 BRZO SPAJANJE SPOJNICAMA
 БЪРЗО КАБЕЛНО ЗАКРЕПВАНЕ

EDRN..... 28
 CEFAS..... 29
 FASLOCK AUTO..... 29




BOLTED COUPLERS
 UNIONES CON TORMILLOS
 VERBINDUNG MIT SCHRAUBEN
 ECLISSAGE BOULONNÉ
 СОЕДИНЕНИЕ БОЛТАМИ
 螺栓连接器
 ボルト締めカプラー
 وصل مثبت بحزقة
 POŁĄCZENIE ŚRUBOWE
 ŠROUBOVANÉ SPOJKY
 SKRUTKOVANÉ (SKRUTKOVÉ) SPOJKY
 ECLISARE CU SURUBURI
 CSAVAROS ÖSSZEKÖTÉS
 SPOJNICE, PRITRJENE S SVORNIKI
 SPAJANJE SPOJNICA VIJCI
 КАБЕЛНО ЗАКРЕПВАНЕ С БОЛТОВЕ

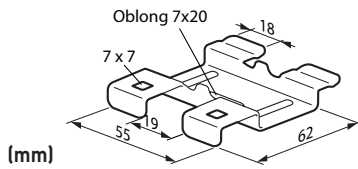
ED 275 30
 Z240..... 31
 EZT 90 32
 EZT 90 RS..... 32
 PA 33
 RAD T 33
 RAD T 90 RS 33
 CE 25 - CE 30 34
 EAC..... 35



CEFAS \updownarrow CF30 - CF54 - CF105 - CF150 \leftrightarrow 100 \rightarrow 900 mm



CEFAS



CEFAS



50

GS

558 410

ZnL

558 417


304L

-

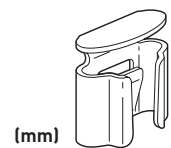
316L

558 414

FASLOCK AUTO \updownarrow CF30 - CF54 - CF105 \leftrightarrow 100 \rightarrow 900 mm



FASLOCK S \rightarrow \leftrightarrow 100 \rightarrow 200 mm
FASLOCK XL \rightarrow \leftrightarrow 300 \rightarrow 900 mm



(mm)

FASLOCK S
 FASLOCK XL



25

GS

558 340

HR

558 346

304L

-

316L

558 344

25

558 320

558 326

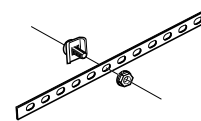
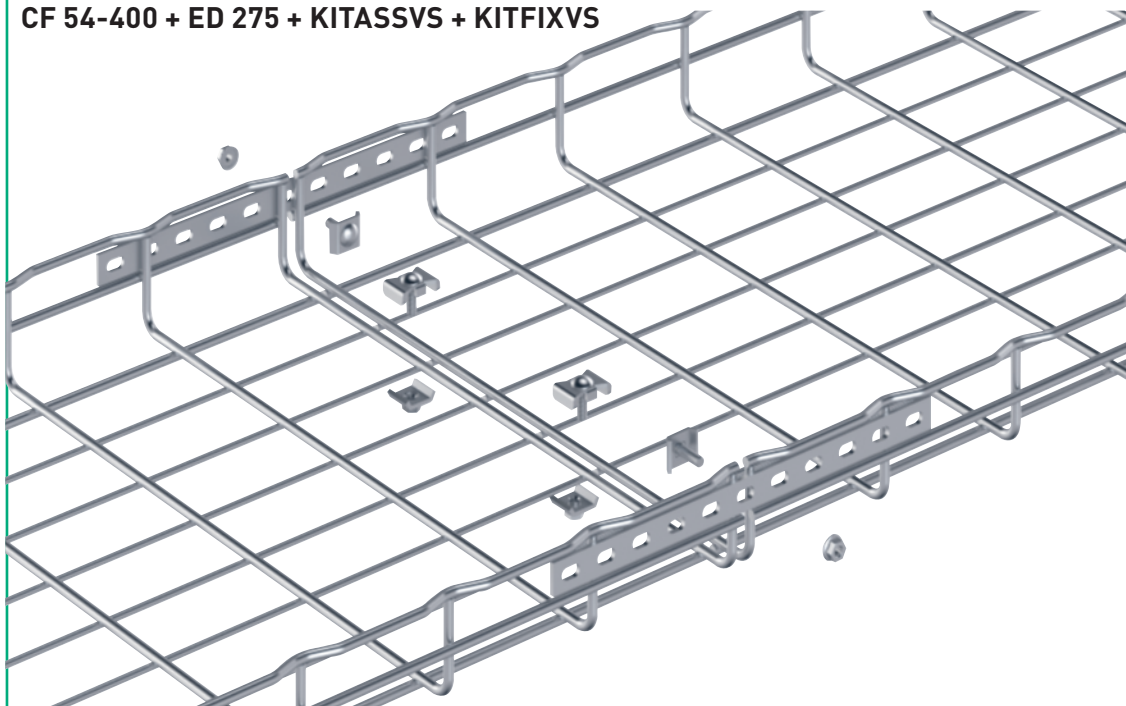
-

558 324



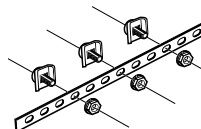
ED 275 \downarrow CF54 - CF105 - CF150 - HDF 105 \rightarrow 50 \rightarrow 600 mm

CF 54-400 + ED 275 + KITASSVS + KITFIXVS



KITFIXVS 1x

ED 275 1x



KITFIXVS 3x

ED 275 1



A \rightarrow A

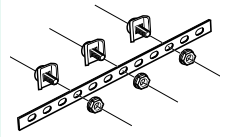



	50		100		150		200		300		400 \rightarrow 500		600		900	
	A	B	A	B	A	B	A	B	A	B	A	B	A	B	A	B
CF54	2	0	2	0	2	0	2	0	2	1	2	2	2	3		
CF105			2	1	2	1	2	1	2	2	2	3	2	3		
CF150							2	2	2	2	2	3	2	3	2	5
HDF105	2	1	2	1	2	1	2	1	2	2	2	3	2	3		
CFG			2	1	2	1	2	1								

ED 275	ED 275		GS	EZ	HR	304L	316L
	ED 275	50	-	558 221	558 226	558 228	558 224
KITFIXVS 	CE25VS EEC 6 KITFIXVS = CE25VS+EEC 6	50 100 50	558 021 - 558 061	- 801 201 -	350 571 350 405 350 428	- - -	- 801 204 -
KITINOX 	KITINOX	50	-	-	-	-	558 954
KITASSVS 	KITASSVS	50	558 071	-	350 427	-	-



Z240 TRI HDF 100 mm



KITFIXVS 3x



Z240 1

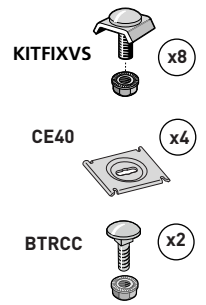
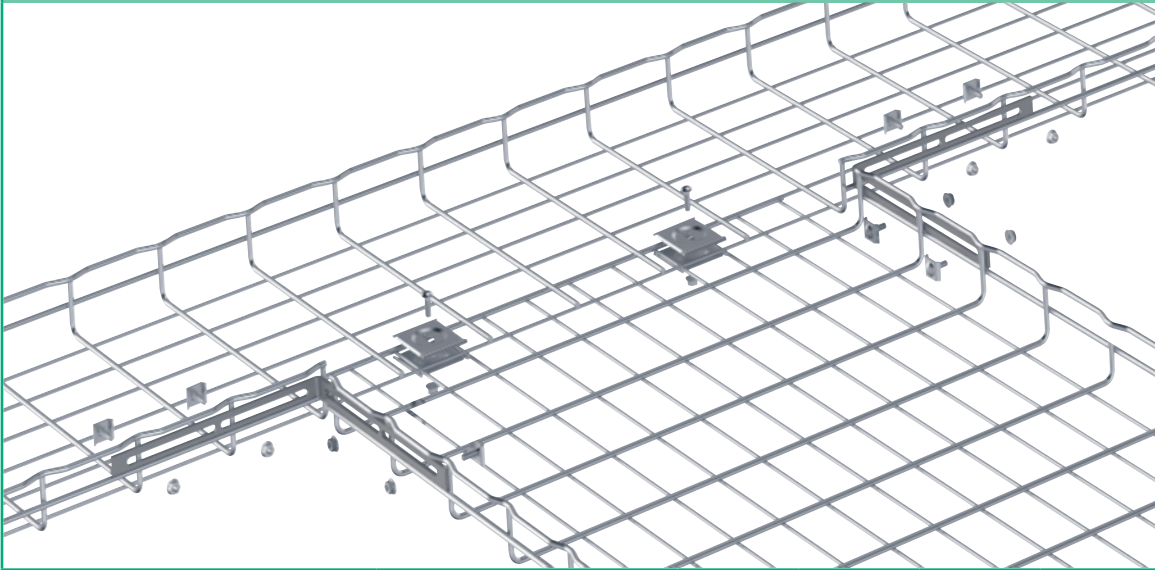
	A	B
TRI HDF	2	2

Z240 (mm)	Z240	50	GC 558 293	HR -	304L -	316L -
KITFIXVS (mm)	CE25VS EEC 6 KITFIXVS = CE25VS+EEC 6	50 100 50	558 027 - 558 067	350 571 350 405 350 428	- - -	- - -



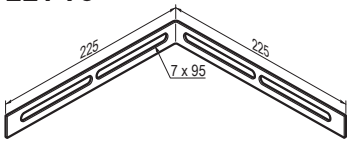


EZT 90 \updownarrow CF30 - CF54 - CF105 - CF150 \leftrightarrow 100 \rightarrow 900 mm



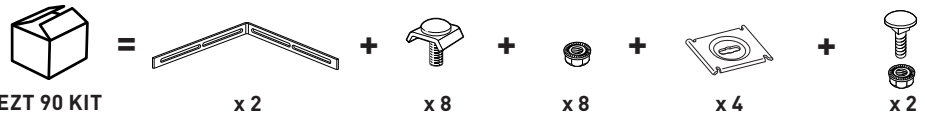
[→ 114](#)

EZT 90

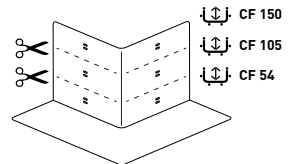



(mm)

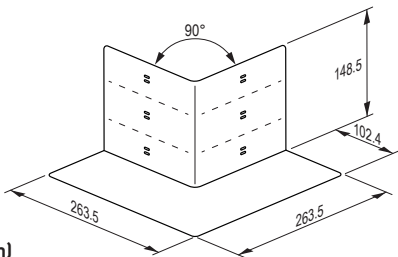
	\downarrow FL mm	daN	EZ	HR	304L	316L
EZT 90	225/225	-	840 231	-	-	-
EZT 90 KIT	225/225	-	-	840 236	-	-



EZT 90 RS \updownarrow CF54 - CF105 - CF150 \leftrightarrow 100 \rightarrow 900 mm

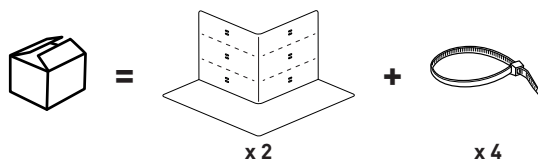


EZT 90 RS



(mm)

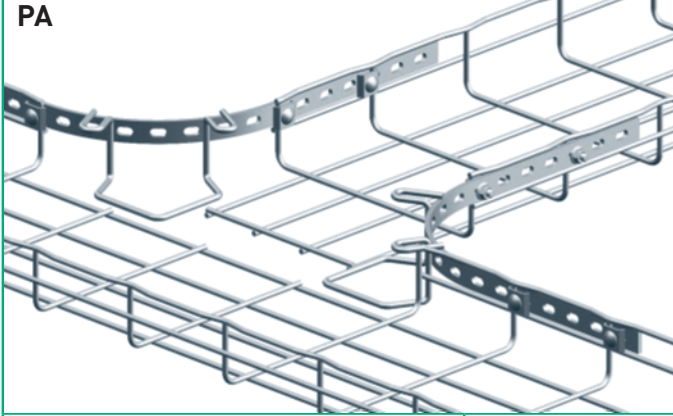
	PLAST.	EZ	304L	316L
EZT 90 RS	944 768	-	-	-



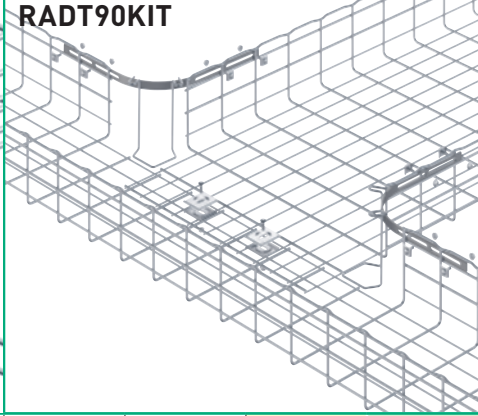


PA - RAD T **CF30 - CF54 - CF105 - CF150** **100 → 900 mm**

PA



RADT90KIT



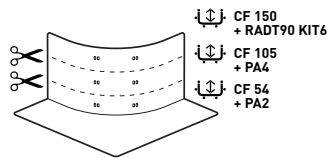

PA



<p>PA</p>	PA 1	H ↑ mm	↓ F daN	EZ	GC	304L	316L
	PA 2	30	-	840 101	840 103	-	-
	PA 4	54	-	840 111	840 113	-	-
	PA 4	105	-	840 131	840 133	-	-
RADT90KIT	RAD T 90 KIT 6	150	-	942 942	943 160	-	-
= x 2 + x 8 + x 4 + x 2							



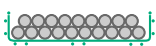
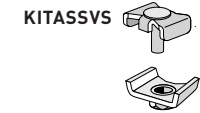
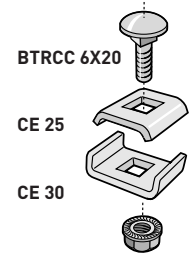
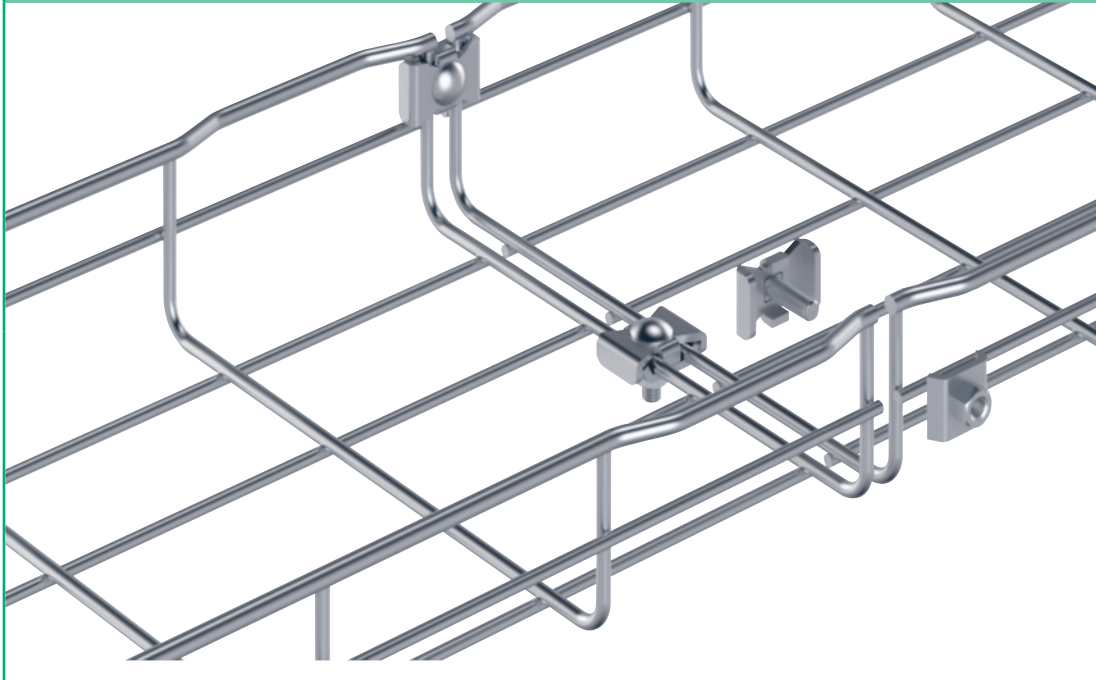
RAD T 90 RS **CF54 - CF105 - CF150** **100 → 900 mm**



<p>RAD T 90 RS</p>	RAD T 90 RS	PLAST.	EZ	304L	316L
		944 770	-	-	-
= x 2 + x 4					



CE 25 - CE 30 ⇄ CF30 - CF54 - CF105 - CF150 ⇄ 50 → 900 mm



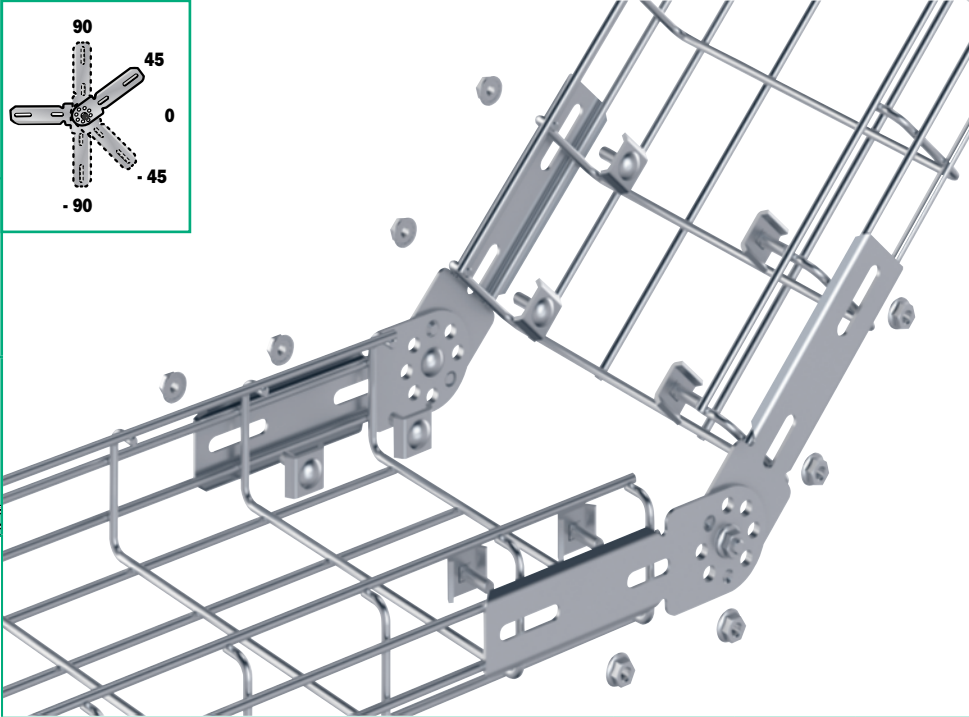
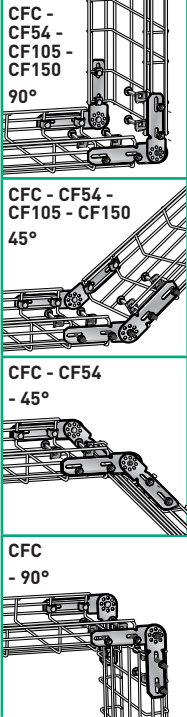
mm	50		100		150		200		300		400 450		500		600		900	
	A	B	A	B	A	B	A	B	A	B	A	B	A	B	A	B	A	B
CF30 - CF54	2	0	2	1	2	1	2	1	2	2	2	2	2	2	2	3		
CF105			2	1	2	1	2	1	2	2	2	3	2	3	2	3		
CF150							2	2	2	2	2	3	2	3	2	3	2	5
HDF105			2	1	2	1	2	1	2	2	2	3	2	3	2	3		
CFG - CFC			2	1	2	1	2	1										

CE 25 - CE 30 - BTRCC		GS	EZ	HR	304L	316L	
	CE 25 CE 30 BTRCC 6x20 KITASSTR = CE25+CE30+BTRCC	50 50 100 50	558 011 558 041 - 558 081	- - 801 011 -	350 569 350 570 350 402 350 424	558 018 558 048 801 018 -	558 014 558 044 801 014 -
	CE 25 VS CE 30 ES KITASSVS = CE25ES+CE30VS	50 50 50	558 021 558 031 558 071	- - -	350 571 350 572 350 427	- - -	- - -
	CE 25 VS - CE 30 - EEC6 KITINOX	50	-	-	-	-	558 954

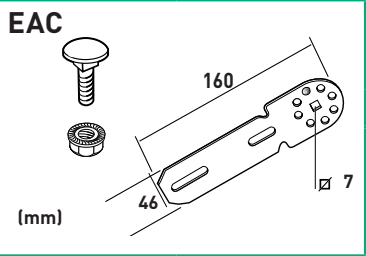
(1) HR



EAC **CFC - CF54 - CF105 - CF150** **50 → 600 mm**



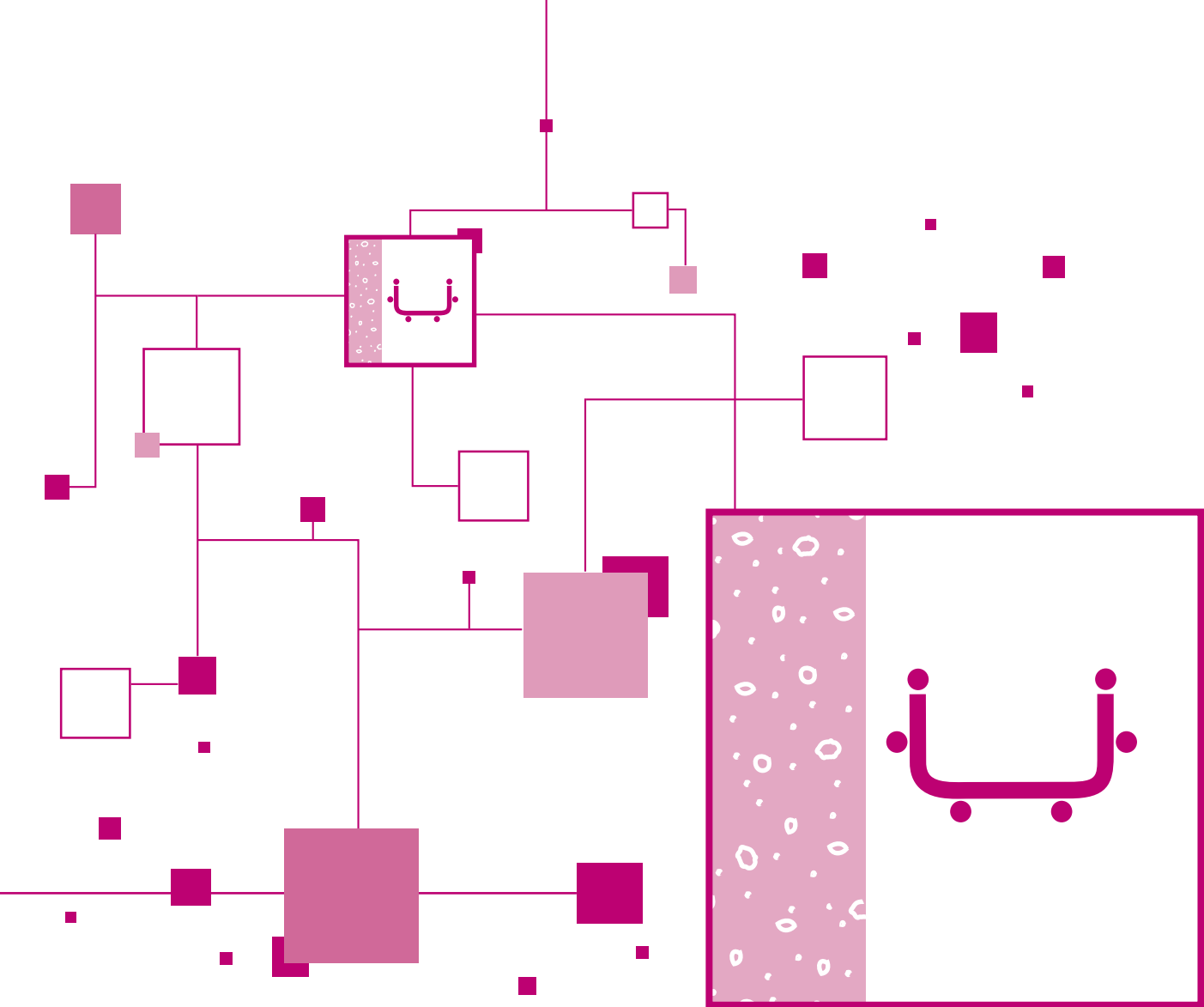
- EAC (x4)
- BTRCC (x2)
- KITFIXVS (x8)
- 30



EAC	20	EZ	HR	304L	316L
		-	558 403	-	-

= (x40) + (x20)





Wall mounting

Instalación mural

Wanbefestigung

Pose murale

Настенный монтаж

墙面安装

壁面取付

تركيب على الحائط

Mocowanie do ściany

Instalace na zed'

Inštalácia na stenu

Fixare pe perete

Fali szerelés

Stenska namestitev

Zidno postavljanje


Закрепване на стена



38

LIGHT DUTY
CARGAS LIGERAS
LEICHTE BELASTUNG
CHARGES LEGERES
СЛАБАЯ НАГРУЗКА
 轻承载力
 荷重小
 حمولات خفيفة
LEKKIE ZAWIESZENIA
LÉHKÉ ZATÍŽENÍ
L'ANHKÉ ZAŤAŽENIE
ELEMENTE USOARE
KIS TEHERBÍRÁSÚ
LAHKE OBREMENITVE
LAGANA OPTEREČENJA
ЛЕКИ ТОВАРИ

UC 50..... 38
 CAT 30 39
 CAT 40 39
 CM 50 40
 CM 50XL 40
 CM 100/25 40
 FBH 50..... 40



41

MEDIUM DUTY
CARGAS MEDIAS
MITTLERE BELASTUNG
CHARGES MOYENNES
СРЕДНЯЯ НАГРУЗКА
 中度承载力
 荷重中
 حمولات متوسطة
ŚREDNIA WYTRZYMAŁOŚĆ
STŘEDNÍ ZATÍŽENÍ
STREDNÉ ZAŤAŽENIE
SUSPENSIE MEDIE
KÖZEPES TEHERBÍRÁSÚ
SREDNJE OBREMENITVE
SREDNJA OPTEREČENJA
СРЕДНИ ТОВАРИ


CSN 41
 CSNC 41
 CS 42
 CSC 42
 CB 43-44
 CLN 45
 PFRM 45
 C-SI 46
 CC21S 46
 C - EDF 47
 C21S / C41S 48



49

HEAVY DUTY
CARGAS PESADAS
SCHWERE BELASTUNG
CHARGES LOURDES
БОЛЬШАЯ НАГРУЗКА
 重承载力
 荷重大
 حمولات ثقيلة
WYSOKA WYTRZYMAŁOŚĆ
TEŽKÉ ZATÍŽENÍ
ŤAŽKÉ ZAŤAŽENIE
SUSPENSIE GREA
NAGY TERHELhetőségű
TEŽKE OBREMENITVE
TEŠKA OPTEREČENJA
ТЕЖКИ ТОВАРИ

C41D 49
 CRP 49



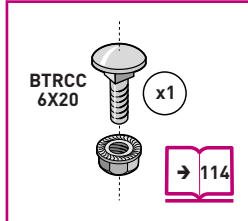
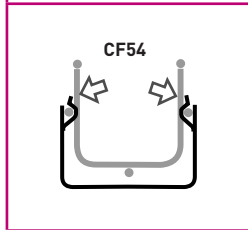
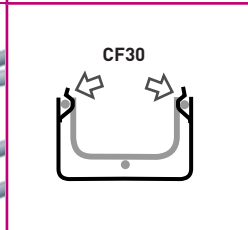
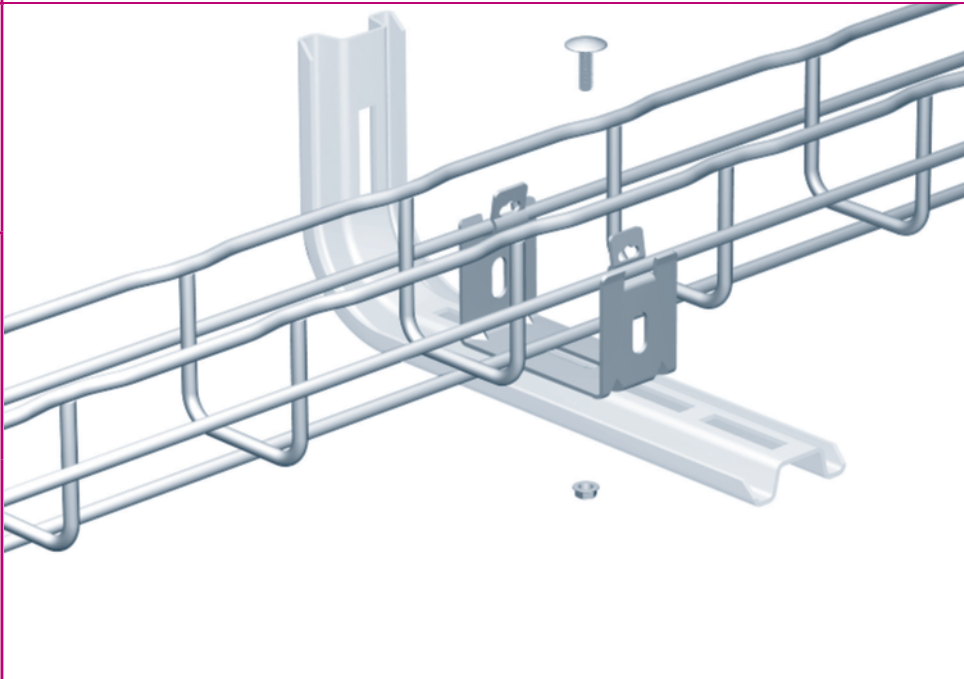
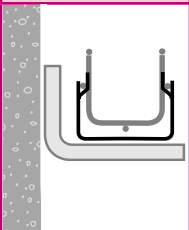
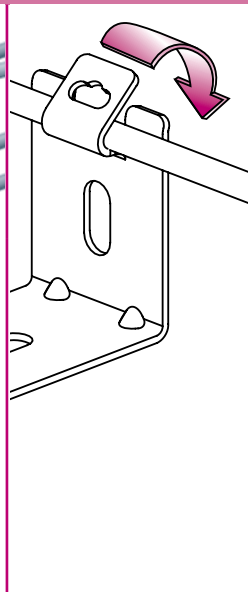
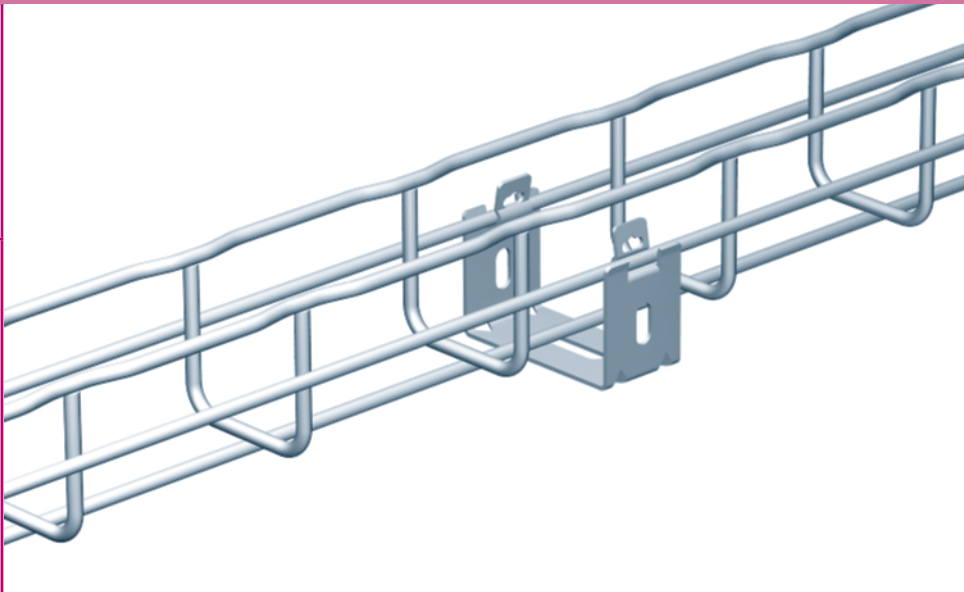
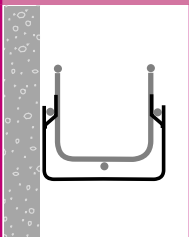
50

HORIZONTAL OR VERTICAL EDGE
SOBRE CANTOS O SUBIDA VERTICAL
MONTAGEN ODER STEIGETRASSEN
SUR CHANT OU REMONTÉE VERTICALE
ГОРИЗОНТАЛЬНЫЙ ИЛИ ВЕРТИКАЛЬНЫЙ МОНТАЖ
 水平或垂直安裝
 垂直ケーブルケース
 على حرف أو سكة عمودية
MONTAŻ PIONOWY LUB POZIOMY
NOSNÍK PRO HORIZONTÁLNÍ CI VERTIKÁLNÍ VEDENÍ
NOSNÍK PRE HORIZONTÁLNE ALEBO VERTIKÁLNE VEDENIE
IN CÂMP SAU URCAȚ ÎN PLAN VERTICAL
VÍZSZINTES, (VAGY FÜGGŐLEGES SZERELÉSI) MÓDSZEREK
ROBNO ALI VERTIKALNA DVIGANJA
RUBNO ILI VERTIKALNO PODIZANJE
НА РЪБ ИЛИ ВЕРТИКАЛНО

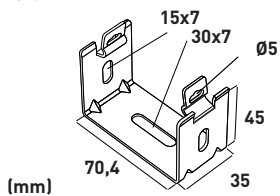
R15/25/35 50
 R50 50
 UC 50 51
 UC 100/50 / FBV 50 51
 RCSN 52
 CM 50XL 52
 CM 100/50 / FBH 100-600.. 53
 CM 100/100 / FBV 100-600.... 53
 FV1 53



UC 50 \downarrow **CF30 - CF54** \rightarrow **50 mm**



UC 50



UC 50

\downarrow **F_L**
daN

12

GS

586 040

GC

586 043

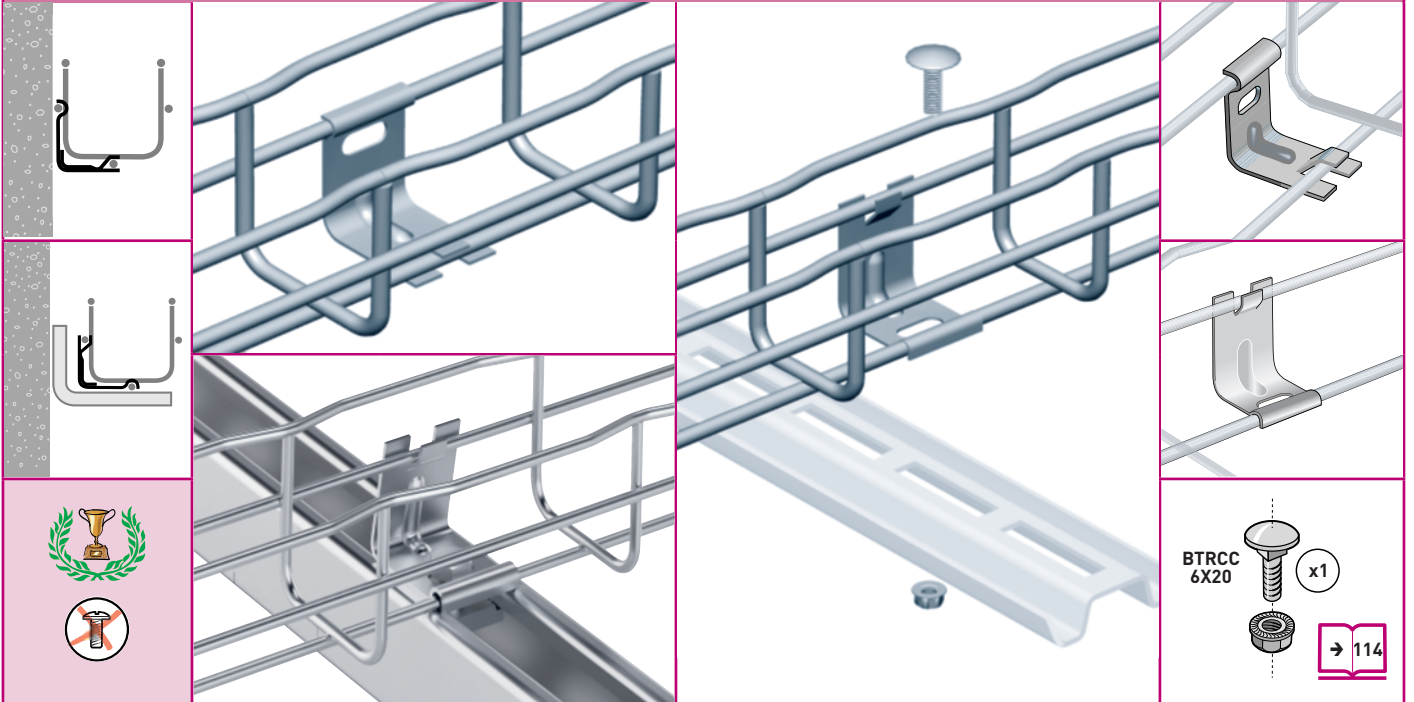
304L

586 048

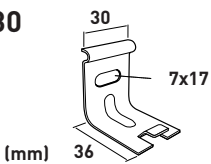
316L

586 044

CAT 30 \updownarrow CF30 - CF54 \leftrightarrow 50 mm



CAT 30



CAT 30

\downarrow
daN

20

GS

586 050

HR

586 057

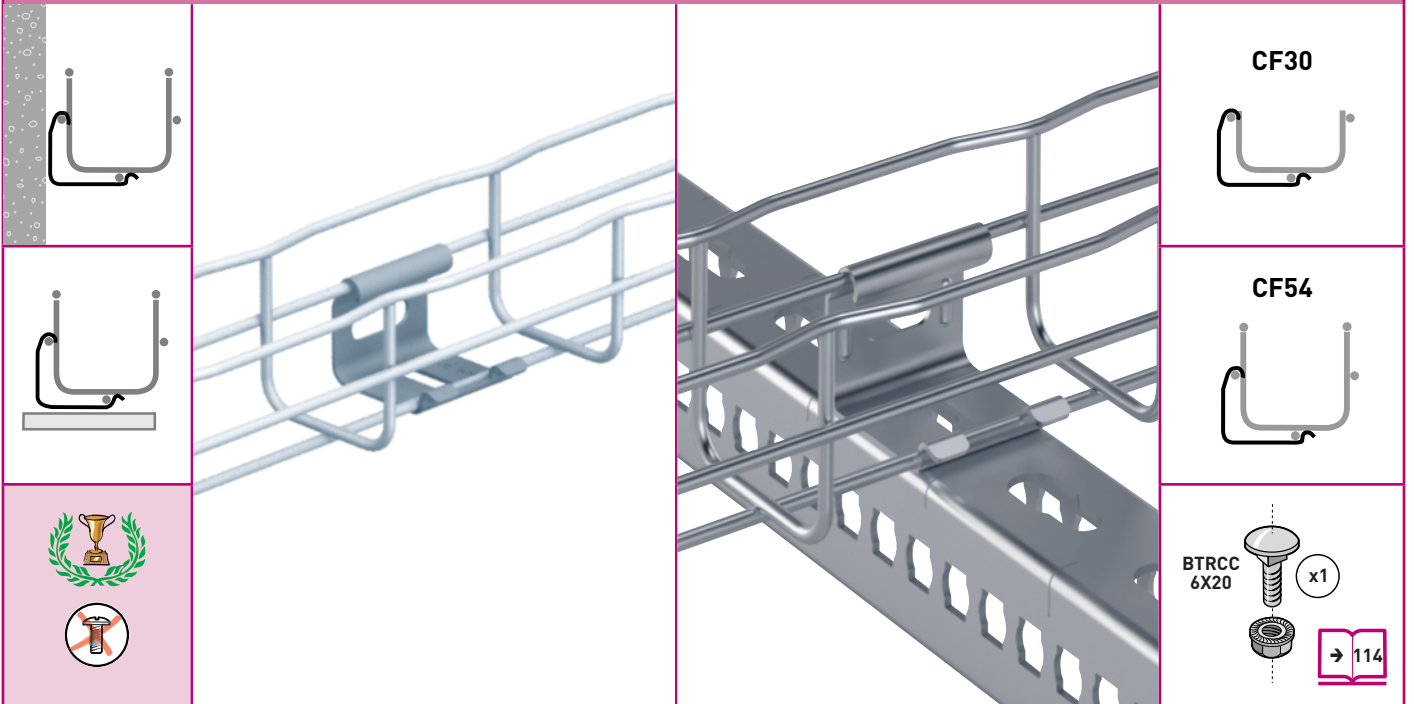
304L

586 058

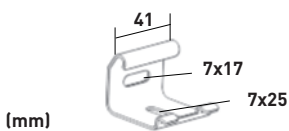
316L

586 054

CAT 40 \updownarrow CF30 - CF54 \leftrightarrow 50 mm



CAT 40



CAT 40

\downarrow
daN

20

GS

586 190

HR

586 197

304L

-

316L

586 194



CM 50 CF54 50 mm

<p>CM 50</p> <p>(mm)</p>	<p>CM 50</p>	<p> daN</p> <p>12</p>	<p>GS</p> <p>586 060</p>	<p>HR</p> <p>586 063</p>	<p>304L</p> <p>586 068</p>	<p>316L</p> <p>586 064</p>

CM 50XL CF54 - 50 → 100 mm

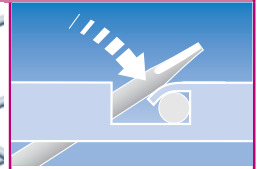
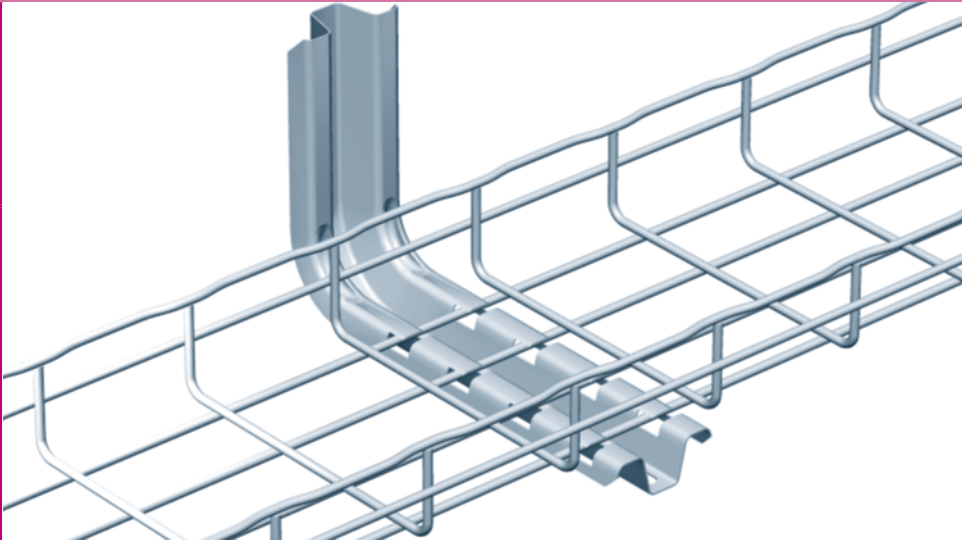
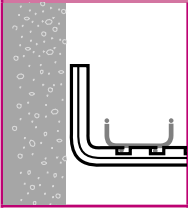
<p>CM 50XL</p> <p>(mm)</p>	<p>CM 50XL</p>	<p> daN</p> <p>9</p>	<p>GS</p> <p>586 130</p>	<p>HR</p> <p>586 133</p>	<p>304L</p> <p>586 138</p>	<p>316L</p> <p>586 134</p>

CM 100/25 - FBH 50 CF54 50 → 100 mm

<p>CM 100/25 - FBH 50</p> <p>(mm)</p>	<p>CM 100/25 - FBH 50</p>	<p> daN</p> <p>12</p>	<p>GS</p> <p>-</p>	<p>HR</p> <p>595 907</p>	<p>304L</p> <p>595 900</p>	<p>316L</p> <p>-</p>



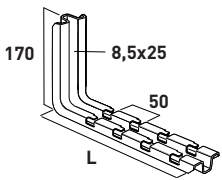
CSN \downarrow \uparrow CF30 - CF54 \leftrightarrow 100 \rightarrow 450 mm



FAST
FAST ASSEMBLY SYSTEM



CSN



(mm)

EPVCSN

CSN 100
CSN 150
CSN 200
CSN 300
CSN 400
CSN 450

EPVCSN

L1
mm

178
228
278
378
478
528

F
daN

130
110
85
73
56
50

GS

556 100
556 110
556 120
556 130
556 140
556 150

GC

556 103
556 113
556 123
556 133
556 143
556 153

304L

556 108
556 118
556 128
556 138
-
-

316L

556 104
556 114
556 124
556 134
-
-

PVC

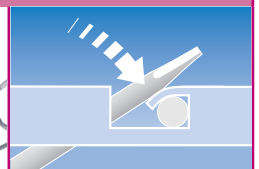
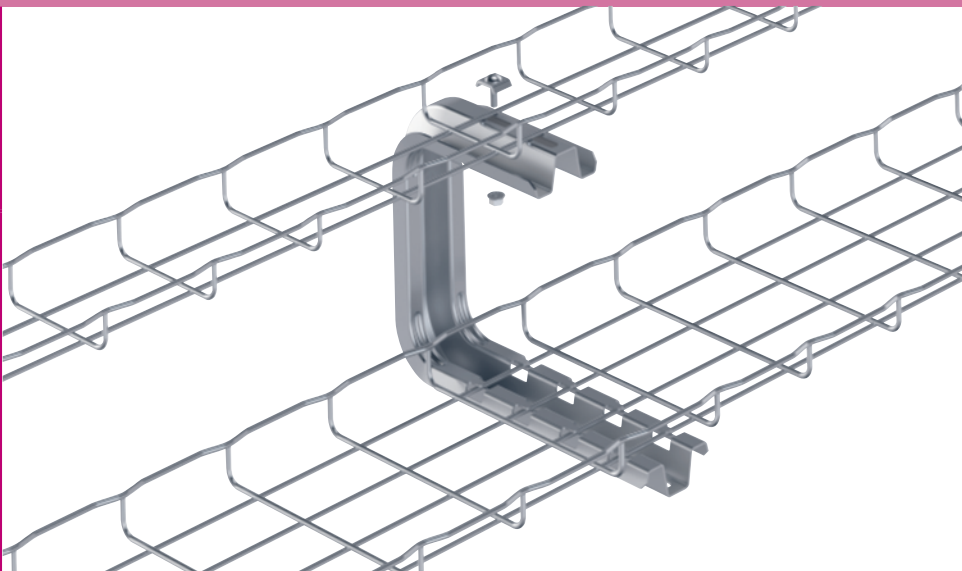
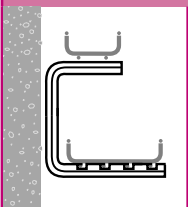
559 605

-

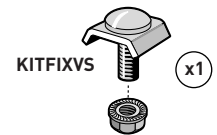
-

-

CSNC \downarrow \uparrow CF30 - CF54 \leftrightarrow 100 \rightarrow 450 mm

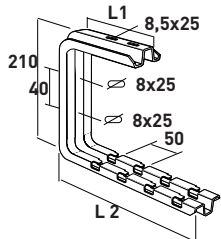


FAST
FAST ASSEMBLY SYSTEM



115

CSNC



(mm)

EPVCSN

CSNC 100
CSNC 150
CSNC 200
CSNC 300
CSNC 400
CSNC 450

EPVCSN

L1
mm

170
170
170
288
288
288

L2
mm

178
228
278
378
478
528

F
daN

120
100
80
70
48
44

GS

556 300
556 310
556 320
556 330
556 340
556 350

GC

556 303
556 313
556 323
556 333
556 343
556 353

304L

-
-
-
-
-
-

316L

556 304
556 314
556 324
556 334
-
-

PVC

559 605

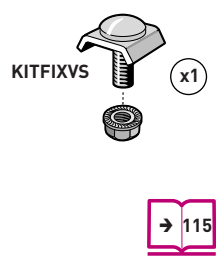
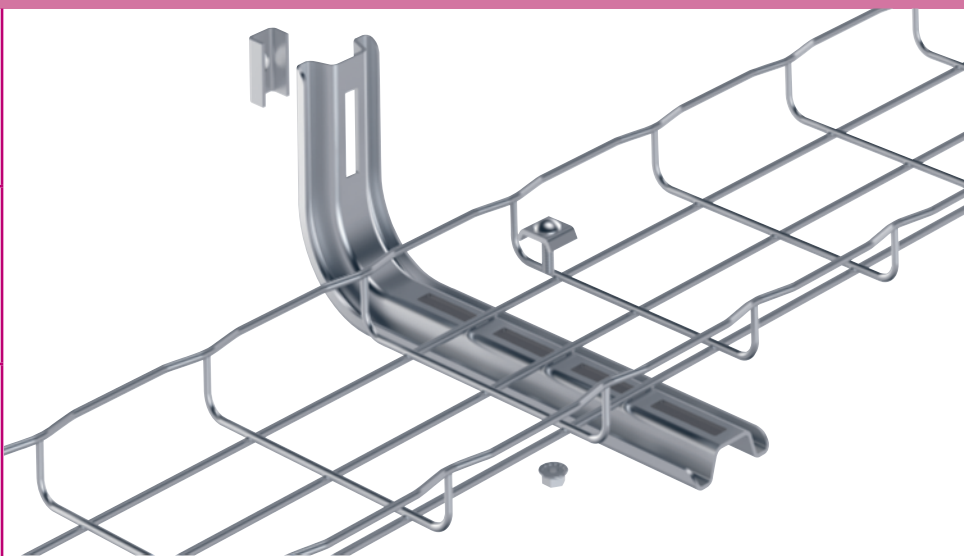
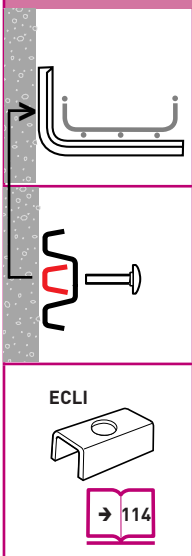
-

-

-

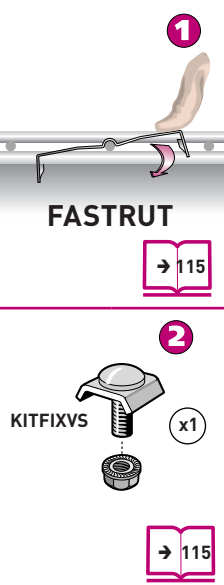
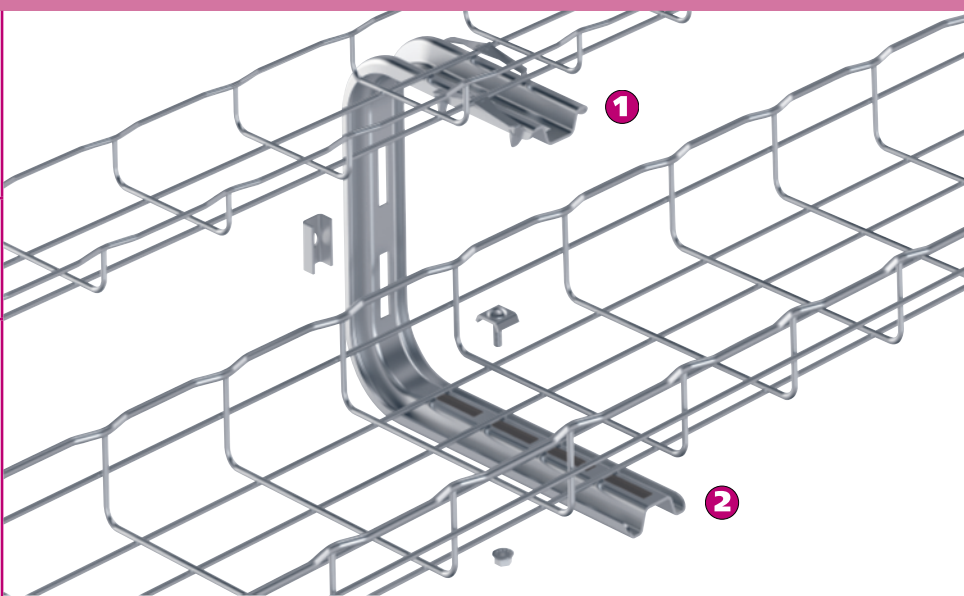
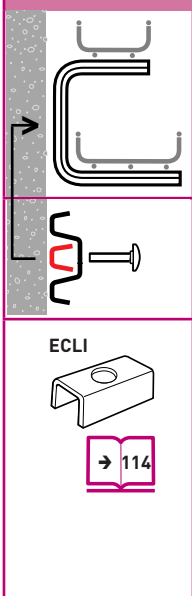


CS CF30 - CF54 50 → 300 mm



CS	(mm)	L mm	\downarrow daN	GS	GC	304L	316L
CS100	51 100 40x8,5 50	153	72	002 700	002 703	-	002 704
CS200		245	67	002 710	002 713	-	002 714
CS300		345	70	002 720	002 723	-	002 724

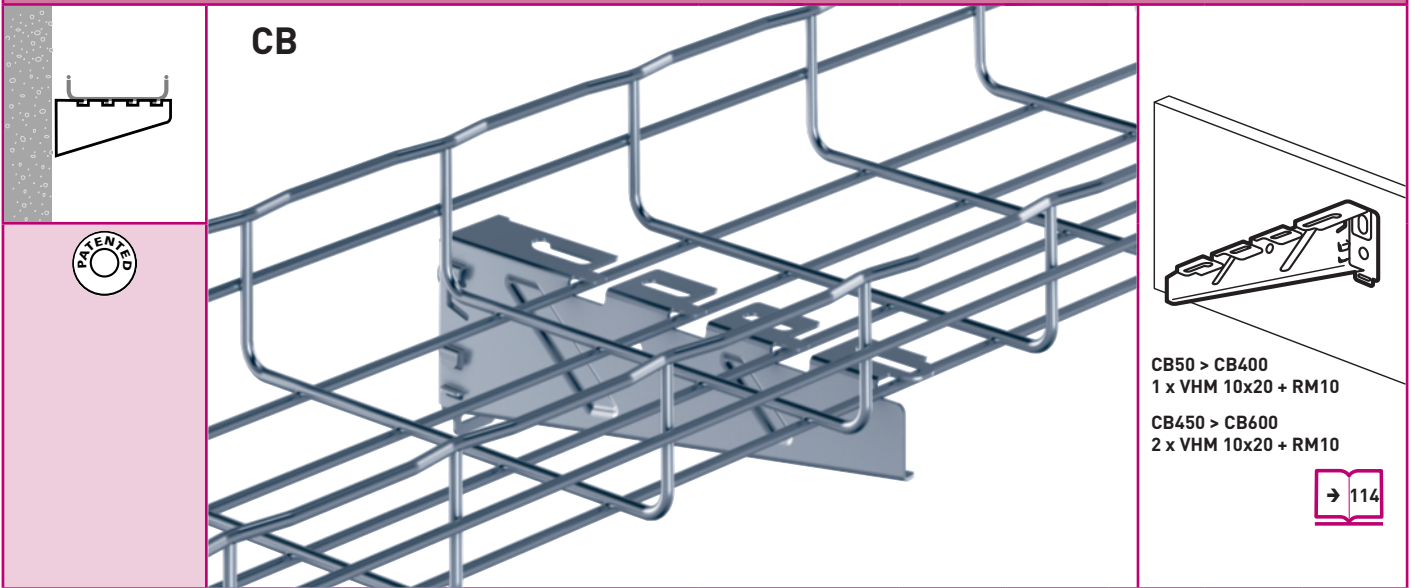
CSC CF30 - CF54 100 → 300 mm



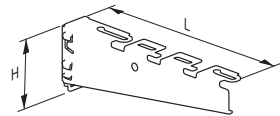
CSC	(mm)	L1 mm	L2 mm	\downarrow daN	GS	GC	304L	316L
CSC100	200 30 51 40x8,5 50	130	145	73	002 760	002 763	-	002 764
CSC200		180	245	60	002 770	002 773	-	002 774
CSC300		230	345	48	002 780	002 783	-	002 784
CSCC	(mm)	L1 mm	L2 mm	\downarrow daN	GS	GC	304L	316L
CSCC 100	150 30 51 40x8,5 50	130	145	73	012 760	012 763	-	012 764
CSCC 200		180	245	60	012 770	012 773	-	012 774
CSCC 300		230	345	48	012 780	012 783	-	012 784



CB **CF30 - CF150** **100 → 600 mm**

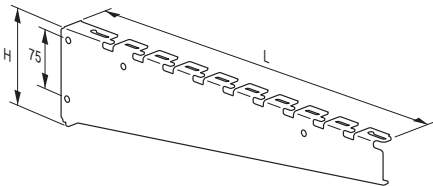


CB50 -> CB400



	L mm	H mm	F daN	GS	HR	304L	316L
CB50	80,7	71,4	80	350 800	-	-	350 804
CB100	130,7	71,4	110	350 810	350 816	-	350 814
CB150	180,7	74,8	100	350 820	350 826	-	350 824
CB200	230,7	74,8	110	350 830	350 846	-	350 834
CB300	334,7	88,4	150	350 840	350 856	-	350 844
CB400	484,7	102	150	350 850	350 866	-	350 854

CB 450 -> CB600

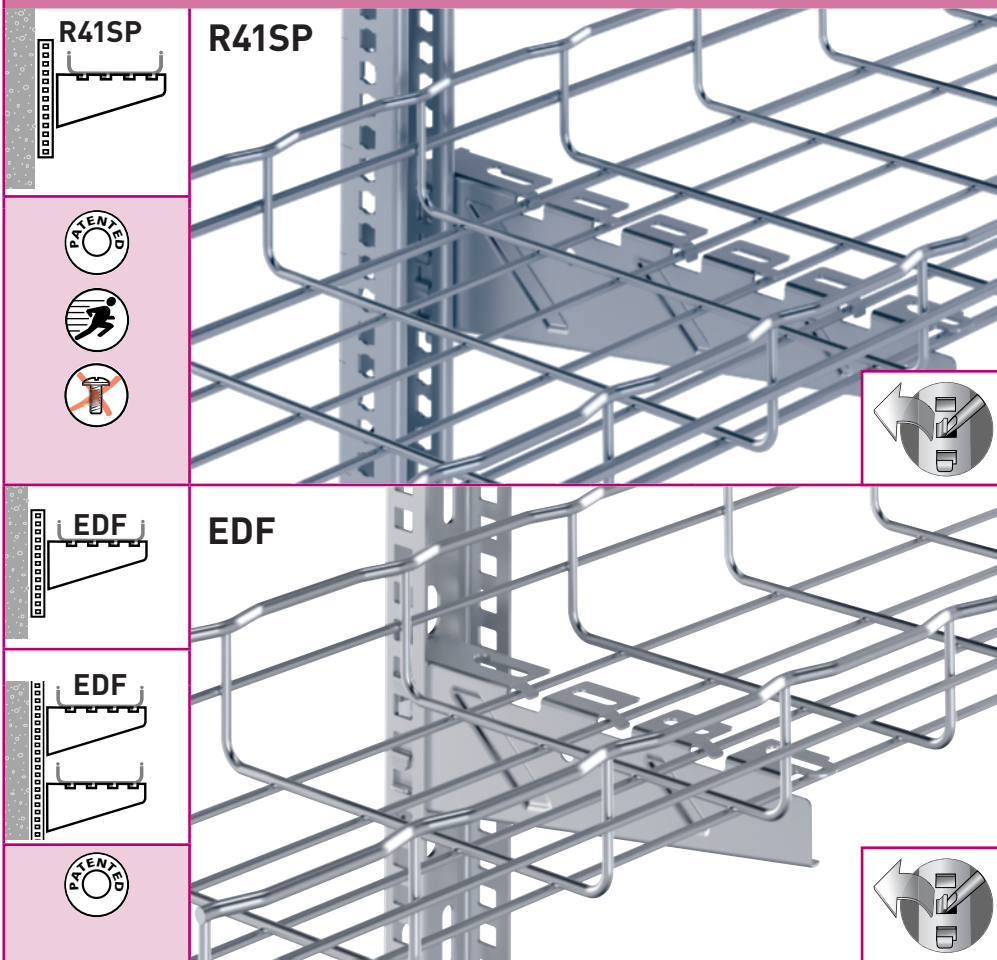


(mm)

CB450	484,7	136,3	200	350 895	350 896	-	350 894
CB500	534,7	136,9	200	350 860	350 876	-	350 864
CB600	637,7	136,9	160	350 870	350 806	-	350 874



CB / R41SP / EDF **CF30 - CF150** **100 600 mm**



CB50 > CB400

CB450 > CB600

VHM 8X 20 x2


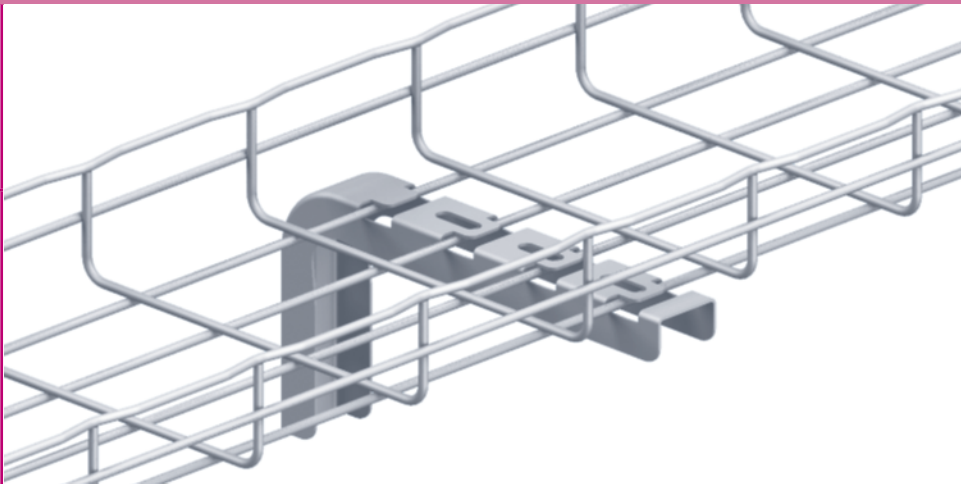
EEC 8 x2

114

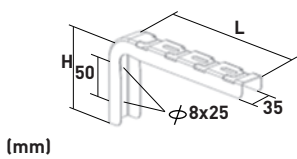
CB50 -> CB400 (mm)		CB450 -> CB600 (mm)		L mm	H mm	↓FL daN	GS	GC	HR	304L	316L	
CB50		CB450		80,7	71,4	50	350 800	-	-	-	350 804	
CB100		CB500		130,7	71,4	50	350 810	-	350 816	-	350 814	
CB150		CB600		180,7	74,8	50	350 820	-	350 826	-	350 824	
CB200				230,7	74,8	40	350 830	-	350 846	-	350 834	
CB300				334,7	88,4	40	350 840	-	350 856	-	350 844	
CB400				484,7	102	60	350 850	-	350 866	-	350 854	
				CB450	484,7	136,3	120	350 895	-	350 896	-	350 894
				CB500	534,7	136,9	120	350 860	-	350 876	-	350 864
				CB600	637,7	136,9	110	350 870	-	350 806	-	350 874
R41SP (mm)	 				 mm							
				R41SP E15	3000	1,5	-	343 610	343 613	-	-	343 614
				R41SP E20	3000	2	-	343 930	343 933	343 936	-	343 934
EDF (mm)				EDF 2000	2000	2	-	561 010	561 013		561 018	561 014



CLN CF30 - CF54 100 → 300 mm

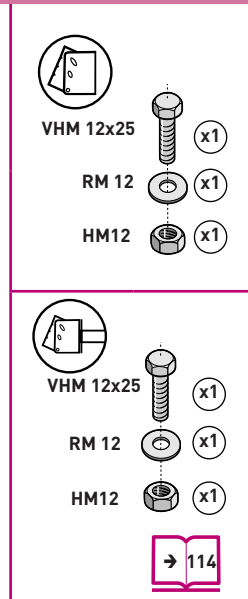

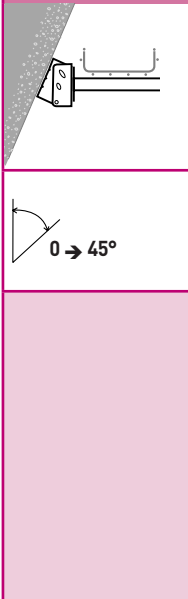


CLN

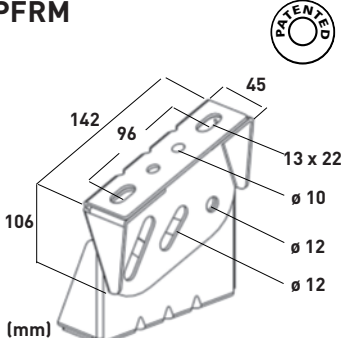


	L mm	H mm	↓F daN	GS	GC	304L	316L
CLN 100	100	125	95	556 200	556 203	-	-
CLN 150	150	125	70	556 210	556 213	-	-
CLN 200	200	125	40	556 220	556 223	-	-
CLN 300	300	125	25	556 230	556 233	-	-

PFRM CF30 - CF54 - CF105 - CF150 100 → 600 mm

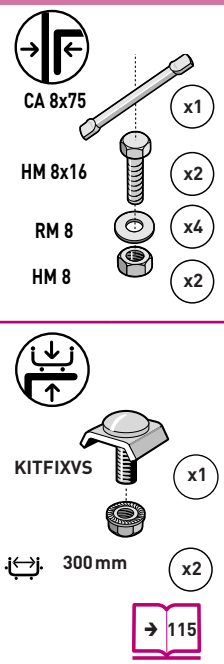
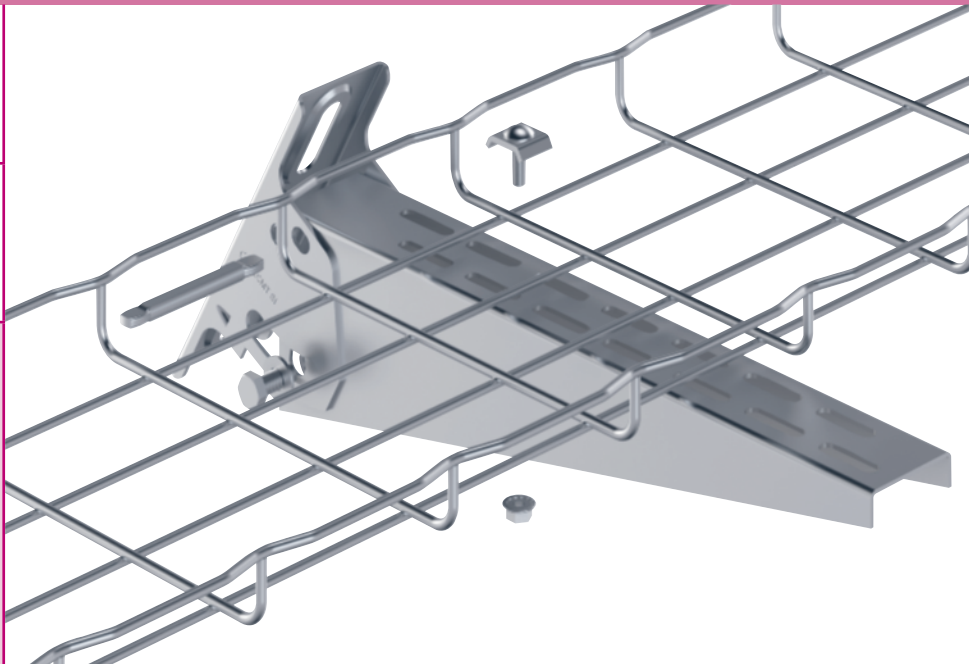
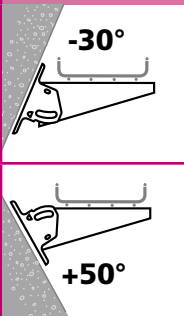


PFRM



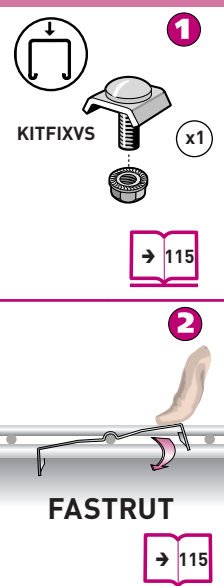
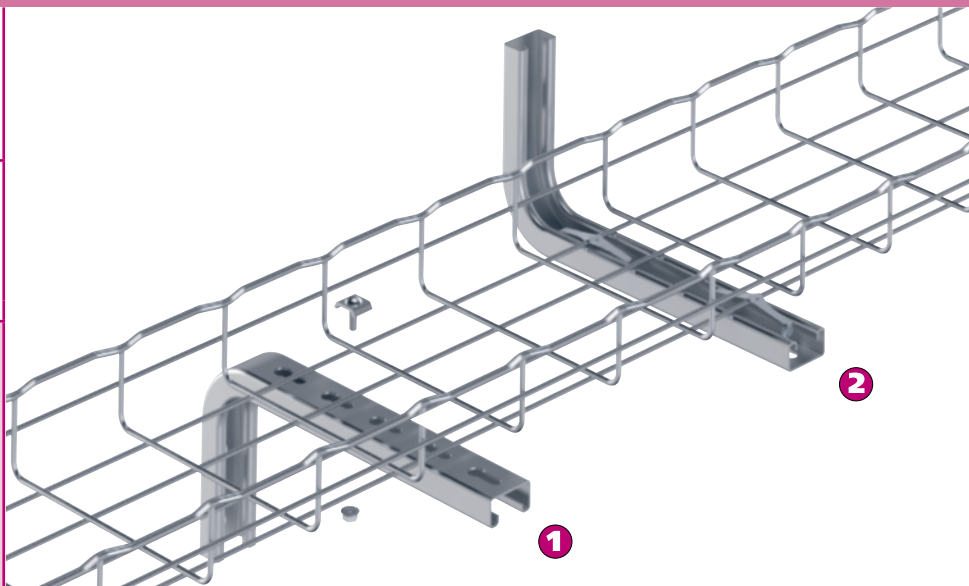
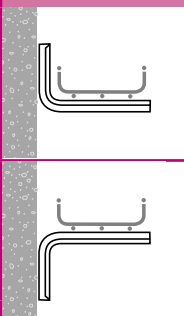
PFRM	daN.m	GS	GC	304L	316L
PFRM	50	561 110	561 113	-	-

C - SI CF30 - CF54 - 100 → 300 mm



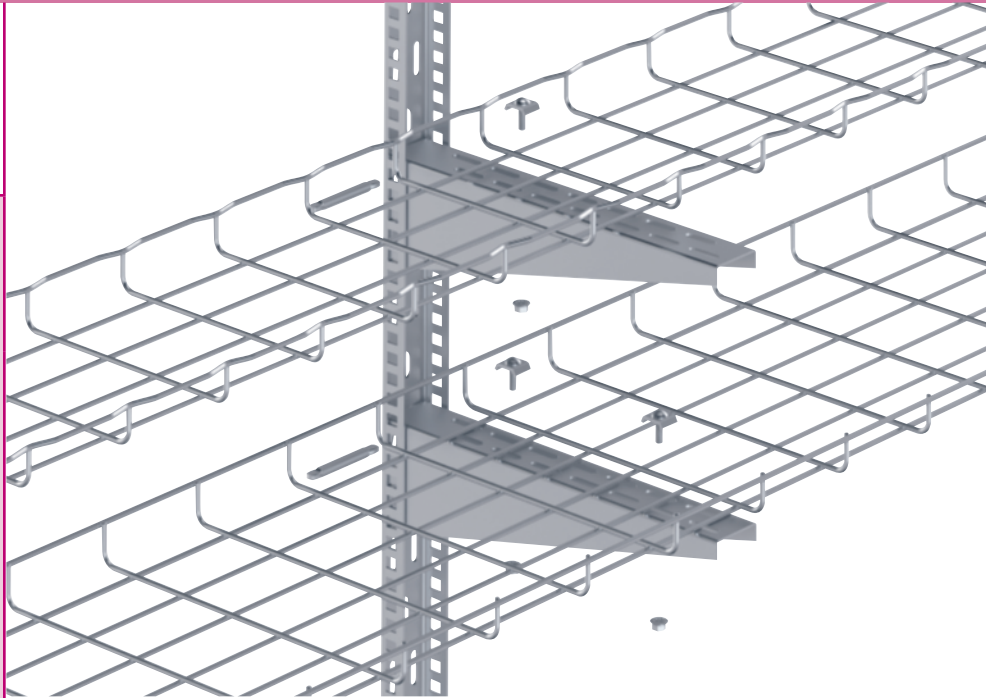
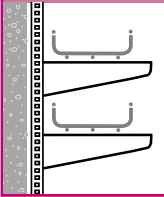
 C	C 100 C 200 C 300	L mm	H mm	$\downarrow F$ daN	GS	GC	304L	316L
					557 010 557 020 557 030	557 013 557 023 557 033	-	-
 SI	SI			\circlearrowright daN.m	561 100 561 103	561 103	-	-

CC21S CF30 - CF54 - CF105 100 → 300 mm

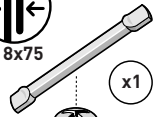


 CC21S	CC21S 150 CC21S 200 CC21S 300 CC21S 400	L mm	$\downarrow F$ daN	GS	GC	304L	316L
				557 860 557 870 557 880 557 890	-	-	-
557 864 557 874 557 884 557 894	-	-	-	-			

C - EDF CF30 - CF54 - CF105 - CF150 100 → 600 mm



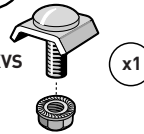
CA 8x75



BTRL 8x15



KITFIXVS



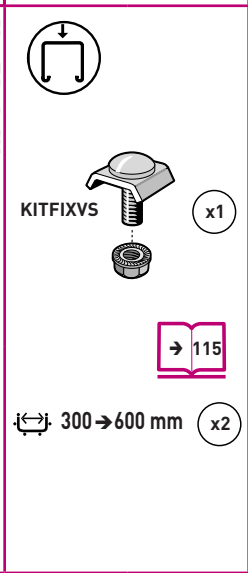
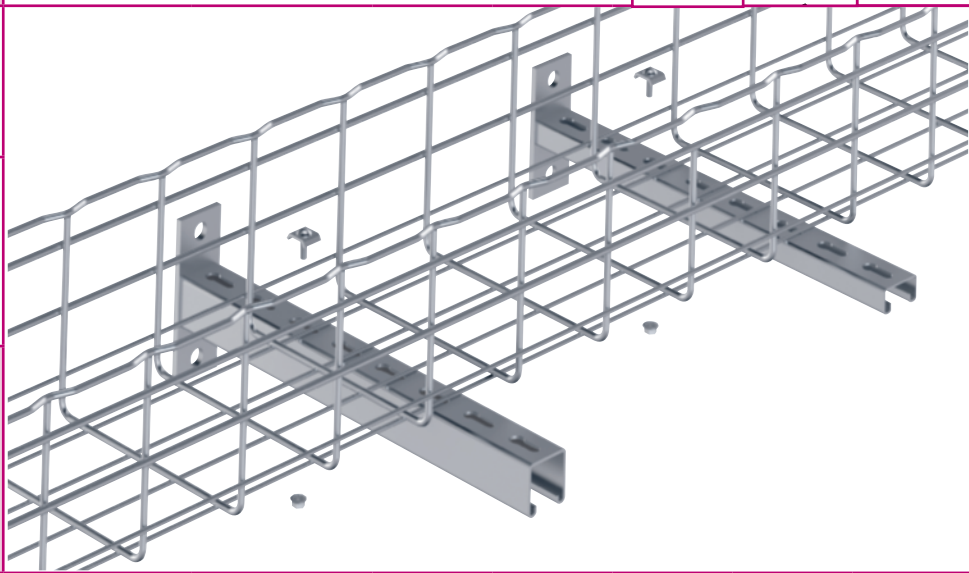
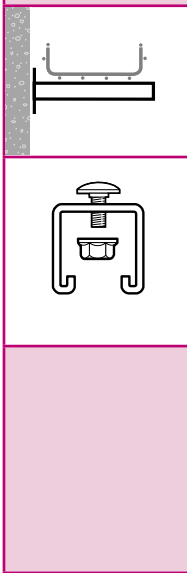
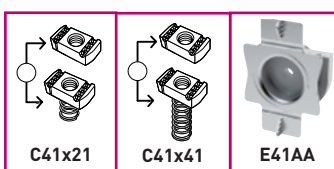
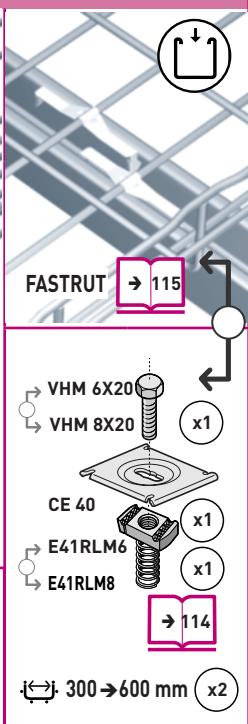
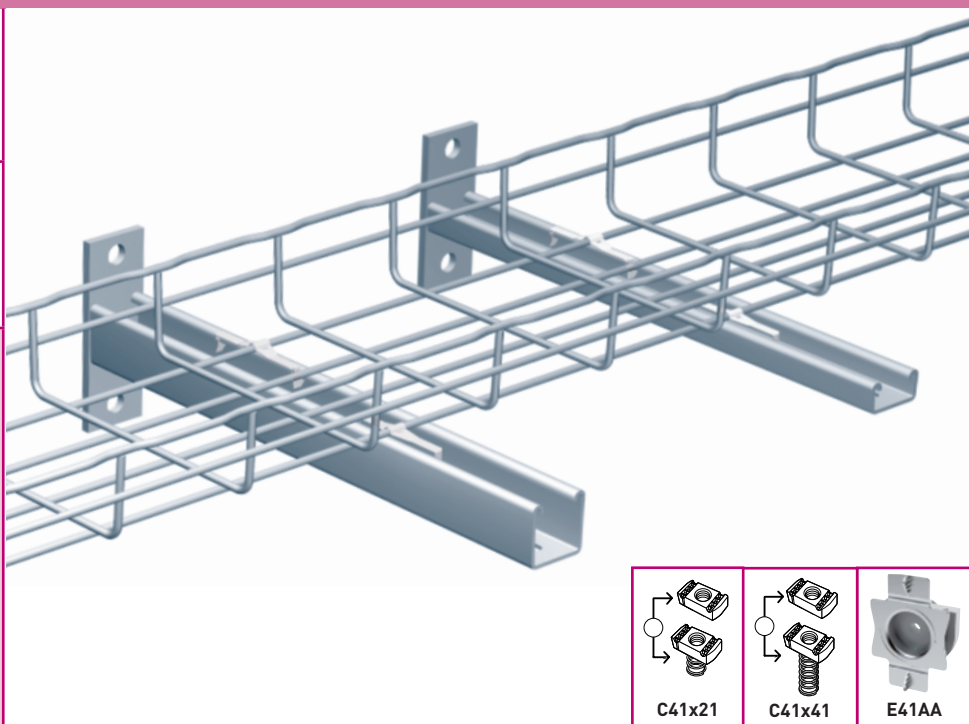
300 → 600 mm

x2

115

C		L mm	 mm	H mm	F daN	GS	GC	304L	316L	
		C 100	140	1,2	83	260	557 010	557 013	-	-
		C 200	220	1,2	83	210	557 020	557 023	-	-
		C 300	340	1,5	84	190	557 030	557 033	-	-
		C 400	460	1,8	84	170	557 040	557 043	-	-
		C 500	555	1,8	96	160	557 050	557 053	-	-
		C 600	640	1,8	108	150	557 060	557 063	-	-
EDF		EDF 300	270	2			561 310	561 313	-	-
		EDF 600	630	2			557 610	557 613	-	-
		EDF 1000	1000	2			561 090	561 093	-	-
		EDF 2000	2000	2			561 010	561 013	561 018	561 014
		EDF 3000	3000	2			561 020	561 023	-	-
		EDF3 2000	2000	3			561 030	561 033	-	-
CA		CA 8x75	50				801 051	ZnL 801 057	-	801 054

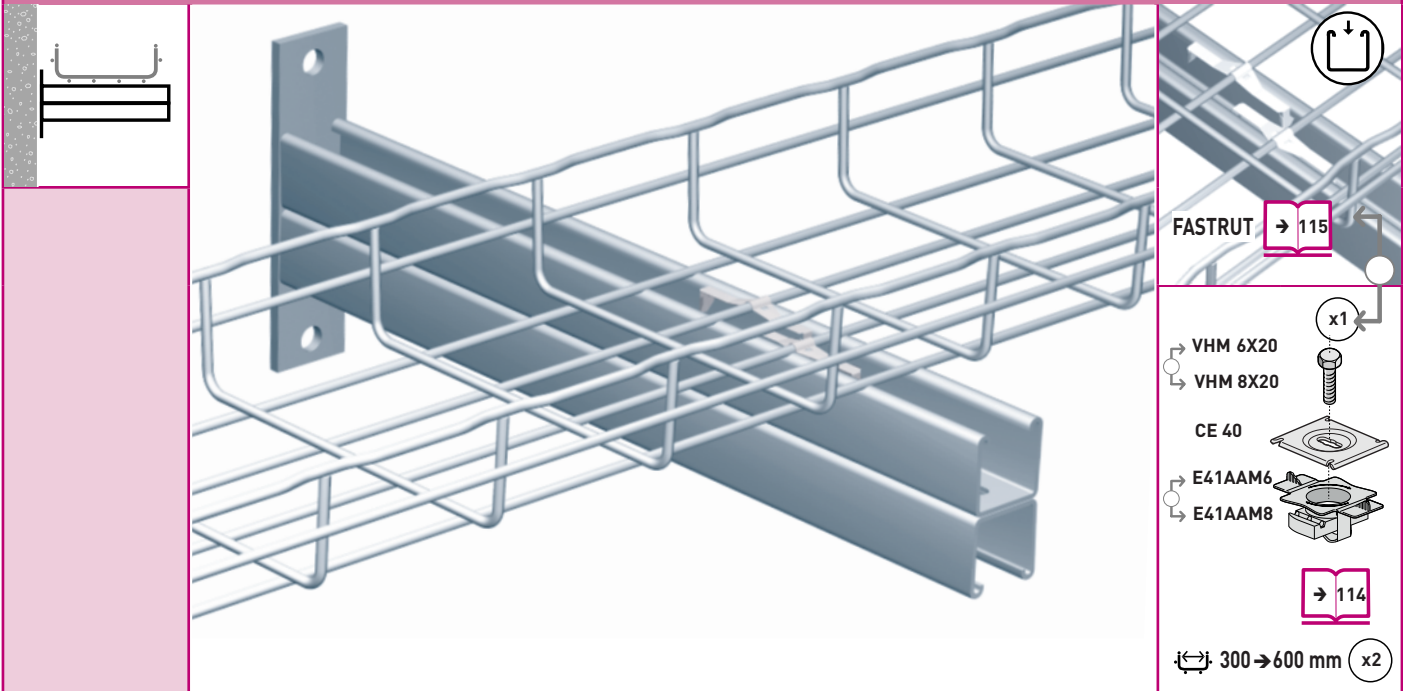
C21S/C41S **CF30 - CF54 - CF105 - CF150** **100 → 600 mm**



C21S		L mm	H mm	F daN	GS	GC	304L	316L
					C21S 150 C21S 200 C21S 300 C21S 400	150 200 300 400	110 110 110 110	250 180 130 100
C41S		L mm	H mm	F daN	GS	GC	304L	316L
C41S150 C41S200 C41S300 C41S400 C41S500 C41S600	150 200 300 400 500 600	130 130 130 130 130 130	500 450 340 270 270 220	- - - - - -	595 013 595 023 595 033 595 043 595 053 595 063	- - - - - -	595 014 595 024 595 034 595 044 595 054 595 064	



C41D **CF30 - CF54 - CF105 - CF150** **100 → 600 mm**

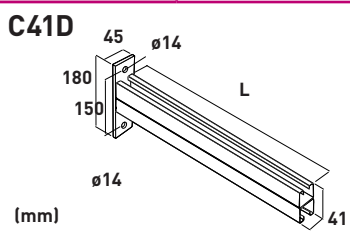


FASTRUT → 115

- VHM 6X20
- VHM 8X20
- CE 40
- E41AAM6
- E41AAM8

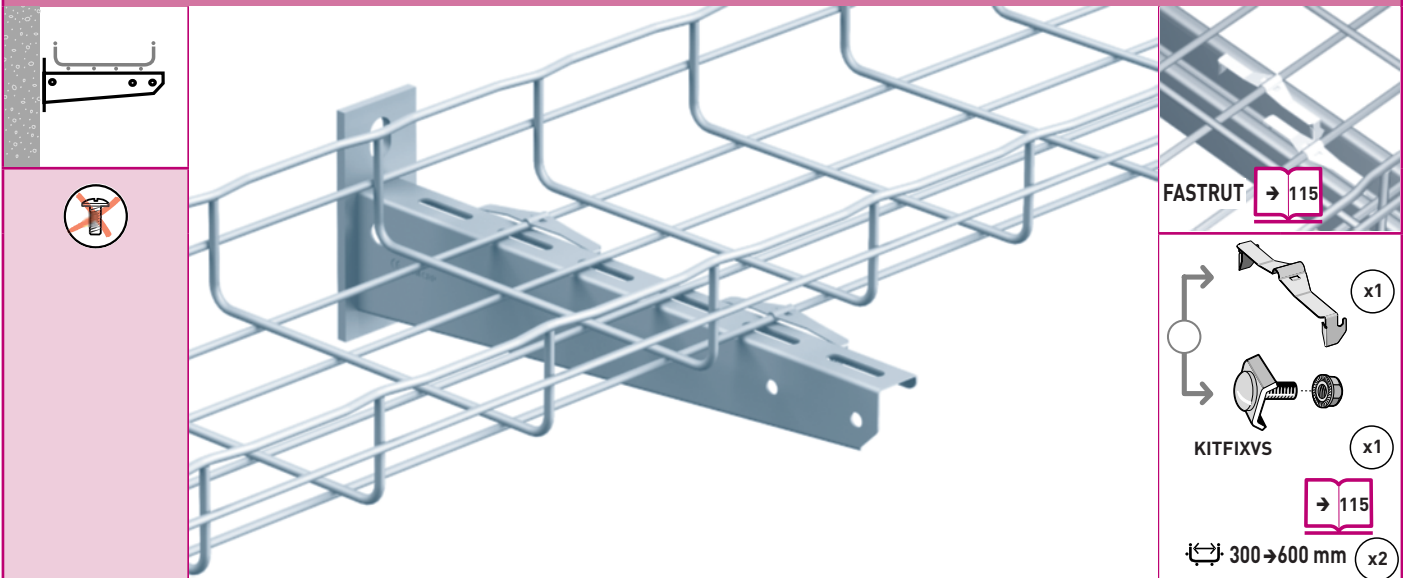
→ 114

300 → 600 mm x2



	L mm	H mm	F daN	GS	GC	304L	316L
C41D 300	300	180	520	-	596 033	-	-
C41D 400	400	180	430	-	596 043	-	-
C41D 500	500	180	450	-	596 053	-	-
C41D 600	600	180	400	-	596 063	-	-

CRP **CF30 - CF54 - CF105 - CF150** **100 → 600 mm**

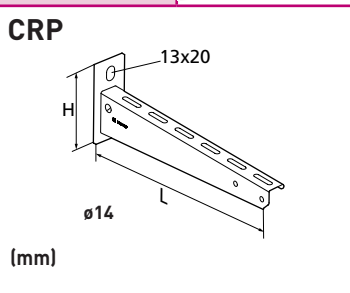


FASTRUT → 115

- KITFIXVS x1
- KITFIXVS x1

→ 115

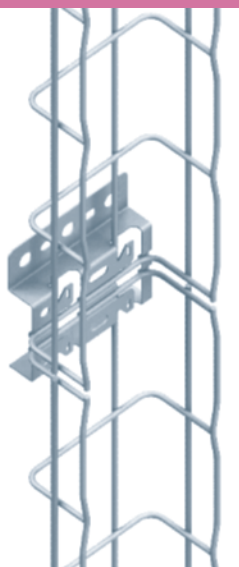
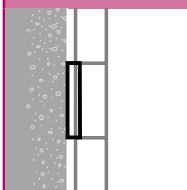
300 → 600 mm x2



	L mm	H mm	F daN	GS	GC	304L	316L
CRP 100	119	93	100	-	557 213	-	-
CRP 200	219	103	180	-	557 233	-	-
CRP 300	319	111	270	-	557 243	-	-
CRP 400	419	121	210	-	557 253	-	-
CRP 500	519	128	370	-	557 263	-	-
CRP 600	619	138	360	-	557 273	-	-
CRP 700	719	146	380	-	557 383	-	-



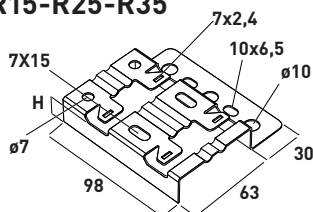
R15/25/35 100 → 600 mm



FASLOT
FAST ASSEMBLY SYSTEM

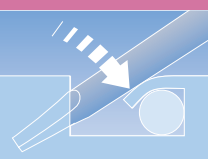

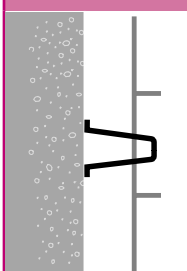
200 → 300 mm **x2**
 400 → 600 mm **x3**

R15-R25-R35

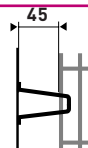


	H mm	↓ daN	GS	HR	304L	316L
R15/100	15	100	586 170	586 173	-	586 174
R25	25	100	586 640	586 647	-	-
R35	35	50	586 650	586 657	-	-
R15/300	15	100	586 610	586 617	-	586 614

R50 - UFS50/100 100 → 600 mm

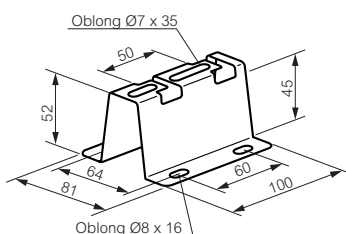


FASLOT
FAST ASSEMBLY SYSTEM



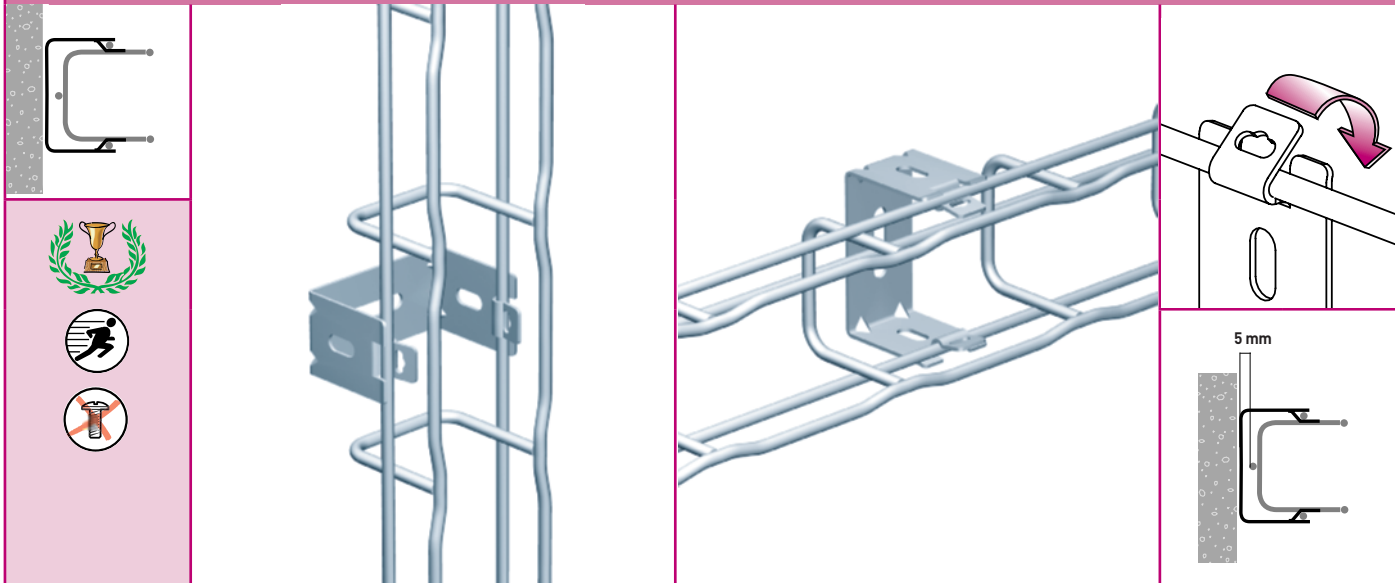
200 → 300 mm **x2**
 400 → 600 mm **x3**

R50 - UFS50/100

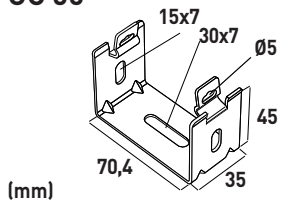


	H mm	↓ daN	GS	HR	GC	304L	316L
R50 - UFS50/100	52	43	348 530	348 536	348 532	-	348 531

UC 50 CF30 - CF54 50 mm



UC 50



UC 50

daN

12

GS

586 040

GC

586 043

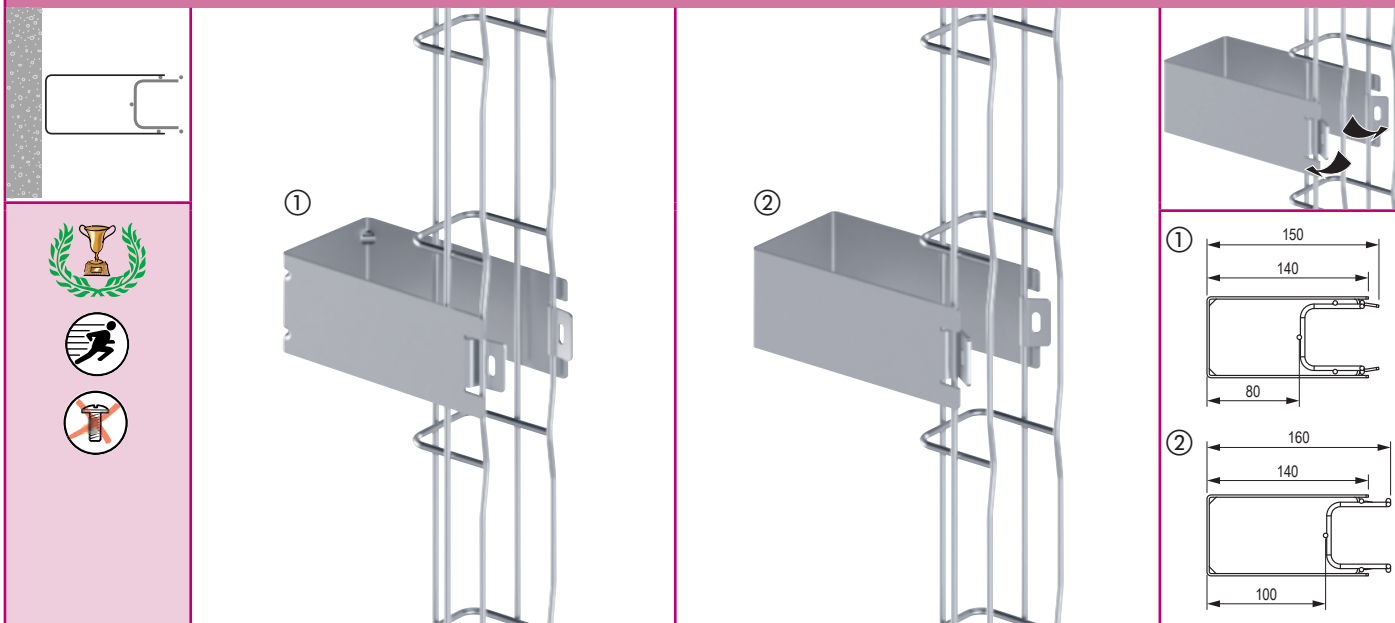
304L

586 048

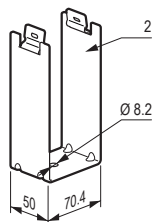
316L

586 044

UC 100/50 - FBV 50 CF30 - CF54 50 mm



UC 100/50 - FBV 50



UC 100/50 - FBV 50

daN

14

GS

-

HR

595 937

304L

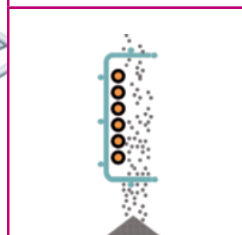

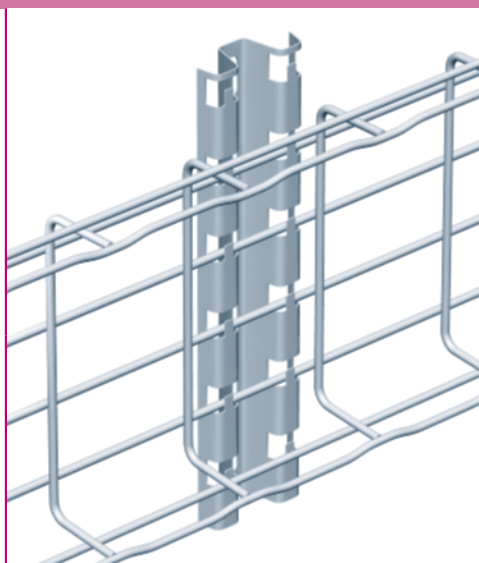
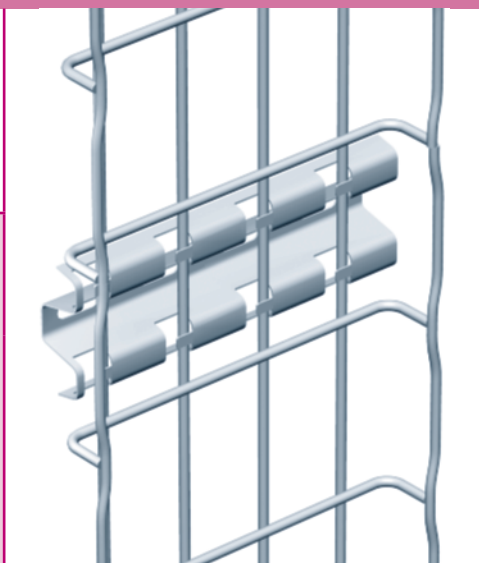
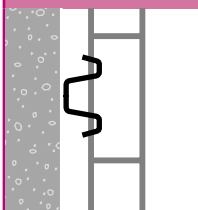
595 930

316L

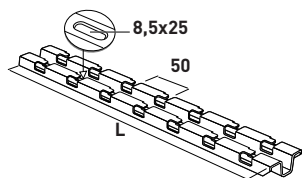
-



RCSN \downarrow CF30 - CF54 - CF105 - CF150 \leftrightarrow 100 \rightarrow 900 mm



RCSN



(mm)

RCSN 150
RCSN 200
RCSN 300
RCSN 400
RCSN 500
RCSN 550
RCSN 600
RCSN 700
RCSN 1000
RCSN 2000
RCSN 3000

L
mm

\downarrow F
daN

GS

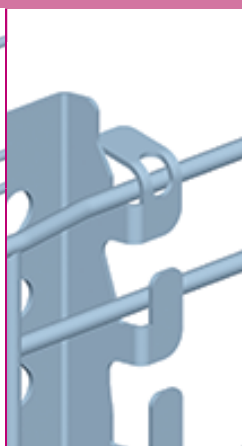
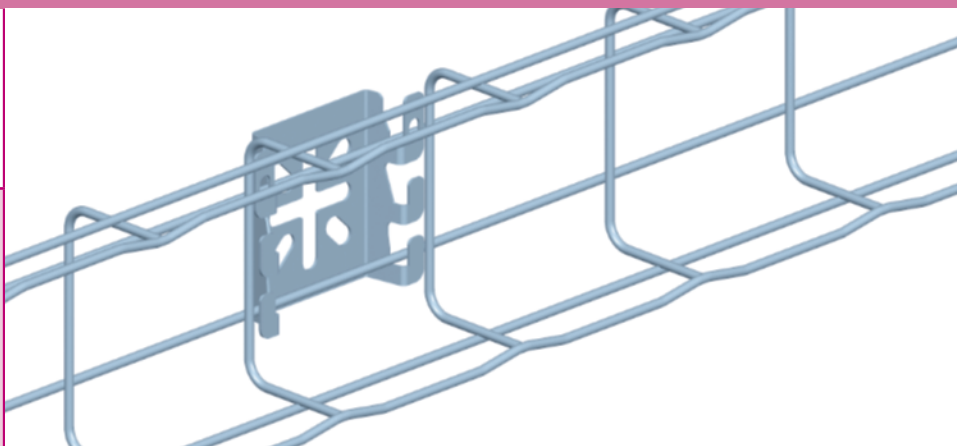

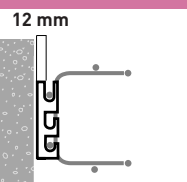
GC

304L

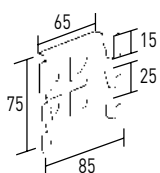
316L

013 150	013 153	-	013 154
013 200	013 203	-	013 204
013 300	013 303	-	013 304
013 400	013 403	-	013 404
013 500	013 503	-	013 504
013 550	013 553	-	-
013 600	013 603	-	013 604
013 700	-	-	-
013 010	013 013	-	013 014
013 020	013 023	013 028	013 024
013 030	013 033	013 038	013 034

CM 50XL \downarrow CF30 - CF105 \leftrightarrow 100 \rightarrow 600 mm



CM 50XL



(mm)

CM 50XL

\downarrow F
daN

GS

HR

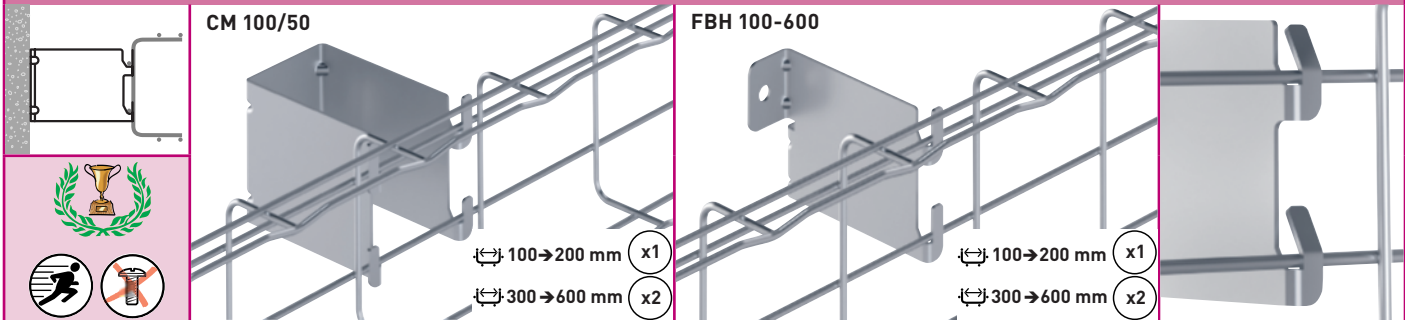
304L

316L

586 130	586 133	586 138	586 134
---------	---------	---------	---------

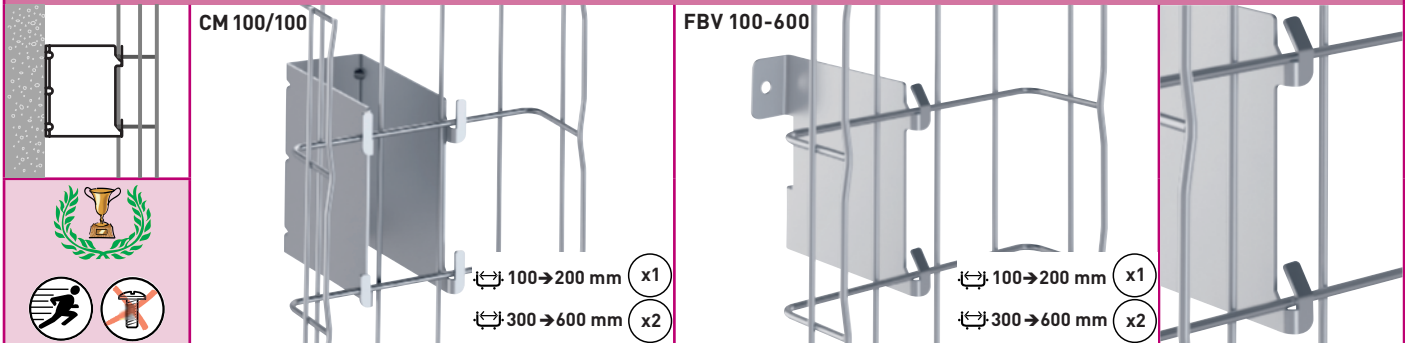


CM 100/50 - FBH 100-600 **CF30 - CF54- CF105** **100 → 600 mm**



CM 100/50 	CM 100/50	daN 65	GS -	HR 595 917	304L -	316L -
FBH 100-600 	FBH 100-600	130	-	-	350 585	-

CM 100/100 - FBV 100-600 **CF30 - CF54- CF105** **100 → 600 mm**

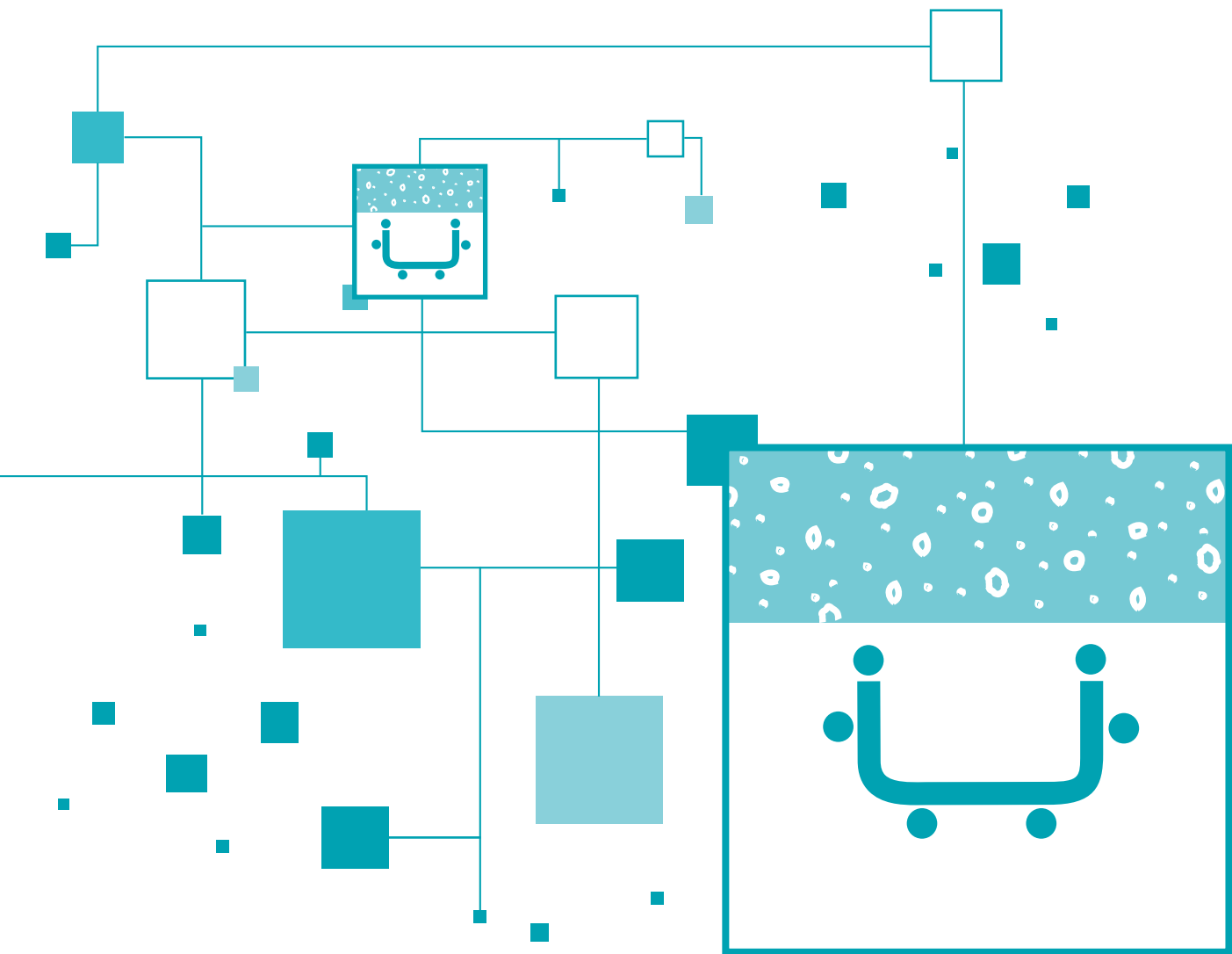


CM 100/100 	CM 100/100	daN 60	GS -	HR 595 927	304L -	316L -
FBV 100-600 	FBV 100-600	200	-	-	350 586	-

FV1 **CF30 - CF105** **100 → 600 mm**



FV 1 	FV 1	daN 100	GS 586 070	GC 586 073	304L -	316L 586 074
-----------------	-------------	-------------------	----------------------	----------------------	------------------	------------------------



Ceiling mounting
Instalación en el techo
Deckenbefestigung
Pose au plafond
Крепление к потолку
天花板安装
天井取付
تركيب على السقف

Mocowanie do sufitu
Instalace na strop
Inštalácia na strop
Suspendat
Mennyezeti szerelés
Namestitev na strop
Postavljanje na strop
Закрепване на таван



56

CENTRAL HANGERS
SUSPENSIÓN CENTRAL
ZENTRALE AUFHÄNGUNG
SUSPENSION CENTRALE
ЦЕНТРАЛЬНЫЕ ПОДВЕСЫ
中央悬吊
センター・サスペンション
تعليق مركزي
MOCOWANIE CENTRALNE
STŘEDOVÉ ZÁVĚSY
STREDOVÉ ZÁVESY
SUSPENSIE CENTRALA
KÖZPONTI FELFÜGGESZTÉS
SREDINSKO OBEŠENJE
SREDIŠNJE VJEŠANJE
ЦЕНТРАЛНО ОКАЧВАНЕ

SF 50/100	56
CEQ/UC 50.....	56
SAS.....	57
CE 40 - CM 50XL	57
SCF - PFSCF - EXT-SCF.....	58
UCS	59



60

TRAPEZE
EN TRAPÉCIO
SCHAUKEL-AUFHÄNGUNG
EN BALANCELLE
КРЕПЛЕНИЕ К ПОТОЛКУ СО ШПИЛЬКАМИ
两侧悬吊
ゴンドラ型サスペンション
بشكل علاقة
MONTAŻ NA DWÓCH PRĘTACH GWINTOWANYCH
DVOJITÝ ZÁVĚS
DVOJITÝ ZÁVES
IN LEAGAN
KETTŐS FELFÜGGESZTÉS
V ZIBANJU
GIBANJE
ОКАЧВАНЕ НА ЛЮЛКА

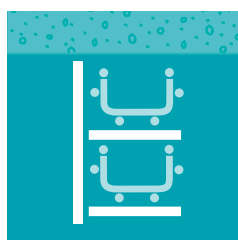
EDF.....	60
RCSN.....	60
R41S - R21S	61
AS - STF	62



62

C MOUNTING
MONTAGE EN LIRA
AUFHÄNGUNG MIT OFFENER SEITE
MONTAGE EN LYRE
МОНТАЖ С ПОМОЩЬЮ С-ОБРАЗНЫХ ДЕРЖАТЕЛЕЙ
C 型吊架
C 型取付金具
تركيب على شكل قيثارة
WSPORNIK SUFITÓWY C
STROPNÍ KONZOLA C
STROPNÁ KONZOLA C
MONTAJ IN LIRA
SZERELÉS C SÍNNEL
MONTAŽA V OBLIKU ČRKE C
MONTIRANJE U OBLIKU LIRE
МОНТИРАНЕ НА ЛИРА

CSNC	62
CCP21S	63
CSC.....	63



64

MEDIUM DUTY PENDANTS
SOPORTES COLGANTES MEDIANOS
HÄNGESTIELE
PENDARDS MOYENS
ПРОФИЛИ ДЛЯ СРЕДНЕЙ НАГРУЗКИ
中型悬吊
中荷重ペンダント金具
علاقات متوسطة
ZAWIESZENIA DO ŚREDNICH OBCIĄZEŃ
NOSNÍK PRO STŘEDNÍ ZATÍŽENÍ
NOSNÍK PRE STREDNÉ ZAŤAŽENIE
CU SUSPENSIE MEDIE
KÖZEPES TERHELHETŐSÉGŰ KONZOL
SREDNJA OBEŠANJA
SREDNJA VJEŠANJA
РЕЛСИ ЗА ОКАЧВАНЕ СРЕДНИ

RCS-PS	64
PCSN	65



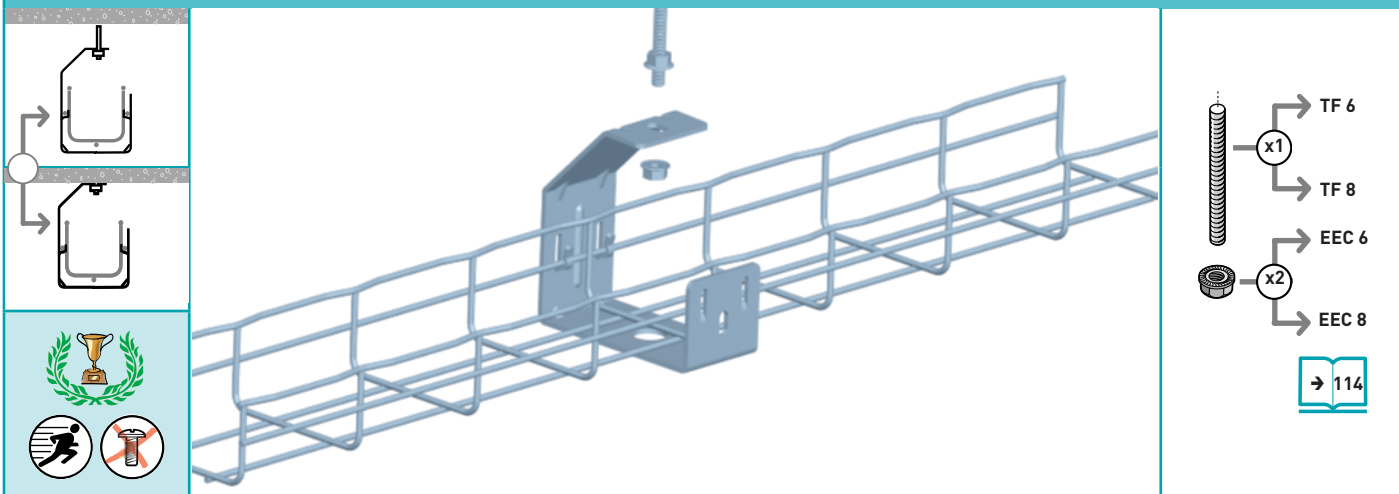
66

HEAVY DUTY PENDANTS
SOPORTES COLGANTES PESADOS
SCHWERHÄNGESTIELE
PENDARDS LOURDS
УСИЛЕННЫЕ ПОТОЛОЧНЫЕ ПРОФИЛИ
重型悬吊
大荷重ペンダント金具
علاقات ثقيلة
ZAWIESZENIA WYSOKO WYTRZYMAŁE
NOSNÍK PRO TĚŽKÉ ZATÍŽENÍ
NOSNÍK PRE ŤAŽKÉ ZAŤAŽENIE
CU SUSPENSIE GREA
NAGY TEHERBÍRÁSÚ KONZOL
TEŽKA OBEŠANJA
TEŠKA VJEŠANJA
РЕЛСИ ЗА ОКАЧВАНЕ ТЕЖКИ

EDF.....	66-67
R21S	68
R41SP.....	69
R41S	70-73
P21D - C21S - R21S	74
P41D - C41D - R41D	75

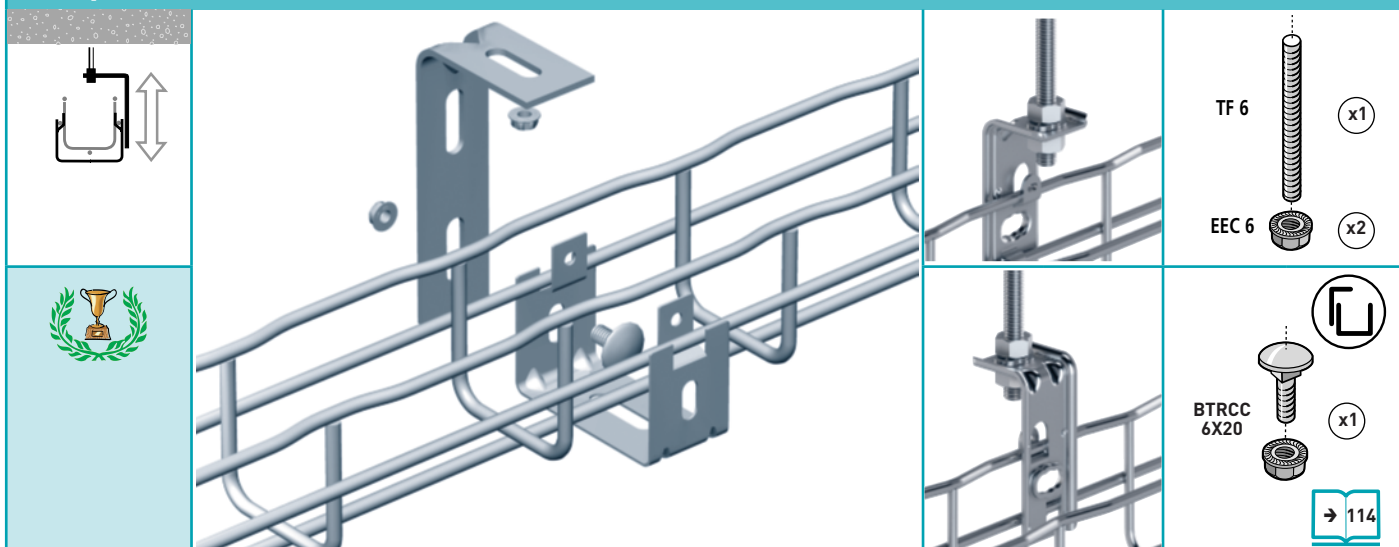


SF 50/100 \updownarrow CF30 - CF54 \leftrightarrow 50 \rightarrow 100 mm



SF 50 	SF 100 	SF 50 SF 100	 1 1	 daN 30 26	GS 586 140 586 100	GC 586 143 586 103	304L - -	316L 586 144 586 104
------------------	-------------------	-------------------------------	------------	----------------------------	---------------------------------	---------------------------------	-----------------------	-----------------------------------

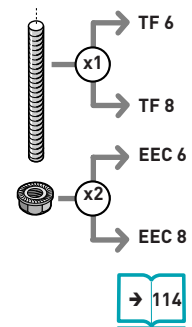
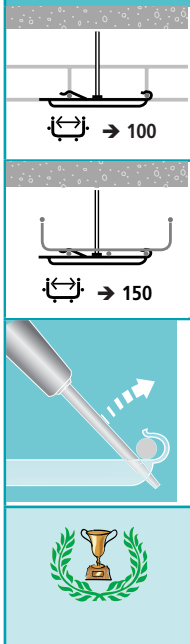
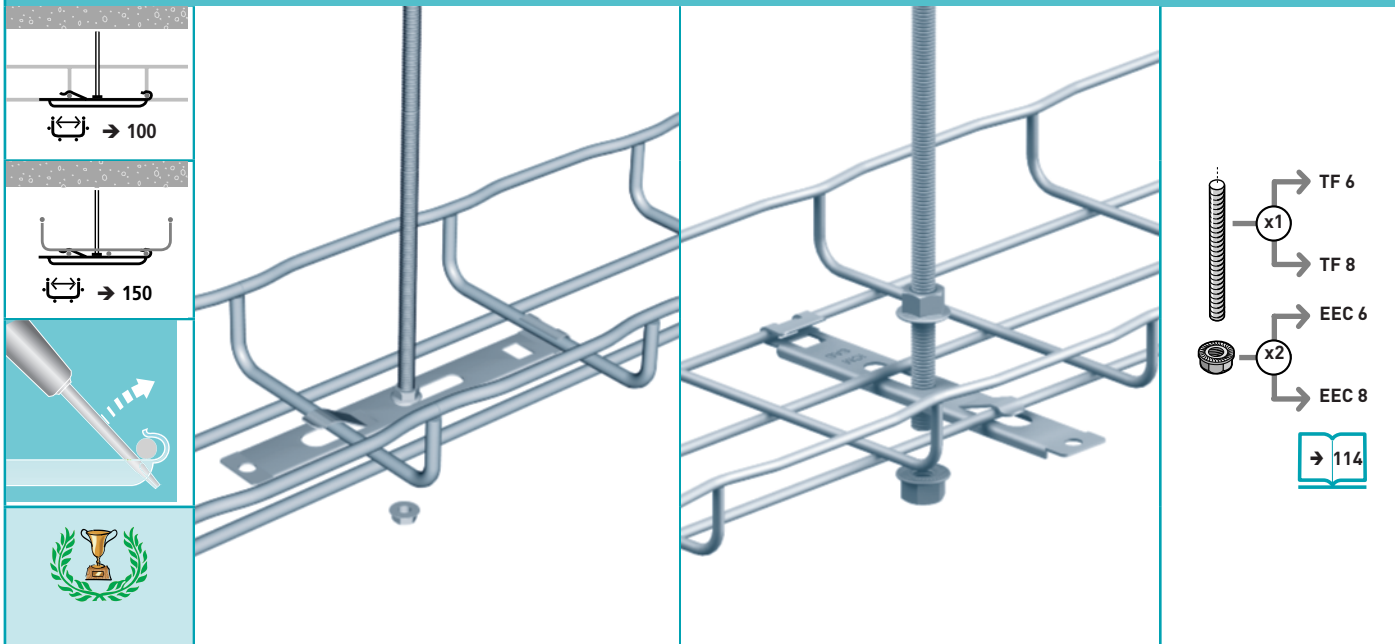
CEQ/UC50 - MCO \updownarrow CF30 - CF54 \leftrightarrow 50 mm



CEQ 	CEQ 100	 1	 daN 12	GS 557 300	GC 557 303	304L -	316L 557 304
UC 50 	UC 50	1	12	586 040	586 043	586 048	586 044
MCO 	MCO	50	20	348 517	HR 348 533	348 518	-

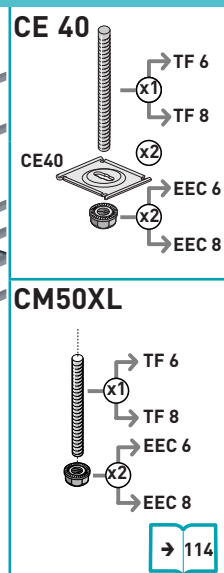




SAS \updownarrow CF30 - CF54 \leftrightarrow 100 \rightarrow 150 mm



SAS (mm)	SAS	 1	 daN 60	EZ 586 031	HR 586 037	304L -	316L -
------------------------	-----	-------	----------------------	----------------------	----------------------	------------------	------------------

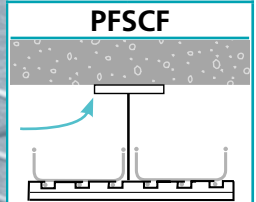
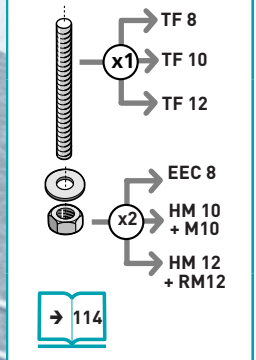

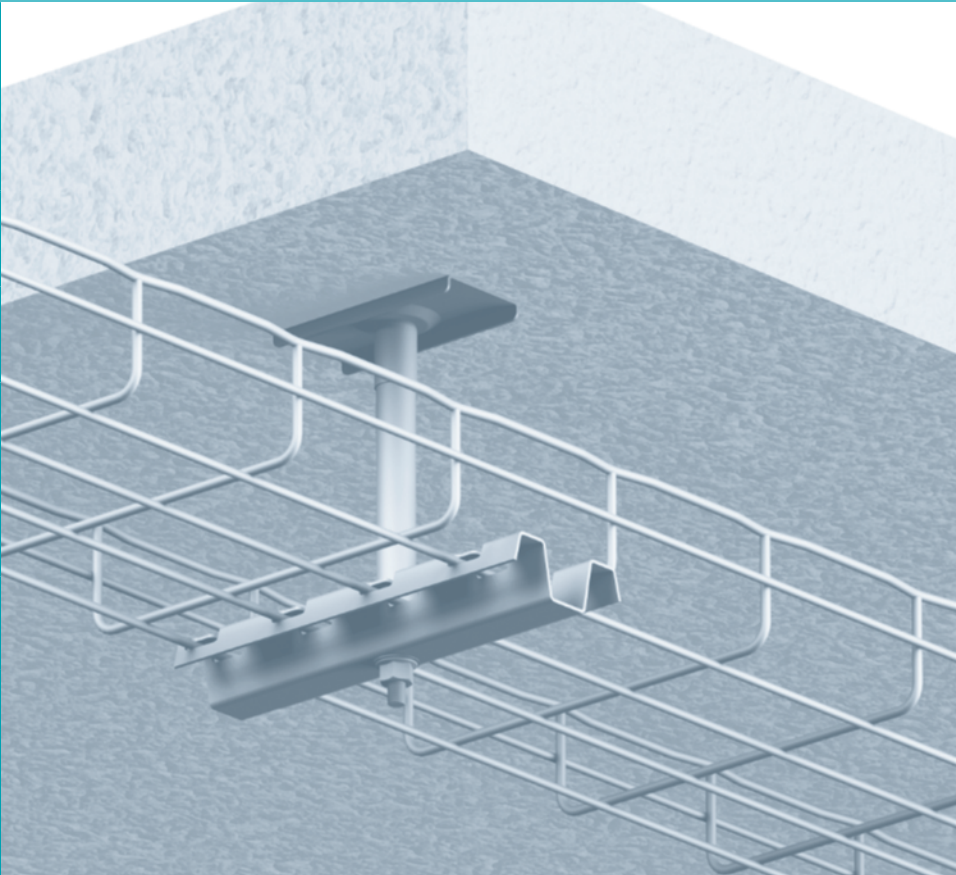
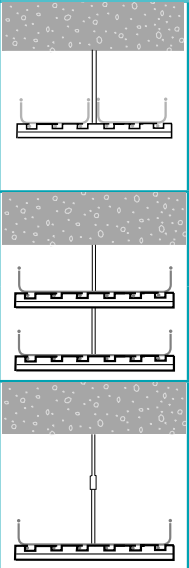
CE 40 - CM50XL \updownarrow CF30 - CF54 \leftrightarrow 100 \rightarrow 200 mm



CE 40 (mm)	CE 40	 25	 daN 100	GS 558 051	HR 558 056	304L 558 058	316L 558 054
CM50XL (mm)	CM50XL	-	15	586 130	586 133	586 138	586 134



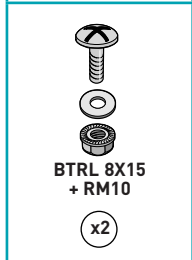
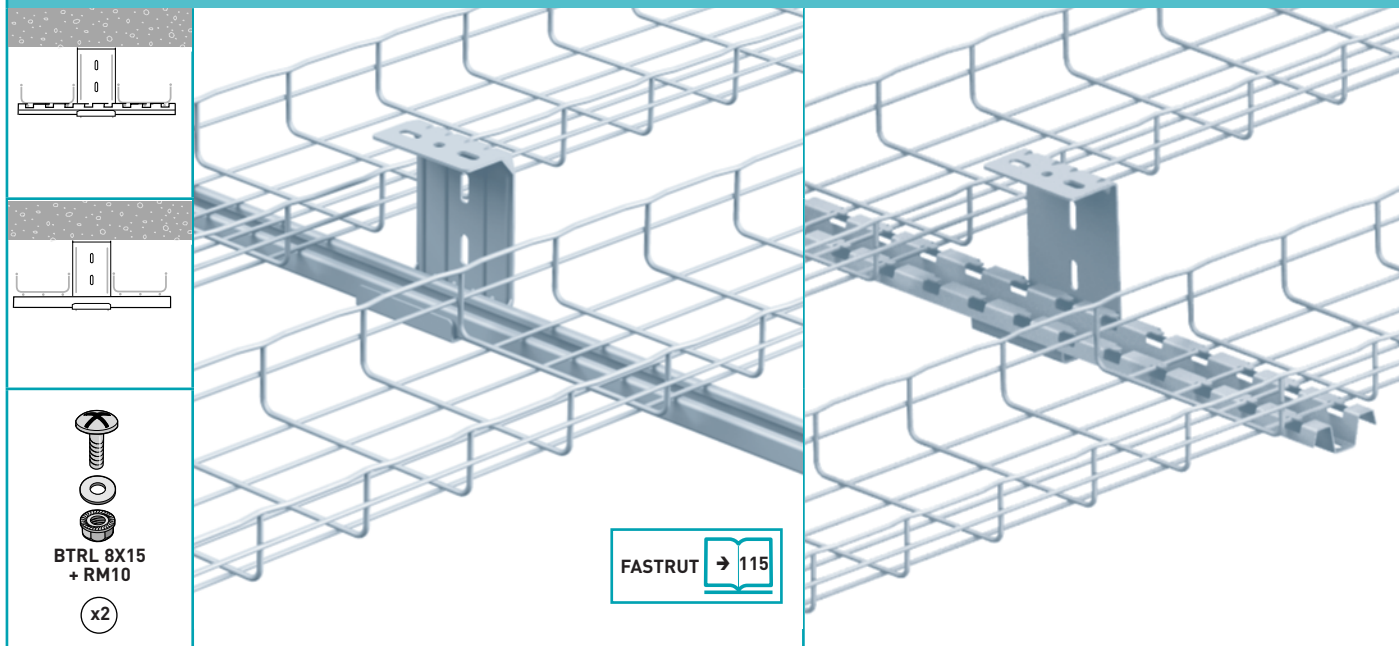
SCF - PFSCF - EXT-SCF CF30 - CF54 200 → 600 mm



SCF FASPCH			L mm	 daN	GS	HR	304L	316L
 (mm)		SCF 150 SCF 200 SCF 300 SCF 400 SCF 450 SCF 500 SCF 600	144 194 294 394 444 494 594	300 300 160 140 130 120 100	- 586 200 586 300 586 400 586 450 586 500 586 600	586 156 586 206 586 306 586 406 586 456 586 506 586 606	-	-
PFSCF (mm)		PFSCF	100	-	586 210	-	-	-
EXT-SCF (mm)		EXT-SCF 50 EXT-SCF 100 EXT-SCF 150 EXT-SCF 325	50 100 150 325	200 250 300 475	586 810 586 820 586 830 586 840	-	-	-

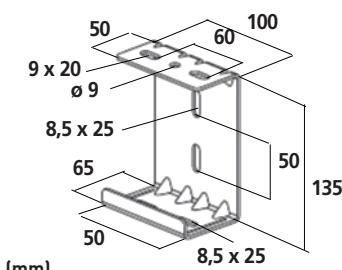
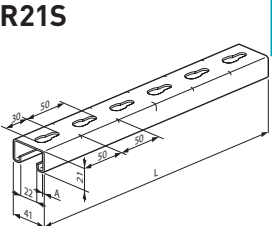
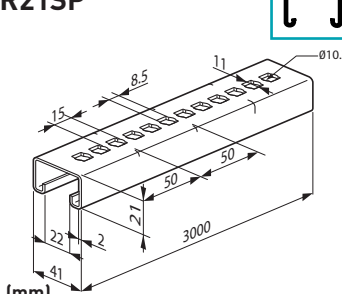
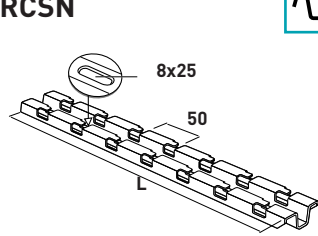


UCS - R21S - R21SP - RCSN CF30 - CF54 50 → 300 mm



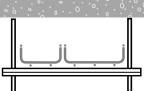
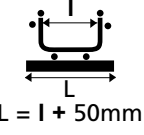
BTRL 8X15
+ RM10
x2

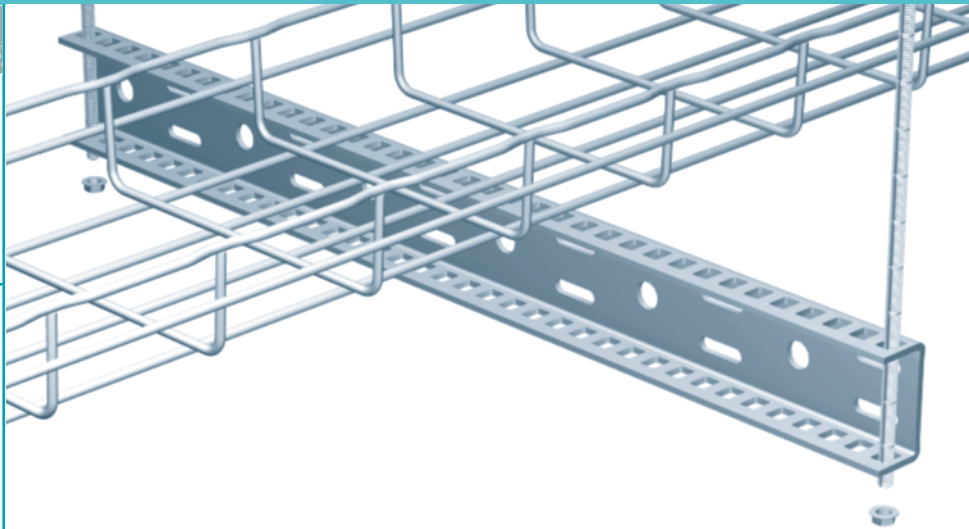
FASTRUT  115

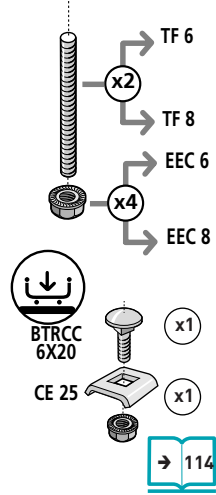
UCS		$\frac{L}{mm}$	$\frac{\circlearrowleft}{daN.m}$	GS	GC	HR	304L	316L
 <p>(mm)</p>	UCS	100	18	586 150	586 153	-	-	-
 <p>(mm)</p>	R21S E15 R21S E20	3000 3000	1,5 2	342 180 343 230	342 183 343 233	- 343 236	- 343 238	342 184 343 234
 <p>(mm)</p>	R21SP	3000	2	348 049	-	-	-	-
 <p>(mm)</p>	RCSN 150 RCSN 200 RCSN 300 RCSN 400 RCSN 500 RCSN 550 RCSN 600 RCSN 700 RCSN 1000 RCSN 2000 RCSN 3000	150 200 300 400 500 550 600 700 1000 2000 3000	1,5 1,5 1,5 1,5 1,5 1,5 1,5 1,5 1,5 1,5 1,5	013 150 013 200 013 300 013 400 013 500 013 550 013 600 013 700 013 010 013 020 013 030	013 153 013 203 013 303 013 403 013 503 013 553 013 603 - 013 013 013 023 013 033	- - - - - - - - - - -	- - - - - - - - - 013 028 013 038	013 154 013 204 013 304 013 404 013 504 - 013 604 - 013 014 013 024 013 034




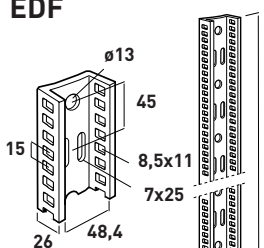
EDF \downarrow CF30 - CF54 - CF105 \leftrightarrow 100 \rightarrow 600 mm


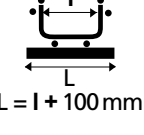



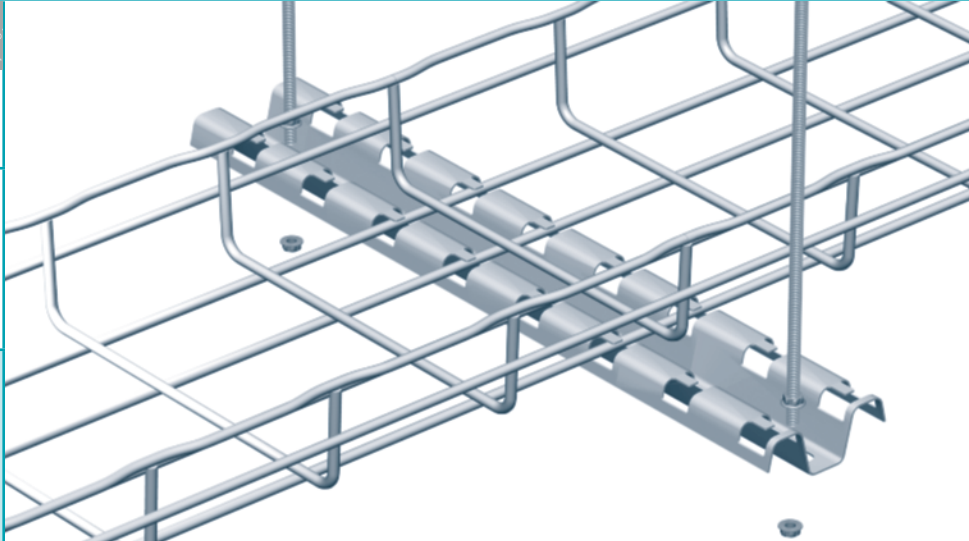


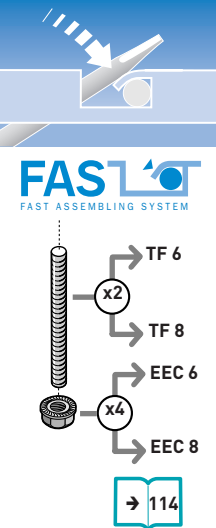
\leftrightarrow 300 \rightarrow 600mm (x2)

EDF		L1 mm	\downarrow daN	GS	GC	304L	316L
EDF 2000		2000	-	561 010	561 013	561 018	561 014


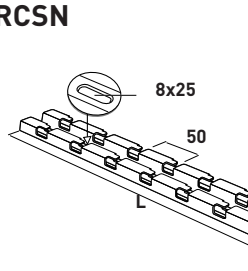

RCSN \downarrow CF30 - CF54 - CF105 \leftrightarrow 100 \rightarrow 600 mm



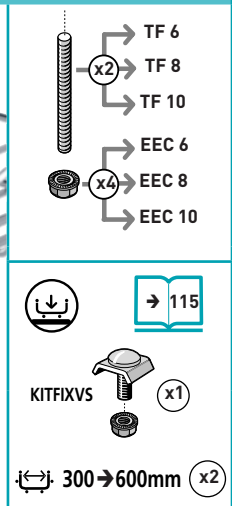
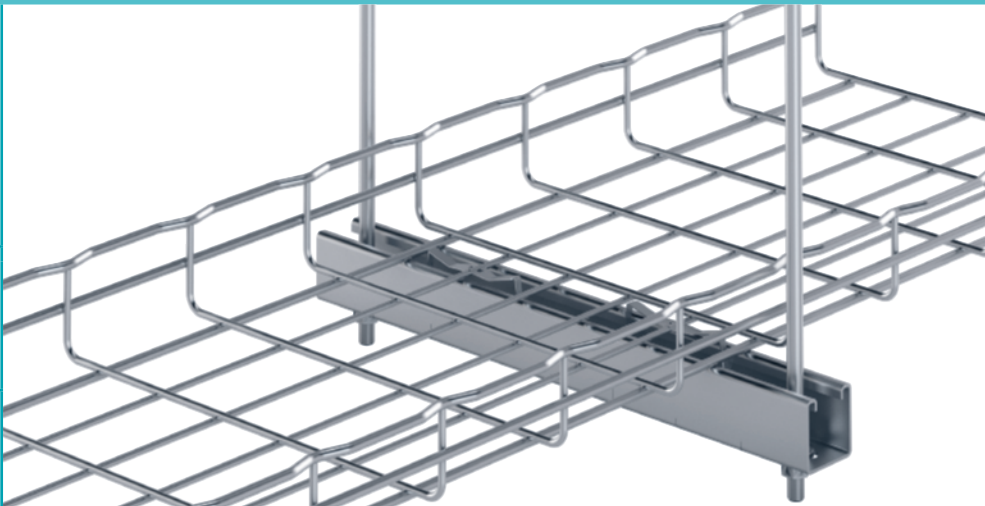
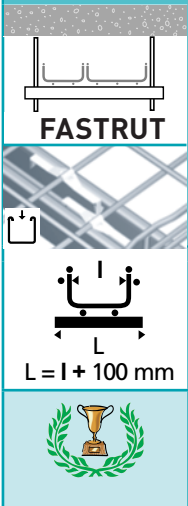


\rightarrow 114

RCSN		L mm	\downarrow daN	GS	GC	304L	316L
RCSN 150		150	100	013 150	013 153	-	013 154
RCSN 200		200	100	013 200	013 203	-	013 204
RCSN 300		300	100	013 300	013 303	-	013 304
RCSN 400		400	100	013 400	013 403	-	013 404
RCSN 500		500	100	013 500	013 503	-	-
RCSN 550		550	100	013 550	013 553	-	-
RCSN 600		600	100	013 600	013 603	-	013 604
RCSN 700		700	100	013 700	-	-	-
RCSN 1000		1000	100	013 010	013 013	-	013 014
RCSN 2000		2000	100	013 020	013 023	013 028	013 024
RCSN 3000		3000	100	013 030	013 033	013 038	013 034
EPVCSN				PVC			
EPVCSN		-	-	559 605	-	-	-



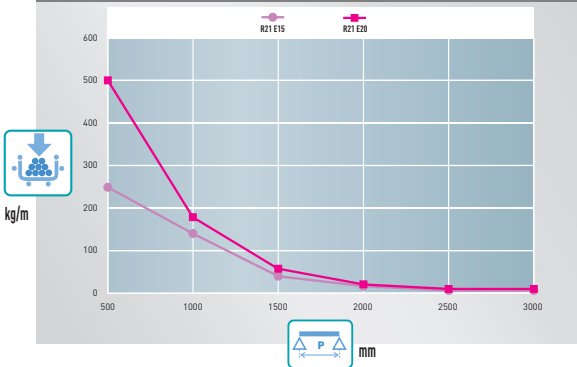
R41S - R21S \updownarrow CF30 - CF54 - CF105 - CF150 \leftrightarrow 100 \rightarrow 900 mm



		L1 mm	Δ mm	\downarrow FL daN	GS	GC	HR	304L	316L
R41S 	R41S E15	3000	1,5	-	343 740	343 743	-	-	343 744
	R41S E20	3000	2	-	343 750	343 753	343 756	343 758	343 754
	R41S E25	3000	2,5	-	345 200	345 203	-	-	345 204
R41SP 	R41SP E15	3000	1,5	-	343 610	343 613	-	-	343 614
	R41SP E20	3000	2	-	343 930	343 933	343 936	-	343 934
	R41SP E25	3000	2,5	-	343 730	343 733	-	-	-
R21S 	R21S E15	3000	1,5	-	342 180	342 183	-	-	342 184
	R21S E20	3000	2	-	343 230	343 233	343 236	343 238	343 234
R21SP 	R21SP	3000	2	-	348 049	-	-	-	-

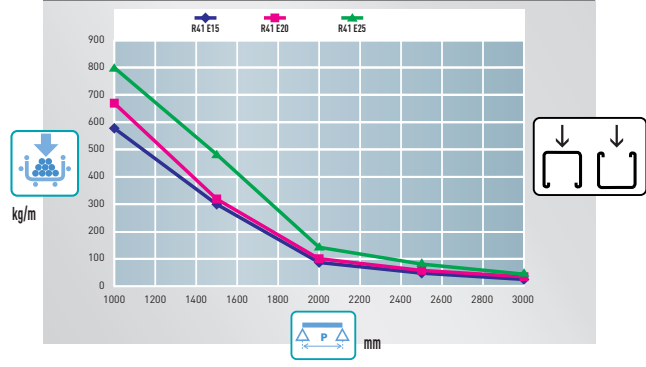
R21S / R21SP

GS - GC - HR - 304L - 316L



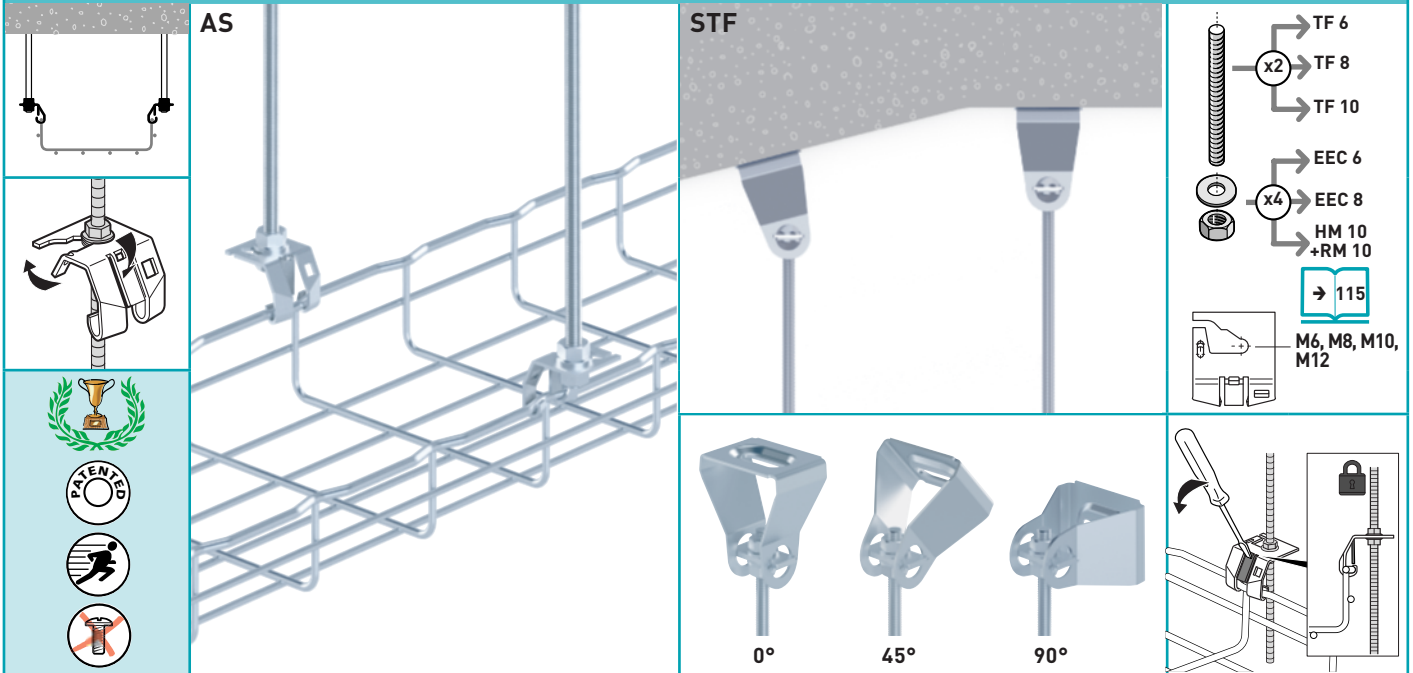
R41S / R41SP

GS - GC - HR - 304L - 316L





AS - STF \updownarrow CF30 - CF54 - CF105 - CF150 \leftrightarrow 100 \rightarrow 900 mm



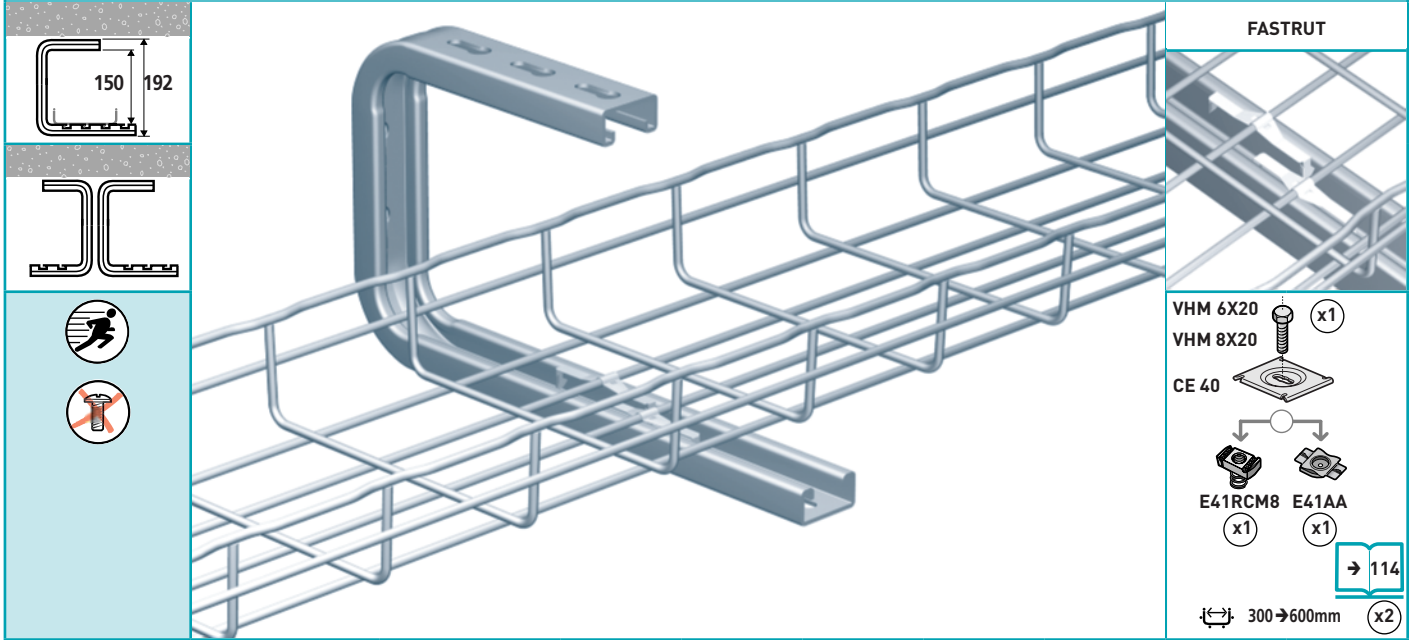
AS (mm)	AS	 50	 daN 100	GS 350 581	HR 350 582	304L -	316L 350 583
STF (mm)	STF	1	150 (0° \rightarrow 45°) 100 (45° \rightarrow 90°)	350 578	-	-	-

CSNC \updownarrow CF30 - CF54 - CF105 - CF150 \leftrightarrow 100 \rightarrow 450 mm

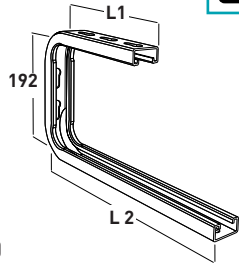


CSNC (mm)	 CSNC 100 CSNC 150 CSNC 200 CSNC 300 CSNC 400 CSNC 450	L1 mm 170 170 170 288 288 288	L2 mm 178 228 278 378 478 528	daN 120 100 80 70 48 44	GS 556 300 556 310 556 320 556 330 556 340 556 350	GC 556 303 556 313 556 323 556 333 - -	304L - - - - - -	316L 556 304 556 314 556 324 556 334 - -
EPVCSN EPVCSN	EPVCSN	-	-	-	PVC 559 605	-	-	

CCP21S CF30 - CF54 - CF105 - CF150 100 → 400 mm



CCP21S



(mm)

CCP21S 150
CCP21S 200
CCP21S 300
CCP21S 400

L1
mm

L2
mm

daN

GS

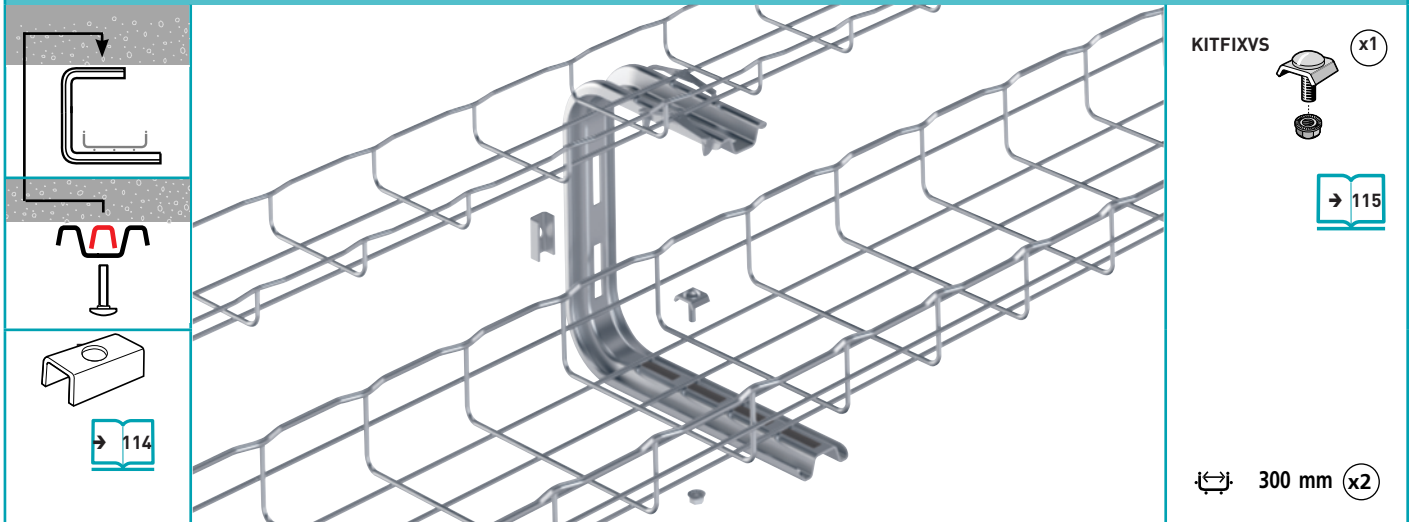
GC

304L

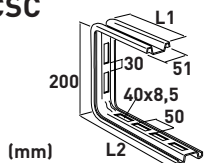
316L

142	150	145	597 700	597 703	-	597 704
142	200	125	597 710	597 713	-	597 714
192	300	88	597 720	597 723	-	597 724
242	400	92	597 730	597 733	-	597 734

CSC CF30 - CF54 - CF105 100 → 300 mm



CSC



(mm)

CSC 100
CSC 200
CSC 300

L1
mm

L2
mm

daN

GS

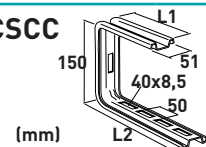
GC

304L

316L

130	145	73	002 760	002 763	-	002 764
180	245	60	002 770	002 773	-	002 774
230	345	48	002 760	002 763	-	002 784

CSCC



(mm)

CSCC 100
CSCC 200
CSCC 300

L1
mm

L2
mm

daN

GS

GC

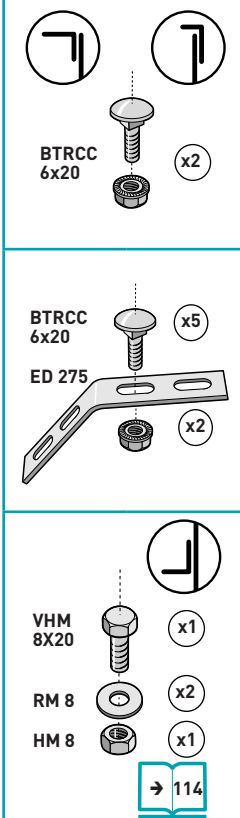
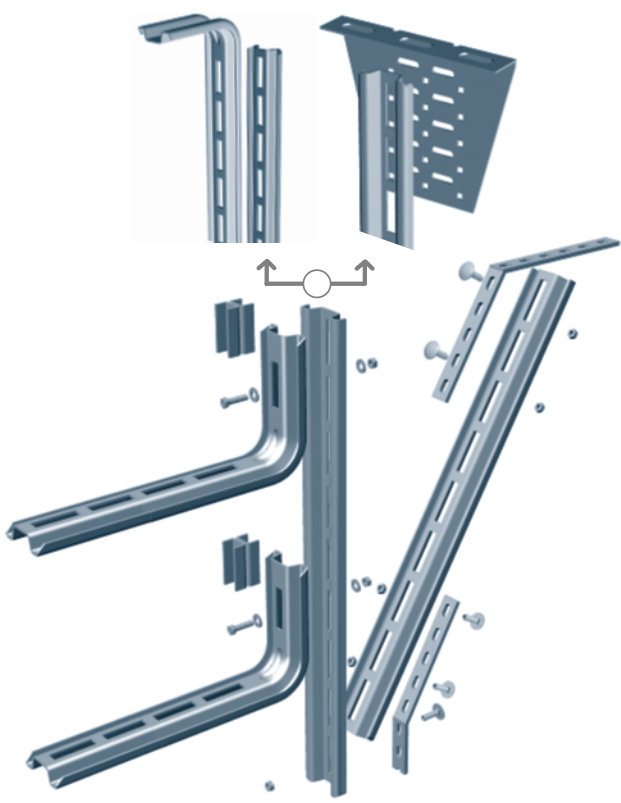
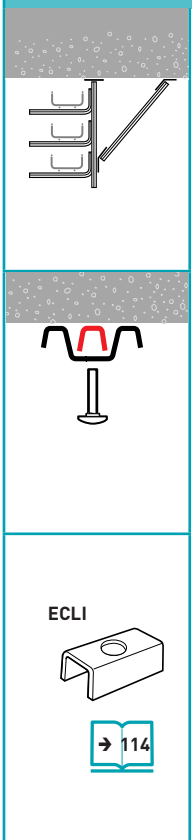
304L

316L

130	145	73	012 760	012 763	-	012 764
180	245	60	012 770	012 773	-	012 774
230	345	48	012 780	012 783	-	012 784




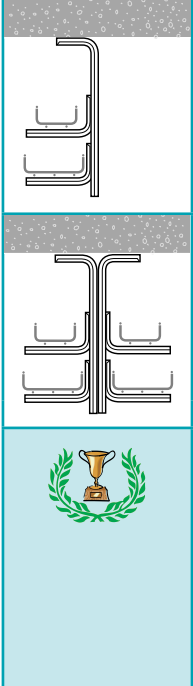
RCS - PS \downarrow CF30 - CF54 \leftrightarrow 50 \rightarrow 300 mm



Profile	Dimensions (mm)	Series	L1 (mm)	F (daN)	GS	GC	304L	316L
RCS		RCS 1000 RCS 2000 RCS 3000	1000 2000 3000	- - -	002 920 002 930 002 940	002 923 002 933 002 943	- - -	- 002 934 002 944
CS		CS 100 CS 200 CS 300	153 245 345	72 67 70	002 700 002 710 002 720	002 703 002 713 002 723	- - -	002 704 002 714 002 714
ED 275		ED 275	275	-	558 221	558 226	558 228	558 224
SPST		SPST	-	-	561 300	561 303	-	-
PS		PS 400 PS 500 PS 600	445 545 645	13 13 13	002 730 002 740 002 750	002 733 002 743 002 753	- - -	002 734 - -



PCSN **CF30 - CF54 - CF105 - CF150** **100 → 450 mm**



1

VHM 8x20 x2

EEC 8 x2

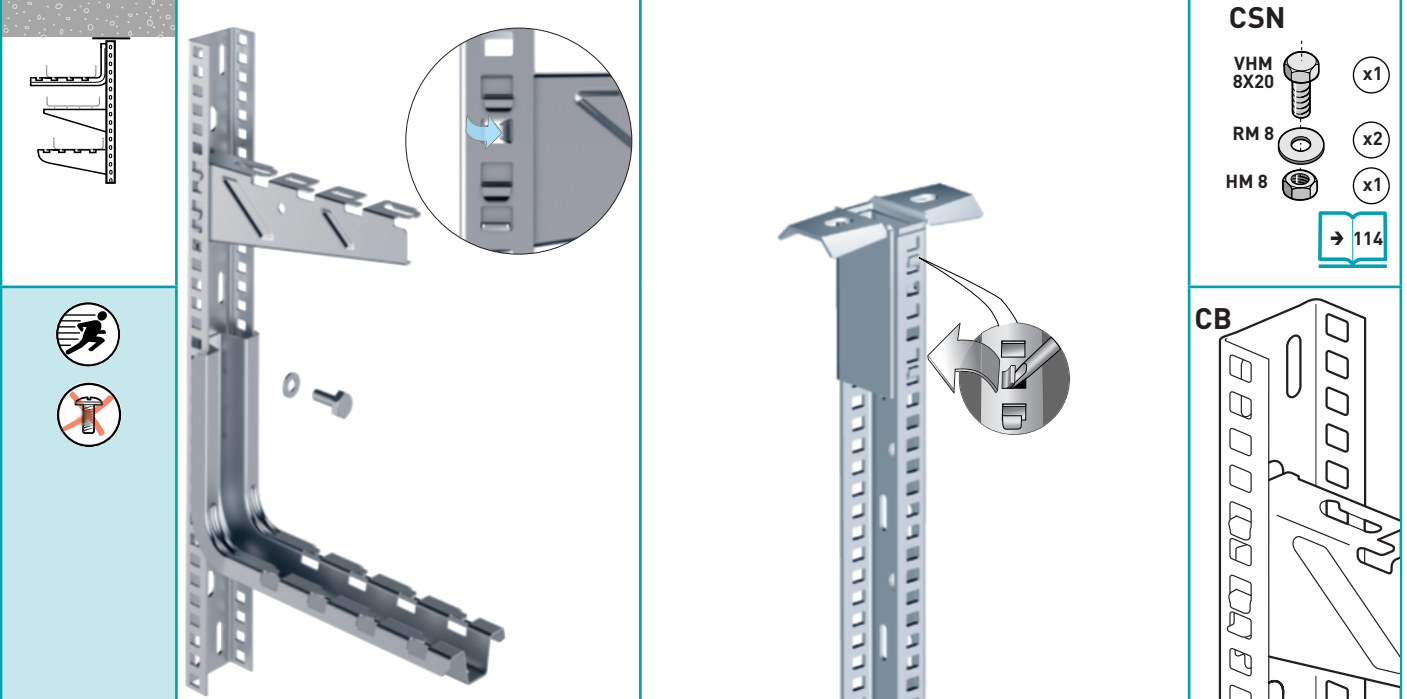
2

VHM 8X40 x2

EEC 8 x2

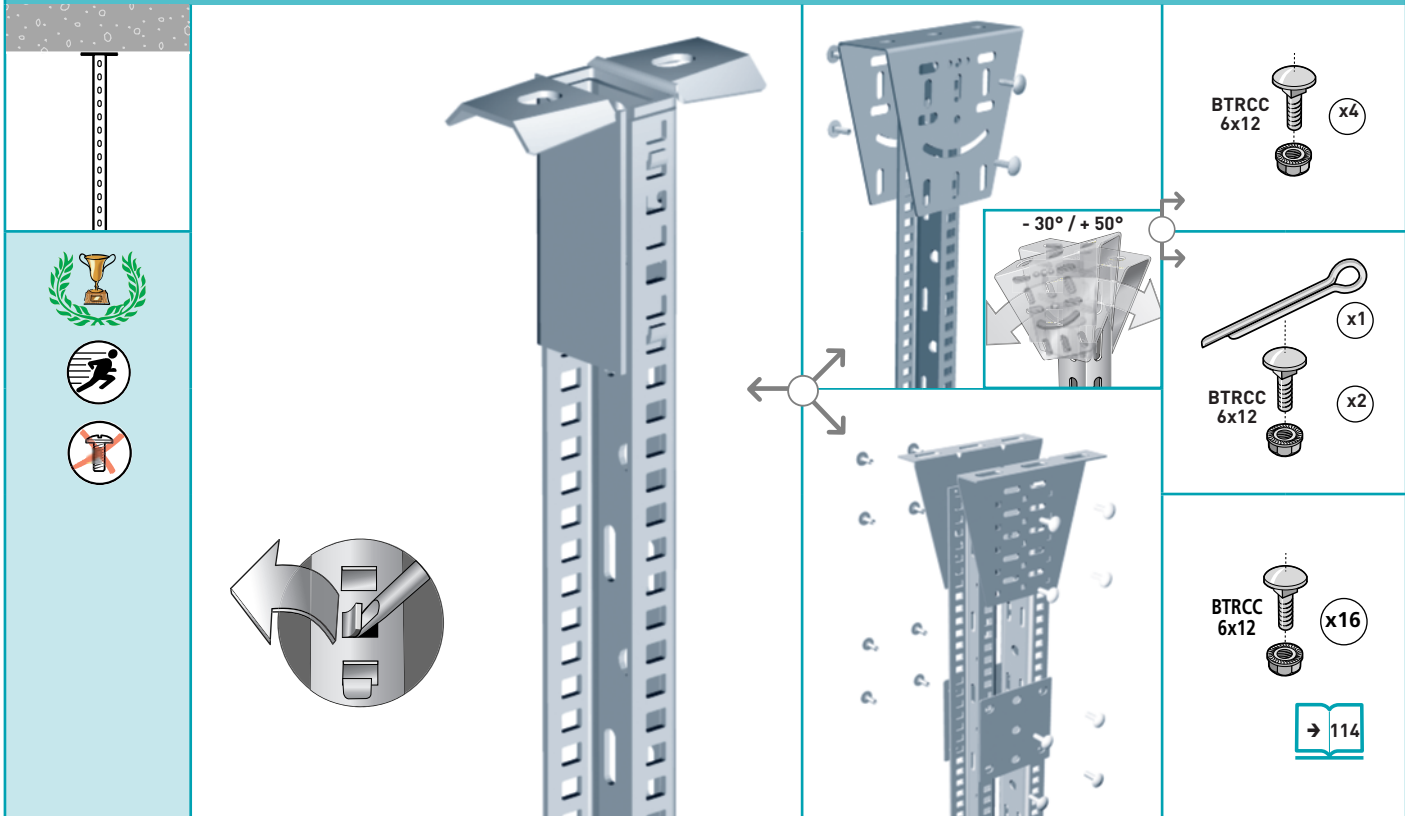
114

PCSN		PCSN 300 PCSN 400 PCSN 500 PCSN 600 EPVCSN	L mm	daN.m	GS	GC	304L	316L
					556 630 556 600 556 610 556 620	556 633 556 603 556 613 556 623	- - - -	556 634 556 604 - -
		EPVCSN	-	-	PVC 559 605	-	-	-
CSN		CSN 100 CSN 150 CSN 200 CSN 300 CSN 400 CSN 450	L mm	daN	GS			
			178 228 278 378 478 528	130 110 85 73 56 50	556 100 556 110 556 120 556 130 556 140 556 150	556 103 556 113 556 123 556 133 556 143 556 153	556 108 556 118 556 128 556 138 - -	556 104 556 114 556 124 556 134 - -

EDF **CF30 - CF54 - CF105 - CF150** **100 → 450 mm**


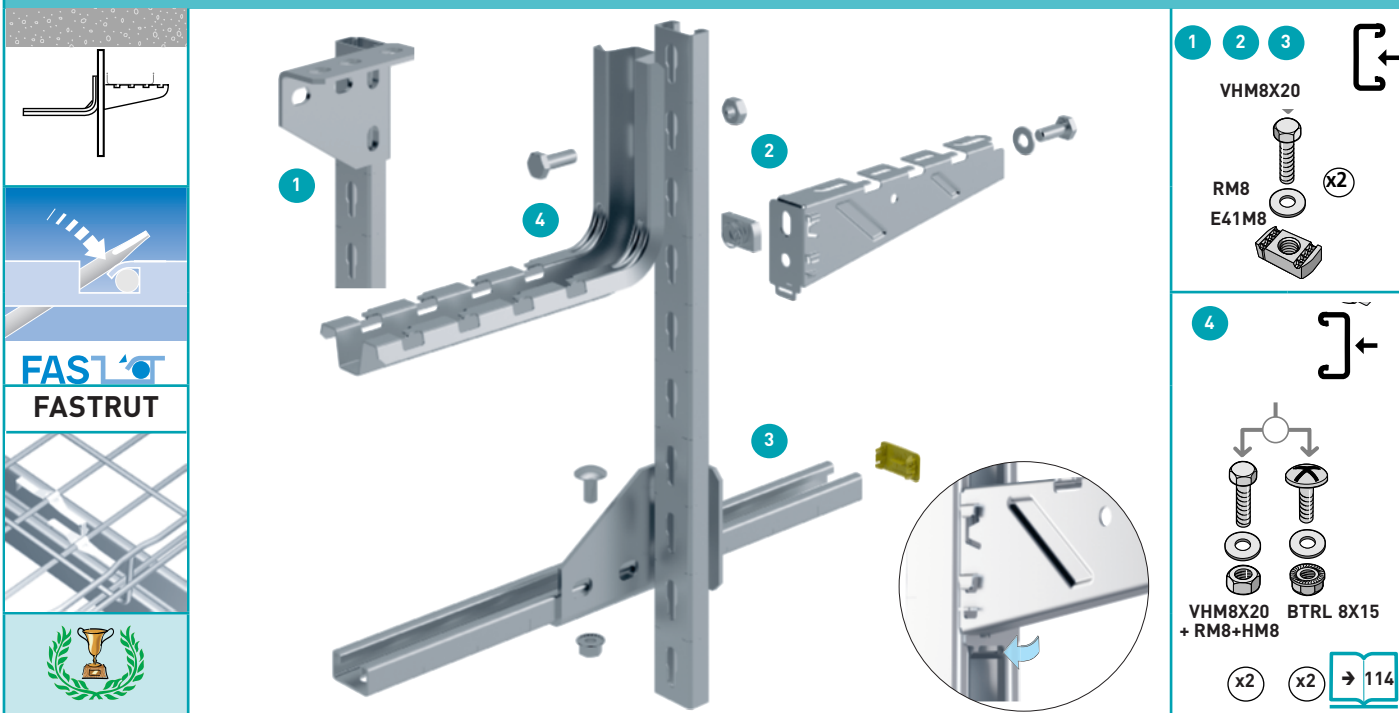
EDF		L mm	 mm	H mm	 daN	GS	GC	HR	304L	316L
 EDF 2000 EDF3 2000		2000	2	-	-	561 010	561 013	-	561 018	561 014
		2000	3	-	-	561 030	561 033	-	-	-
 EPEDF		-	-	-	-	PVC 559 615	-	-	-	-
		-	-	-	-	-	-	-	-	-
 PFREDF		-	-	-	 daN.m	GS 561 080	-	-	-	561 084
		-	-	-	18	-	-	-	-	-
 CB50 → CB400					 daN					
	CB50	80,7	-	71,4	-	350 800	-	-	-	350 804
	CB100	130,7	-	71,4	-	350 810	-	350 816	-	350 814
	CB150	180,7	-	74,8	-	350 820	-	350 826	-	350 824
	CB200	230,7	-	74,8	-	350 830	-	350 846	-	350 834
	CB300	334,7	-	88,4	-	350 840	-	350 856	-	350 844
 CSN										
	CSN 100	178	-	-	130	556 100	556 103	-	556 108	556 104
	CSN 150	228	-	-	110	556 110	556 113	-	556 118	556 114
	CSN 200	278	-	-	85	556 120	556 123	-	556 128	556 124
	CSN 300	378	-	-	73	556 130	556 133	-	556 138	556 134
	CSN 400	478	-	-	56	556 140	556 143	-	-	-
	CSN 450	528	-	-	50	556 150	556 153	-	-	-
EPVCSN					 30	PVC 559 605	-	-	-	-

EDF \downarrow CF30 - CF54 - CF105 - CF150 \leftrightarrow 100 \rightarrow 900 mm



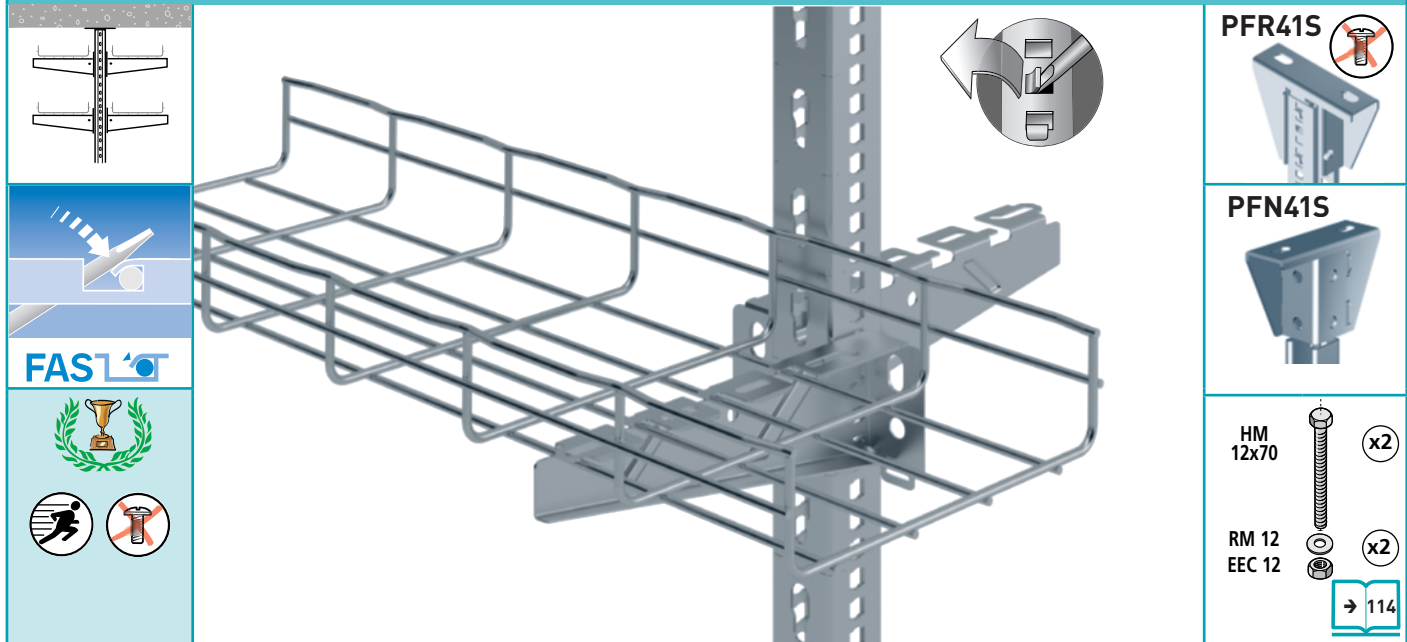
PFREF (mm)	PFREFDF 	L mm -	 -	 daN.m 18	GS 561 080	GC -	304L -	316L 561 084
DF (mm)	DF	-	-	28	561 060	561 063	-	561 064
SPST (mm)	SPST	-	-	-	561 300	561 303	-	-
DFA (mm)	DFA	-	-	-	561 040	561 043	-	-
ERD10 (mm)	ERD 10	-	-	-	561 050	561 053	-	-
G 8/90 	G 8x90 EDF	100	90	-	EZ 801 041	-	-	-

R21S \downarrow CF30 - CF54 - CF105 - CF150 \leftrightarrow 100 \rightarrow 300 mm



R21S		L mm	 mm	\downarrow FL daN	GS	GC	HR	304L	316L
R21S E15		3000	1,5	-	342 180	342 183	-	-	342 184
R21S E20		3000	2	-	343 230	343 233	343 236	343 238	343 234
R21SP		3000	2	-	348 049	-	-	-	-
SU41		-	-	35	595 340	-	-	-	-
EP21		-	-	-	PVC 348 576	-	-	-	-
C21S		L mm	H mm	\downarrow FL daN	GS				
C21S 150		150	-	250	-	597 013	-	-	-
C21S 200		200	-	180	-	597 023	-	-	-
C21S 300		300	-	130	-	597 033	-	-	-
CC21S		L mm	H mm	\downarrow FL daN					
CC21S 150		150	100	135	557 860	-	-	-	557 864
CC21S 200		200	150	108	557 870	-	-	-	557 874
CC21S 300		300	200	80	557 880	-	-	-	557 884
PC21S 500		500	-	24	557 900	-	-	-	557 904
PC21S 800		800	-	-	557 910	-	-	-	557 914
CSN		L mm		\downarrow FL daN					
CSN 100		178	-	130	556 100	556 103	-	556 108	556 104
CSN 150		228	-	110	556 110	556 113	-	556 118	556 114
CSN 200		278	-	85	556 120	556 123	-	556 128	556 124
CSN 300		378	-	73	556 130	556 133	-	556 138	556 134
INTERFAS		100	-	-	557 800	ZnL 557 803	-	-	-
CB50 \rightarrow CB400		L mm	H mm	\downarrow FL daN					
CB50		80,7	71,4	70	350 800	-	-	-	350 804
CB100		130,7	71,4	75	350 810	-	350 816	-	350 814
CB150		180,7	74,8	80	350 820	-	350 826	-	350 824
CB200		230,7	74,8	70	350 830	-	350 846	-	350 834
CB300		334,7	88,4	90	350 840	-	350 856	-	350 844

R41SP CF30 - CF54 - CF105 - CF150 100 → 600 mm



PFR41S

PFN41S

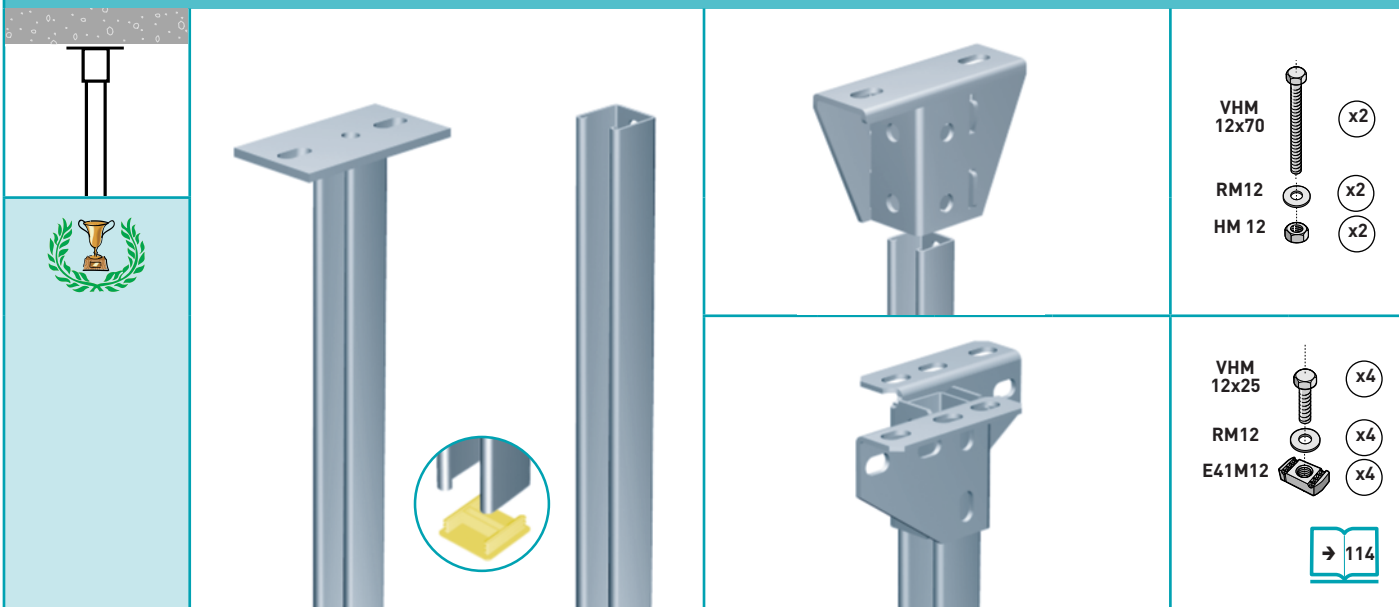
HM 12x70 (x2)

RM 12 EEC 12 (x2)

114

R41SP			L mm	 mm	F daN	GS	GC	HR	304L	316L
R41SP E15			3000	1,5	-	343 610	343 613	-	-	343 614
R41SP E20			3000	2	-	343 930	343 933	343 936	-	343 934
PFN41S					 daN.m					
PFN41S			-	-	100	595 360	595 363	349 720	-	595 364
PFR41S										
PFR41S			-	-	45	595 380	-	-	-	-
CB50 → CB400				H mm	F daN					
CB50			80,7	71,4	50	350 800	-	-	-	350 804
CB100			130,7	71,4	50	350 810	-	350 816	-	350 814
CB150			180,7	74,8	50	350 820	-	350 826	-	350 824
CB200			230,7	74,8	40	350 830	-	350 846	-	350 834
CB300			334,7	88,4	40	350 840	-	350 856	-	350 844
CB400			484,7	102	60	350 850	-	350 866	-	350 854
CB450 → CB600										
CB450			484,7	136,3	120	350 895	-	350 896	-	350 894
CB500			534,7	136,9	120	350 860	-	350 876	-	350 864
CB600			637,7	136,9	110	350 870	-	350 806	-	350 874
SU41					 daN.m					
SU41			-	-	35	595 340	-	-	-	-
EP41										
EP41			-	41	-	PVC 348 577	-	-	-	-

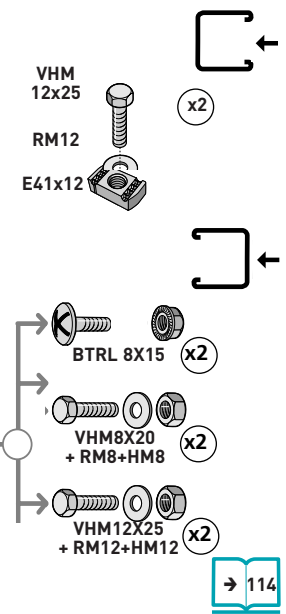
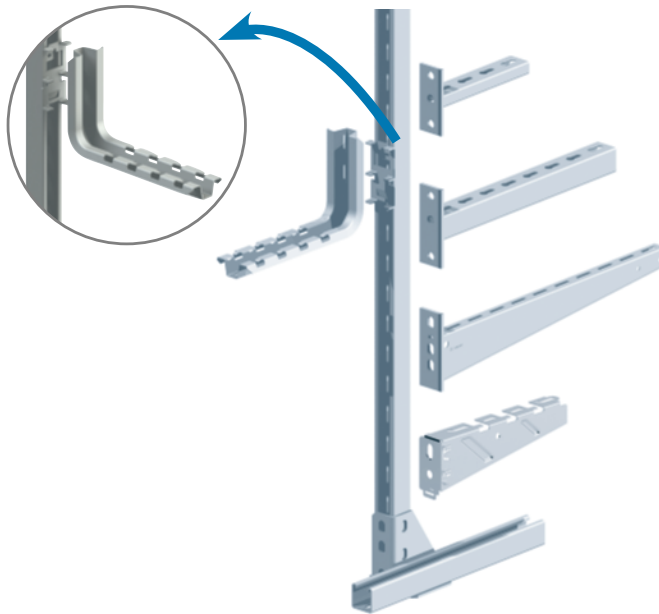

R41S \downarrow CF30 - CF54 - CF105 - CF150 \rightarrow 50 \rightarrow 900 mm



P41S		L mm	\odot daN.m	GS	GC	HR	304L	316L
	P41S300	300	100	-	595 153	-	-	-
	P41S400	400	100	-	595 163	-	-	-
	P41S500	500	100	-	595 103	-	-	595 104
	P41S600	600	100	-	595 173	-	-	-
	P41S800	800	100	-	595 113	-	-	595 114
	P41S1000	1000	100	-	595 123	-	-	595 124
	P41S1500	1500	100	-	595 133	-	-	595 134
	P41S2000	2000	100	-	595 143	-	-	595 144
R41S		L mm	∇ mm					
	R41S E15	3000	1,5	343 740	343 743	-	-	343 744
	R41S E20	3000	2	343 750	343 753	343 756	343 758	343 754
	R41S E25	3000	2,5	345 200	345 203	-	-	345 204
	R41S E25	6000	2,5	345 260	345 263	-	-	345 264
PFN41S		L mm	\odot daN.m					
	PFN41S	-	100	595 360	595 363	349 720 ⁽¹⁾	-	595 364
SU41		L mm	\odot daN.m					
	SU41	-	35	595 340	-	-	-	-
EP41		L mm	\odot daN.m	PVC				
	EP41	41	-	348 577	-	-	-	-
PFRM		L mm	\odot daN.m	GS				
	PFRM	-	-	561 110	561 113	-	-	-

(1) HR

R41S \hookrightarrow CF30 - CF54 - CF105 - CF150 \hookrightarrow 50 \rightarrow 600 mm



R41S			L mm	 mm	F daN	GS	GC	HR	304L	316L
R41S E15			3000	1,5	-	343 740	343 743	-	-	343 744
R41S E20			3000	2	-	343 750	343 753	343 756	343 758	343 754
R41S E25			3000	2,5	-	345 200	345 203	-	-	345 204
		PVC				348 577	-	-	-	-
EP41			-	-	-	-	-	-	-	-
CSN INTERFAS						GS				
CSN 100			178	1,5	130	556 100	556 103	-	556 108	556 104
CSN 150			228	1,5	110	556 110	556 113	-	556 118	556 114
CSN 200			278	1,5	85	556 120	556 123	-	556 128	556 124
CSN 300			378	1,7	73	556 130	556 133	-	556 138	556 134
CSN 400			478	1,7	56	556 140	556 143	-	-	-
CSN 450			528	1,7	50	556 150	556 153	-	-	-
INTERFAS		ZnL	100	-	-	557 800	557 803	-	-	-
C41S							GC			
C41S150			150	2,0	500	-	595 013	-	-	595 014
C41S200			200	2,0	450	-	595 023	-	-	595 024
C41S300			300	2,0	340	-	595 033	-	-	595 034
C41S400			400	2,0	270	-	595 043	-	-	595 044
C41S500			500	2,0	270	-	595 053	-	-	595 054
C41S600			600	2,0	220	-	595 063	-	-	595 064
CB50 --> CB400				H mm						
CB50			80,7	71,4	50	350 800	-	-	-	350 804
CB100			130,7	71,4	50	350 810	-	350 816	-	350 814
CB150			180,7	74,8	80	350 820	-	350 826	-	350 824
CB200			230,7	74,8	80	350 830	-	350 846	-	350 834
CB300			334,7	88,4	90	350 840	-	350 856	-	350 844
CB400			484,7	102	100	350 850	-	350 866	-	350 854
CB450 --> CB600										
CB450			484,7	136,3	150	350 895	-	350 896	-	350 894
CB500			534,7	136,9	150	350 860	-	350 876	-	350 864
CB600			637,7	136,9	90	350 870	-	350 806	-	350 874
CRP										
CRP 100			119	93	100	-	557 213	-	-	-
CRP 200			213	103	180	-	557 233	-	-	-
CRP 300			319	111	270	-	557 243	-	-	-
CRP 400			419	121	210	-	557 253	-	-	-
CRP 500			519	128	370	-	557 263	-	-	-
CRP 600			619	138	360	-	557 273	-	-	-
CRP 700			719	146	380	-	557 383	-	-	-

R41S \downarrow CF30 - CF54 - CF105 - CF150 \rightarrow 50 \rightarrow 900 mm

R41S

P41S

PFN41 **PF41S**

PFN41S

VHM 12x70 (x2)

RM 12 (x2)

HM 12 (x2)

VHM8 +RM8 (x2)

VHM12 +RM12 (x2)

E41RLM8

E41RLM12

E41M8

E41M12

E41AA

BTRL 8X15 (x2)

VHM8X20 +RM8+HM8 (x2)

VHM12X25 +RM12+HM12 (x2)

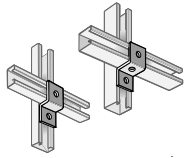
\rightarrow 73

\rightarrow 114

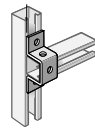
R41S			L mm	 mm	GS	GC	HR	304L	316L
 (mm)		R41S E15 R41S E20 R41S E25	3000 3000 3000	1,5 2 2,5	343 740 343 750 345 200	343 743 343 753 345 203	- 343 756 -	- 343 758 -	343 744 343 754 345 204
P41S				daN.m					
 (mm)		P41S300 P41S400 P41S500 P41S600 P41S800 P41S1000 P41S1500 P41S2000	300 400 500 600 800 1000 1500 2000	100 100 100 100 100 100 100 100	- - - - - - - -	595 153 595 163 595 103 595 173 595 113 595 123 595 133 595 143	- - - - - - - -	- - - - - - - -	- - 595 104 - 595 114 595 124 595 134 595 144
PFN41S									
 (mm)		PFN41S	-	100	595 360	-	349 720	-	595 364
PF41S									
 (mm)		PF41S	-	100	-	595 203	-	-	-

R41S CF30 - CF54 - CF105 - CF150 50 → 600 mm

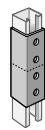
ZED41/21 ZED41/41



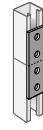
OM41/41S



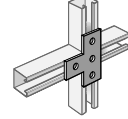
ECL41/41



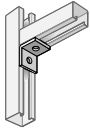
PL4T



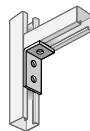
TE4T



EQ2T



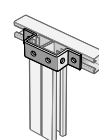
EQ3T



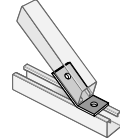
EQ4T



OM41/41d



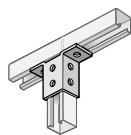
EQ135°



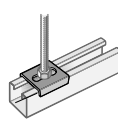
EQR4T



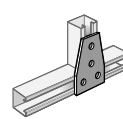
EQMP41



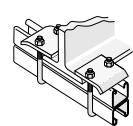
PV41



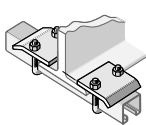
TRAP4T



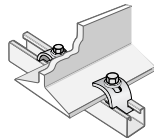
CLMP4



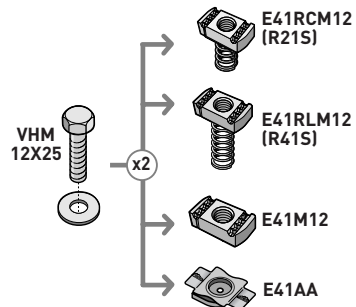
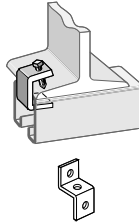
CLMP1



CLMP2

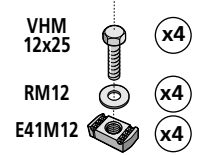
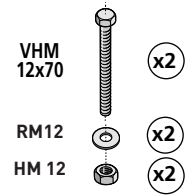




CLMP3



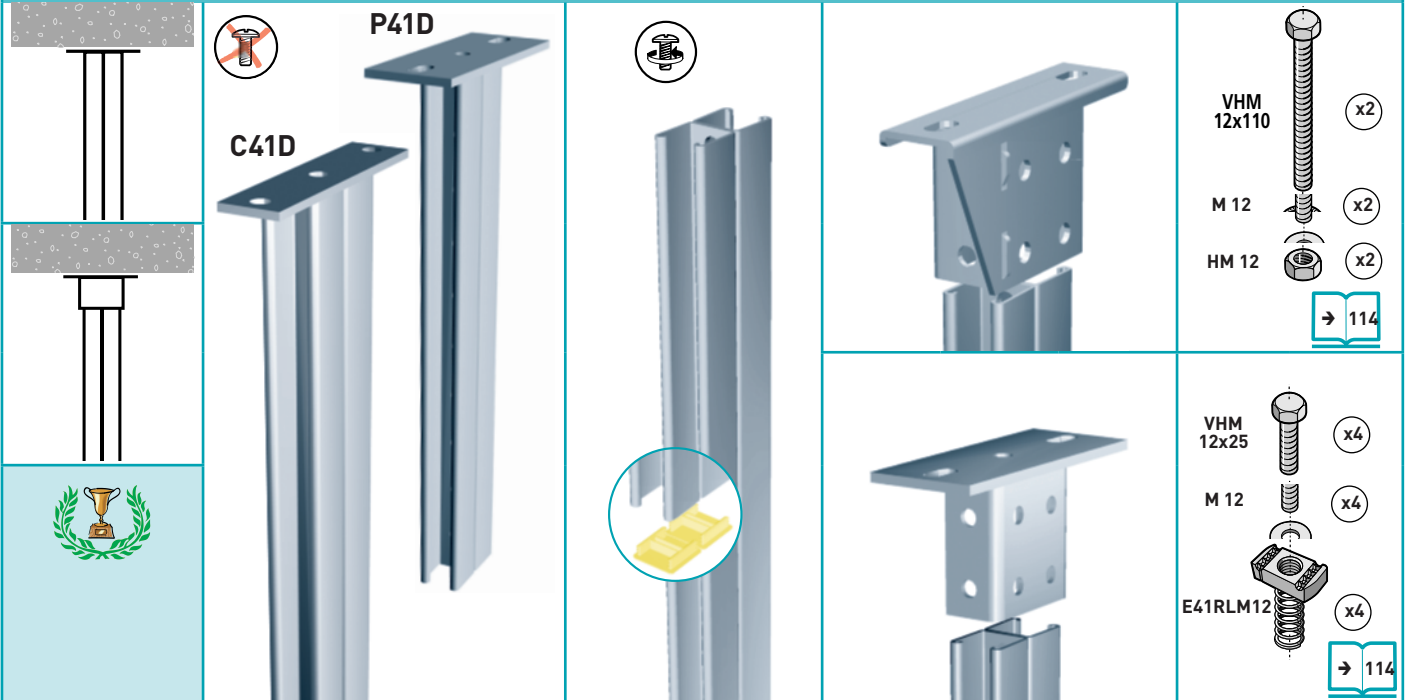
ZED41/21	ZED41/41	OM41/21S	OM41/41S	OM41/41D		daN	GS	GC	304L	316L
					ZED41/21 ZED41/41 OM41/21S OM41/41S OM41/41D	- - - - -	- - - - -	597 103 595 323 597 113 595 333 596 213	- - - - -	- - - 595 334 -
EQ2T 	EQ3T 	EQ4T 			EQ2T EQ3T EQ4T	- - -	- - -	595 243 595 253 595 263	- - -	595 244 595 254 595 264
PL4T 	TE4T 	TRAP4T 			PL4T TE4T TRAP4T	- - -	- - -	595 293 595 303 595 313	- - -	- 595 304 -
ECL41/21 	ECL41/41 	EQR4T 	EQ135° 		ECL41/21 ECL41/41 EQR4T EQ135°	- - - -	- - - -	597 123 595 213 595 273 595 233	- - - -	- 595 214 595 274 595 234
PV41 	EQMP41 	CLMP3 			PV41 EQMP41 CLMP3	- - 380	- - -	595 283 595 223 559 073	- - -	595 284 595 224 -
CLMP1 	CLMP4 	CLMP2 			CLMP1 CLMP4 CLMP2	950 950 570	- - -	559 023 559 113 559 013	- - -	559 024 - 559 014

P21D - C21S - R21S CF30 - CF54 - CF105 - CF150 100 → 450 mm

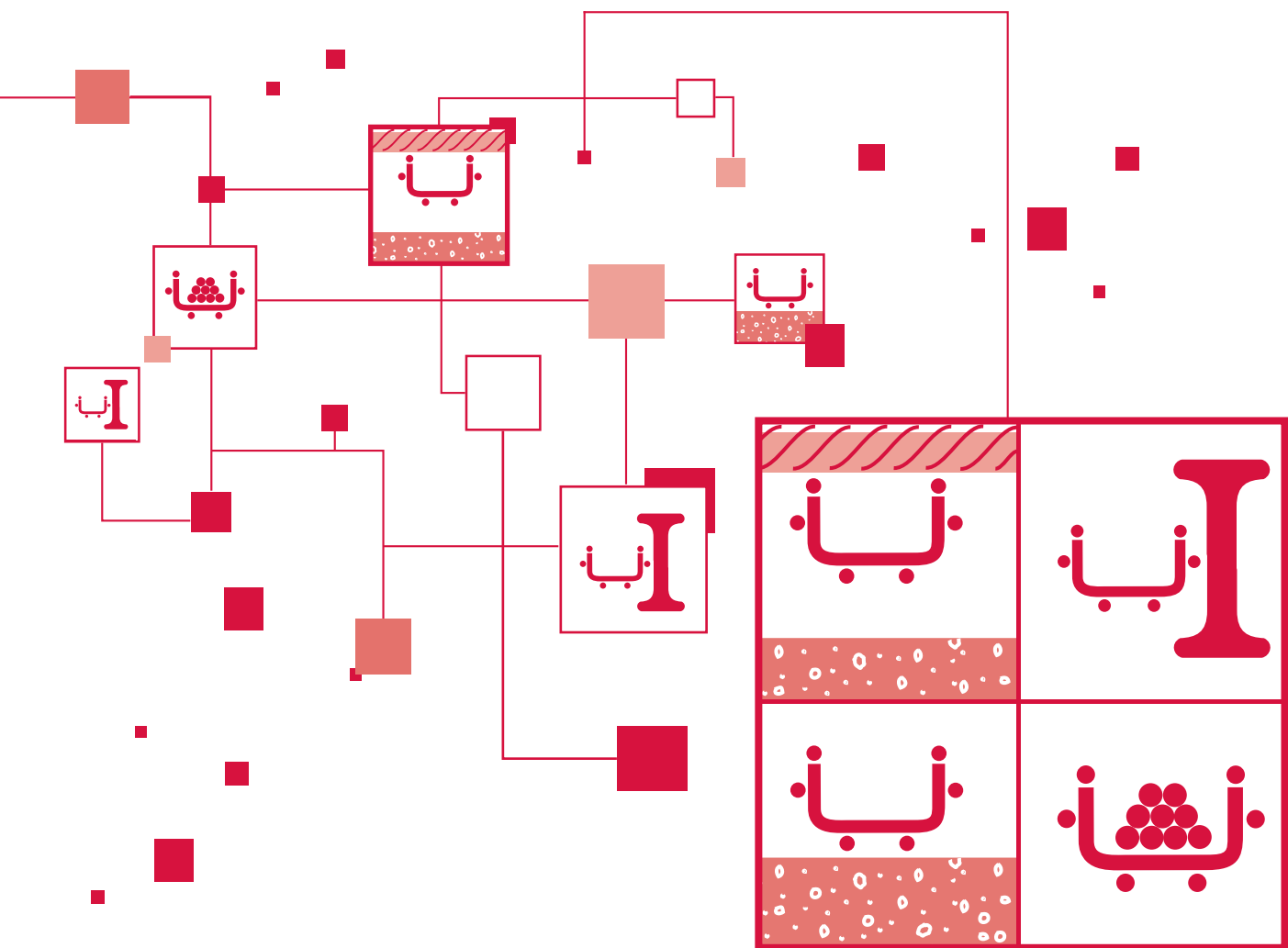


P21D			L mm	⌀ daN.m	GS	GC	HR	304L	316L
		P21D 300	300	85	-	598 203	-	-	-
		P21D 500	500	85	-	598 213	-	-	-
		P21D 600	600	85	-	598 223	-	-	-
		P21D 800	800	85	-	598 233	-	-	-
		P21D 1000	1000	85	-	598 243	-	-	-
		P21D 1200	1200	85	-	598 253	-	-	-
		P21D 1500	1500	85	-	598 263	-	-	-
		P21D 2000	2000	85	-	598 273	-	-	-
		P21D 3000	3000	85	-	598 283	-	-	-
C21S				⏴ daN	GS	GC	HR	304L	316L
		C21S 150	150	250	-	597 013	-	-	-
		C21S 200	200	180	-	597 023	-	-	-
		C21S 300	300	130	-	597 033	-	-	-
		C21S 400	400	100	-	597 043	-	-	-
R21S					GS	GC	HR	304L	316L
		R21S E15	3000	-	342 180	342 183	-	-	342 184
		R21S E20	3000	-	343 230	343 233	343 236	343 238	343 234
		R21S E25	3000	-	343 240	343 243	-	-	343 244
		EP21	-	-	PVC 348 576	-	-	-	-
R21SP					GS	GC	HR	304L	316L
		R21SP	3000	-	348 049	-	-	-	-
		EP21	-	-	PVC 348 576	-	-	-	-
SU41				⌀ daN.m	GS	GC	HR	304L	316L
		SU41	-	35	595 340	-	-	-	-

P41D - C41D - R41D **CF30 - CF54 - CF105 - CF150** **100 → 600 mm**



P41D (mm)		P41D 800 P41D 1000 P41D 1500 P41D 2000 P41D 3000	L mm	 mm	 daN.m	GS	GC	304L	316L
						-	596 113	-	-
-	-	-	800	2,5	150	-	596 113	-	-
-	-	-	1000	2,5	150	-	596 123	-	-
-	-	-	1500	2,5	150	-	596 133	-	-
-	-	-	2000	2,5	150	-	596 143	-	-
-	-	-	3000	2,5	150	-	596 153	-	-
C41D (mm)		C41D 300 C41D 400 C41D 500 C41D 600	L mm	 mm	 daN	-	596 033	-	-
-	-	-	300	2	520	-	596 033	-	-
-	-	-	400	2	430	-	596 043	-	-
-	-	-	500	2	450	-	596 053	-	-
-	-	-	600	2	400	-	596 063	-	-
R41D-R41DP (mm)		R41D E20 R41D E25 R41D E25 R41DP E25 EP41	L mm	 mm	- daN.m	- PVC	- -	341 748 -	341 744 - 342 034 -
-	-	-	3000	2	-	-	-	341 748	341 744
-	-	-	3000	2,5	-	342 010	342 013	-	-
-	-	-	6000	2,5	-	342 030	342 033	-	342 034
-	-	-	3000	2,5	-	343 770	343 773	-	-
-	-	-	-	-	-	348 577	-	-	-
PFN41D (mm)		PFND41D	-	-	 daN.m	GS	596 223	-	596 224
-	-	-	-	-	150	596 220	596 223	-	596 224
PF41D (mm)		PF41D	-	-	100	-	596 203	-	-



Other mountings

Otras soluciones

Weitere Montagemöglichkeiten

Poses diverses

Другие виды монтажа

其他安装

いろいろな取付

تركيبات مختلفة

Inne możliwości mocowania

Další možnosti uchycení

Dal'šie možnosti uchytenia

Alte tipuri de instalare

Egyéb szerelések

Ostale namestitve

Razna postavljanja

Закрепване на различни места



78

FLOOR MOUNTING
 INSTALACIÓN EN EL SUELO
 BODENVERLEGUNG
 POSE AU SOL
 МОНАЖ К ПОЛУ
 接地安装
 床面取付
 تركيب على الأرض
 MOCOWANIE DO PODŁOGI
 INSTALACE NA PODLAHU
 INŠTALÁCIA NA PODLAHU
 INSTALAT LA SOL
 PADOZATI SZERELÉS
 NAMESTITEV NA TLA
 POSTAVLJANJE NA TLO
 ПОСТАВЛЯНЕ НА ПОДА

CM 50XL 78
 RCSN 78
 R15 - R25 - R35 - R15/100 79
 R50 79
 FTX 80
 UC 50 80



81

UNDER FLOOR MOUNTING
 MONTAJE EN FALSO SUELO
 DOPPELBODENMONTAGE
 POSE SOUS PLANCHER
 ФАЛЬШ-ПОЛ
 地板下安装
 床材下取付
 تركيب تحت الأرضية
 MOCOWANIE DO PODŁOGI
 MONTÁŽ VE DVOJITÉ PODLAZE
 MONTÁŽ V DVOJITEJ PODLAHE
 MONTAJ IN PODEA FALSA
 PADLÓ ALATTI SZERELÉS
 NAMESTITEV POD TLA
 POSTAVLJANJE ISPOD PODA
 ПОСТАВЛЯНЕ ПОД ПОДА


UFC 81



82

MOUNTING ON METAL BEAM
 INSTALACIÓN EN ESTRUCTURA METÁLICA
 VERLEGUNG AUF EISENPROFILIEN
 POSE SUR PROFILS METALLIQUES
 МОНАЖ НА МЕТАЛЛОКОНСТРУКЦИЯХ
 金属“工”字梁上安装
 金属面取付
 تركيب على جوانب معدنية
 MONTAŻ DO KONSTRUKCJI STALOWYCH
 INSTALACE NA KOVOVÉ KONSTRUKCE
 INŠTALÁCIA NA KOVOVÉ KONŠTRUKCIE
 INSTALARE PE PROFILE METALICE
 SZERELÉS ACÉLGERENDÁN
 NAMESTITEV NA KOVINSKE PROFILE
 POSTAVLJANJE NA METALNE PROFILE
 ПОСТАВЛЯНЕ ВЪРХУ МЕТАЛНИ ПРОФИЛИ

UFI 41 82
 CCRP 82
 CLMFAS - CLMU 83
 EF 84
 PA 23 84
 ET 20 / ET 30 85
 CFU 85



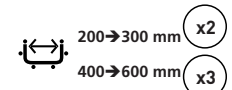
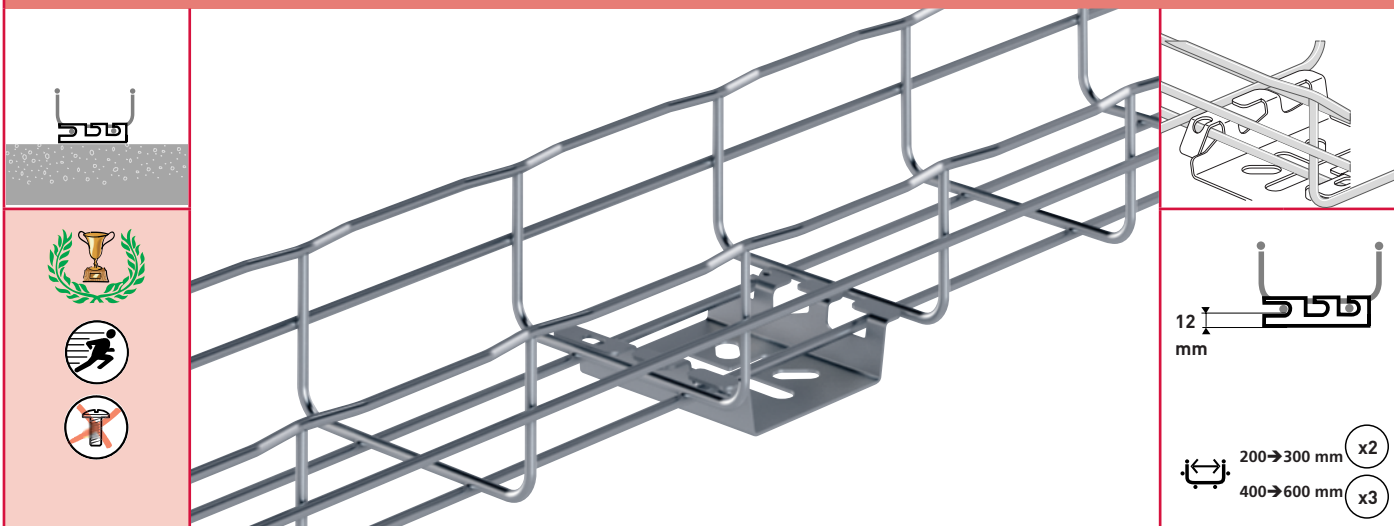
86

SUPPORT FOR SPECIAL PARTS AND DATA ACCESORIES
 SOPORTES DE PIEZAS ESPECIALES Y ACCESORIOS PARA DATA
 ABZWEIGDOSENTRÄGER UND ZUBEHÖRTEILE FÜR DATA
 SUPPORT DE PIÈCES SPÉCIALES ET ACCESSOIRES DATA
 СУППОРТ ДЛЯ ОТДЕЛЬНЫХ ЧАСТЕЙ АКССУАРЫ ДЛЯ ИНФОРМАЦИОННЫХ КАБЕЛЕЙ
 电缆安装特殊零件及附件支持
 特殊取付具および DATA 付属品
 حامل قطع خاصة لولوازم DATA
 AKCESORIA DLA KABLI TELETECHNICZNYCH
 PŘÍSLUŠENSTVÍ PRO DATOVÉ KABELY
 PRÍSLUŠENSTVO PRE DATOVÉ VODICE
 ACCESORII DATA
 INFORMATIKAI TARTOZÉKOK
 NOSILEC POSEBNIH KOSOV IN DODATKOV DATA
 NOSAČ POSEBNIH DIJELOVA I DODATAKA DATA
 ПОДПОРА ЗА СПЕЦИАЛНИ ЧАСТИ И ПРИНАДЛЕЖНОСТИ DATA

CE 35 86
 SBDN - SUBD 86
 CM 50 - CM 50XL - CAT 40 87
 CM 50 XXL 87
 KIT BP80 FIL / IBP 80 88
 KIT IBP 105 FIL / IBP 105 88
 SL 50 - SL 100 89
 MFM - MFPOLYA 89
 FAS ROLLER - TOH 90
 UDO - DROP OUT KIT 91
 OTDO FAS - DEV 100 92
 DEV 50 - CDO 100 93
 CABLOGRIP - FASTIE - CLIP 94
 GRIFEQUIP - BLF 95

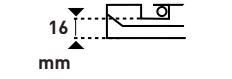



CM 50XL \downarrow CF30 \rightarrow CF150 \leftrightarrow 100 \rightarrow 900 mm



CM 50XL (mm)	CM 50XL	\downarrow daN 100	GS 586 130	HR 586 133	304L 586 138	316L 586 134

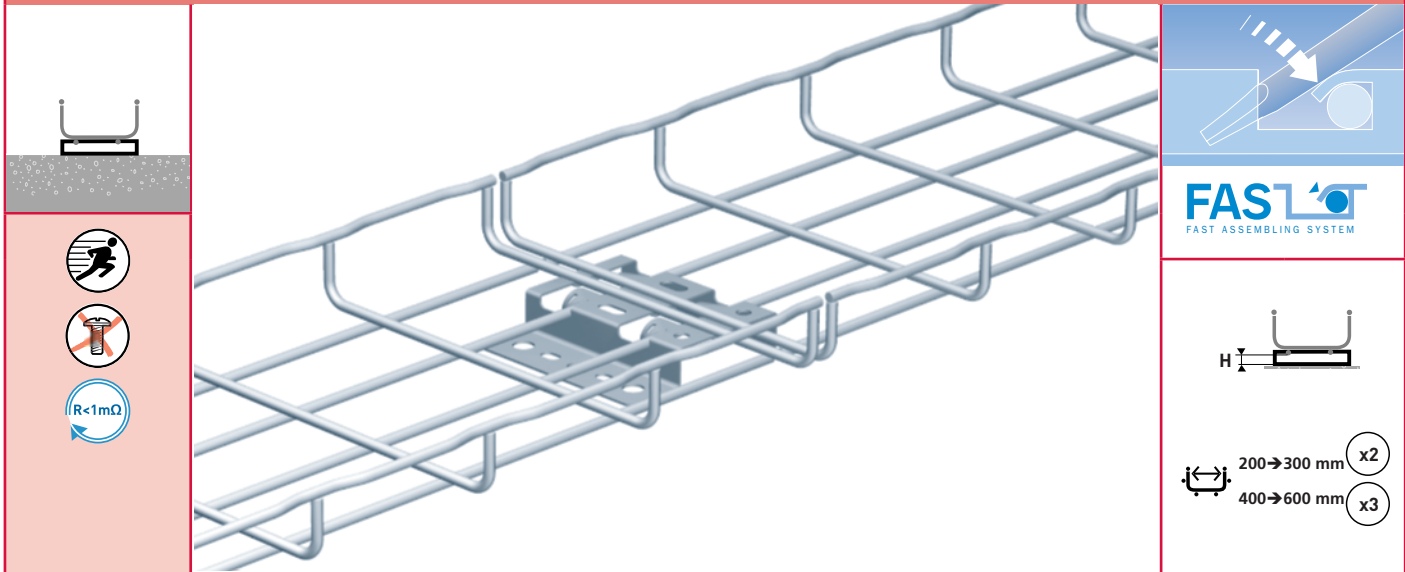
RCSN \downarrow CF30 \rightarrow CF150 \leftrightarrow 100 \rightarrow 900 mm



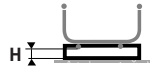
RCSN (mm)		L mm	\downarrow daN	GS	GC	304L	316L
				RCSN 150 RCSN 200 RCSN 300 RCSN 400 RCSN 500 RCSN 550 RCSN 600 RCSN 700 RCSN 1000 RCSN 2000	150 200 300 400 500 550 600 700 1000 2000	100 100 100 100 100 100 100 100 100 100	013 150 013 200 013 300 013 400 013 500 013 550 013 600 013 700 013 010 013 020



R15-R25-R35-R15/300 **CF30 → CF150** **100 → 900 mm**

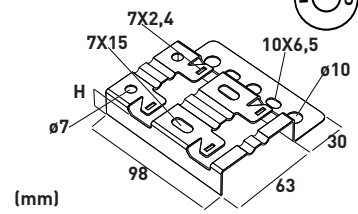


FAS LOT
FAST ASSEMBLING SYSTEM



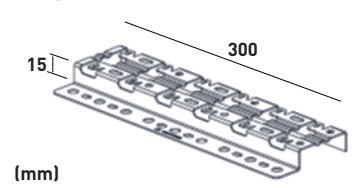
200 → 300 mm (x2)
400 → 600 mm (x3)

R15 - R25 - R35




	H mm	↓ daN	GS	HR	304L	316L
R15/100	15	100	586 170	586 173	-	586 174
R25	25	100	586 640	586 647	-	-
R35	35	50	586 650	586 657	-	-

R15/300

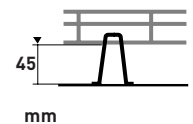


R15/300	15	100	586 610	586 617	-	586 614
---------	----	-----	---------	---------	---	---------

R50 **CF30 → CF150** **100 → 900 mm**

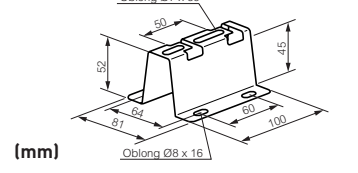


FAS LOT
FAST ASSEMBLING SYSTEM



200 → 600 mm (x2)

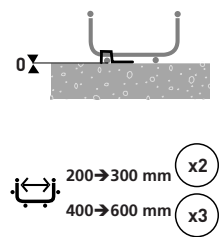
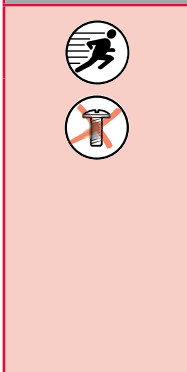
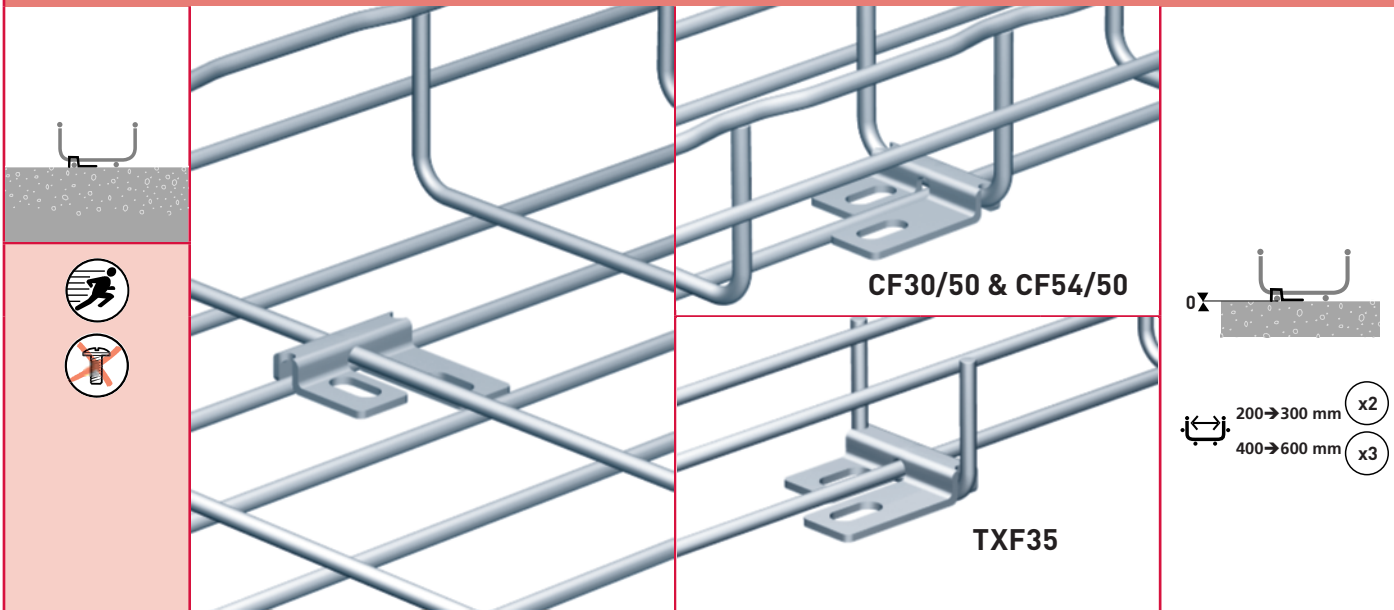
R50



	H mm	↓ daN	GS	GC	HR	304L	316L
R50	55	150	348 530	348 532	348 536	-	348 531

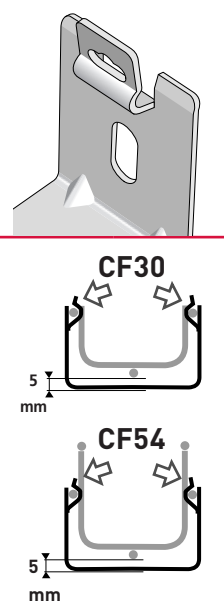
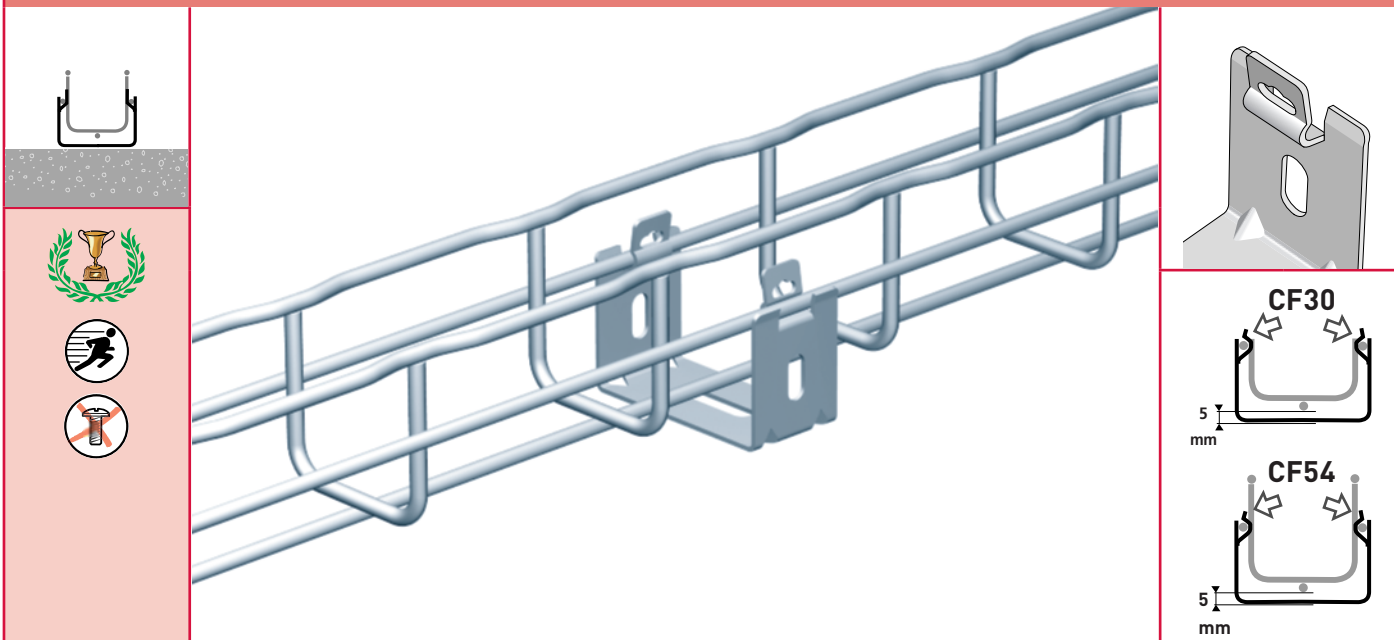


FTX \downarrow \uparrow **CF30 → CF54 - TXF35** \leftarrow \rightarrow **35 → 600 mm**



FTX 	FTX	GS 586 180	HR 586 183	304L -	316L 586 184

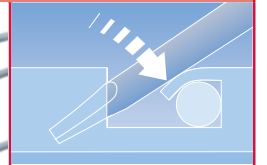
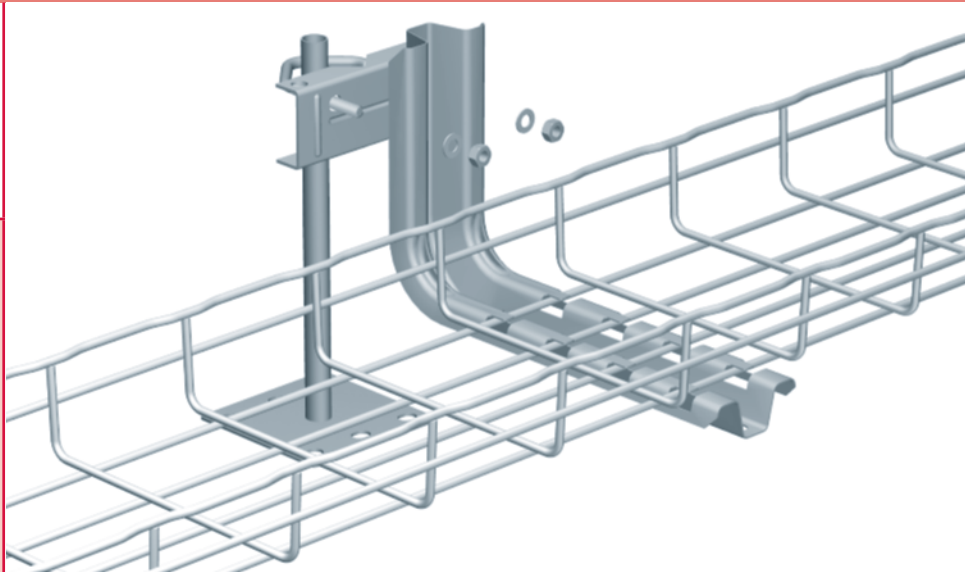
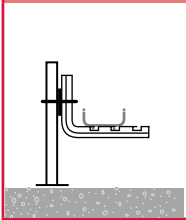
UC 50 \downarrow \uparrow **CF30 → CF54** \leftarrow \rightarrow **50 mm**



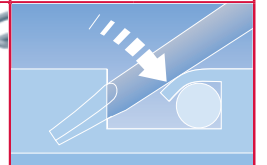
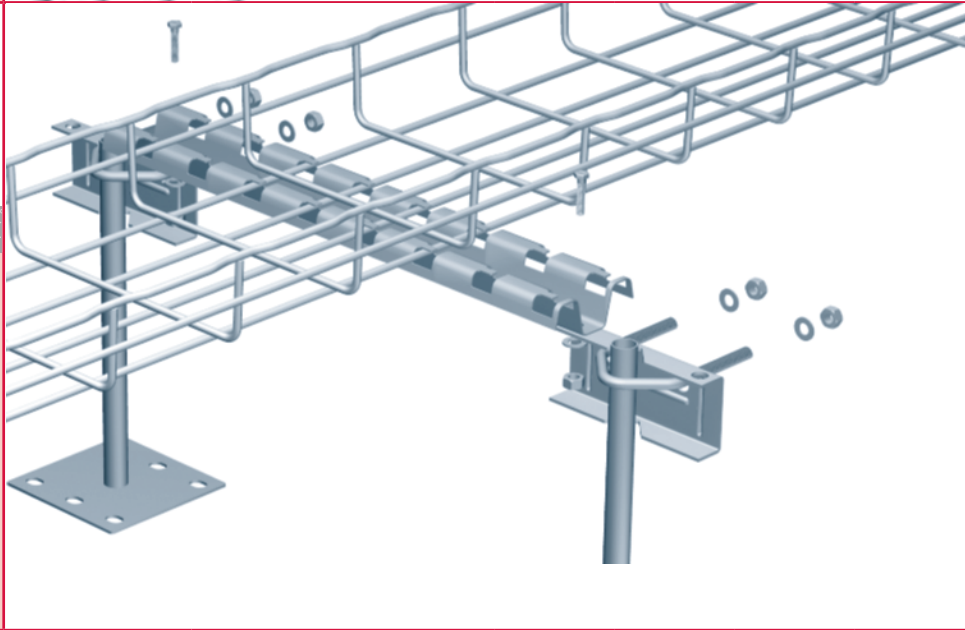
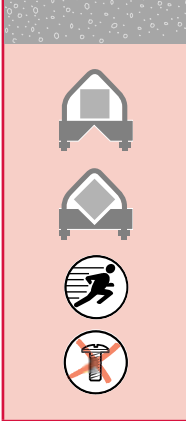
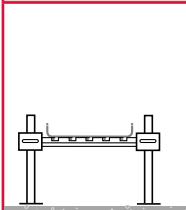
UC 50 	UC 50	\downarrow F_L daN 12	GS 586 040	GC 586 043	304L 586 048	316L 586 044



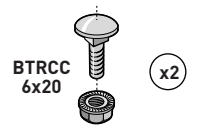
UFC **CF30 - CF54 - CF105 - CF150** **100 → 900 mm**



FASLOT
FAST ASSEMBLING SYSTEM



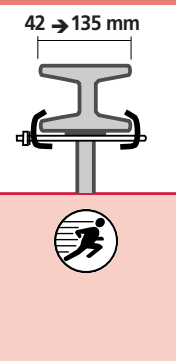
FASLOT
FAST ASSEMBLING SYSTEM



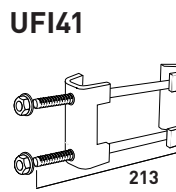
→ 114

UFC		UFC	L mm	F daN	GS	GC	304L	316L
	(mm)		-	-	559 220	-	-	-
CSN		CSN 100	178	130	556 100	556 103	556 108	556 104
		CSN 150	228	110	556 110	556 113	556 118	556 114
		CSN 200	278	85	556 120	556 123	556 128	556 124
		CSN 300	378	73	556 130	556 133	556 138	556 134
		CSN 400	478	56	556 140	556 143	-	-
		CSN 450	528	50	556 150	556 153	-	-
RCSN		RCSN 550	550	-	013 550	013 553	-	-
		RCSN 600	600	100	013 600	013 603	-	-
		RCSN 700	700	100	013 700	-	-	-
		RCSN 1000	1000	-	013 010	013 013	-	013 014
		RCSN 2000	2000	-	013 020	013 023	013 028	013 024
		RCSN 3000	3000	-	013 030	013 033	013 038	013 034

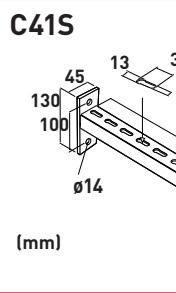
UFI 41 CF30 - CF150 50 → 600 mm



42 → 98 mm = 80 daN.m
106 → 135 mm = 70 daN.m

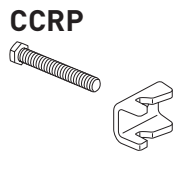
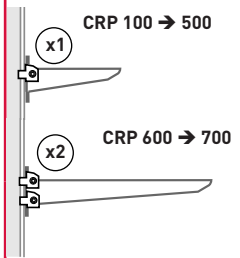

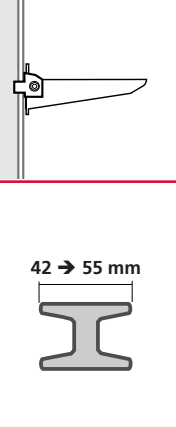


UFI41	L mm	H mm	 daN.m	GS	GC	304L	316L
UFI41	-	-	70/80	-	595 353	-	-

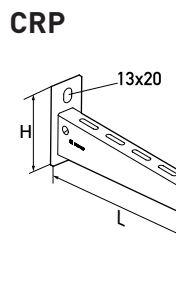


C41S	L mm	H mm	 daN	GS	GC	304L	316L
C41S150	150	130	500	-	595 013	-	595 014
C41S200	200	130	450	-	595 023	-	595 024
C41S300	300	130	340	-	595 033	-	595 034
C41S400	400	130	270	-	595 043	-	595 044
C41S500	500	130	270	-	595 053	-	595 054
C41S600	600	130	220	-	595 063	-	595 064

CCRP CF30 - CF150 50 → 600 mm

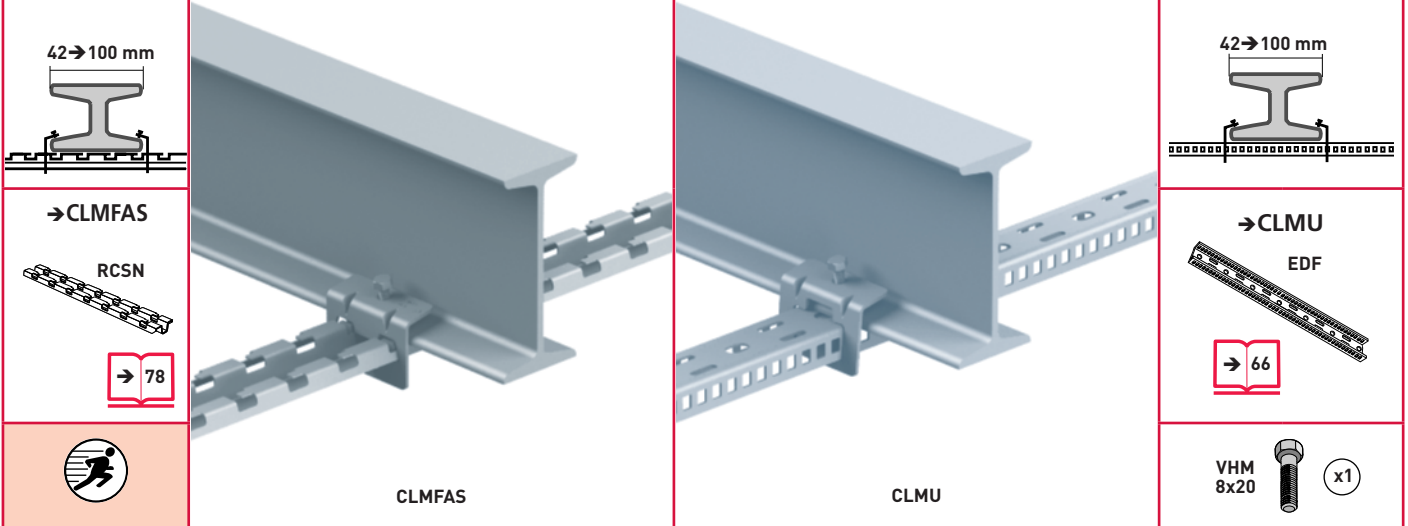


CCRP	L mm	H mm	 daN	GS	ZnL	304L	316L
CCRP	-	-	-	-	557 203	-	-



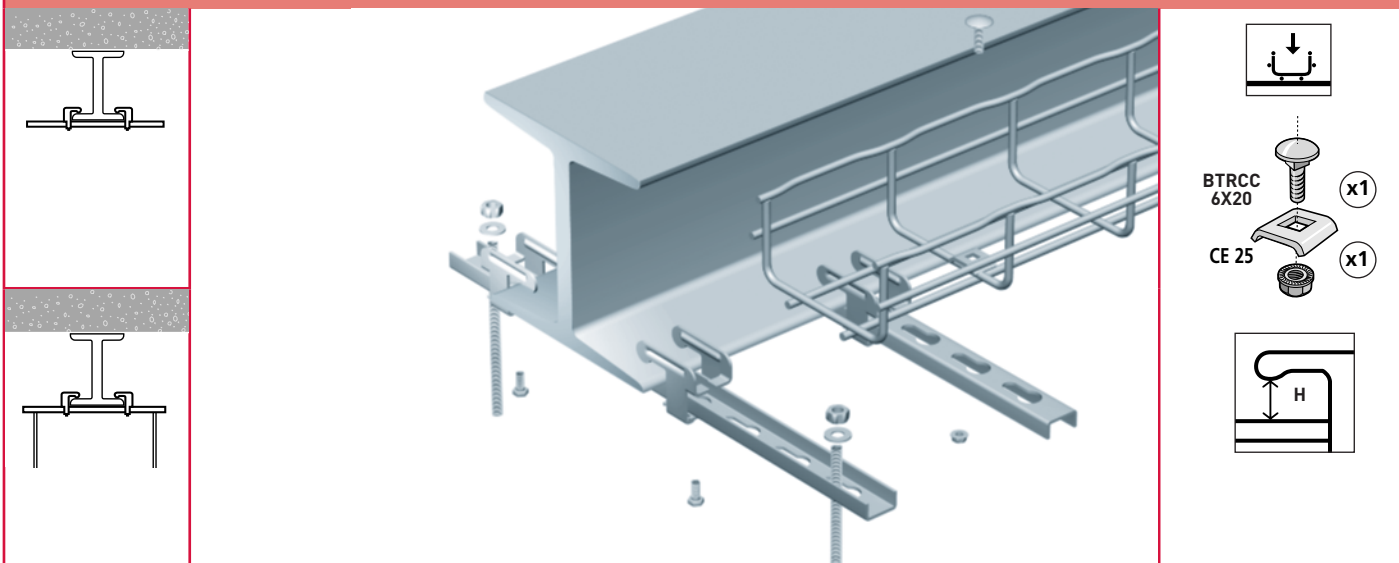
CRP	L mm	H mm	 daN	GS	GC	304L	316L
CRP 100	119	93	70	-	557 213	-	-
CRP 200	219	103	170	-	557 233	-	-
CRP 300	319	111	270	-	557 243	-	-
CRP 400	419	121	210	-	557 253	-	-
CRP 500	519	128	190	-	557 263	-	-
CRP 600	619	138	170	-	557 273	-	-
CRP 700	719	145	200	-	557 383	-	-

CLMFAS - CLMU CF30 - CF54 - CF105 50 → 600 mm



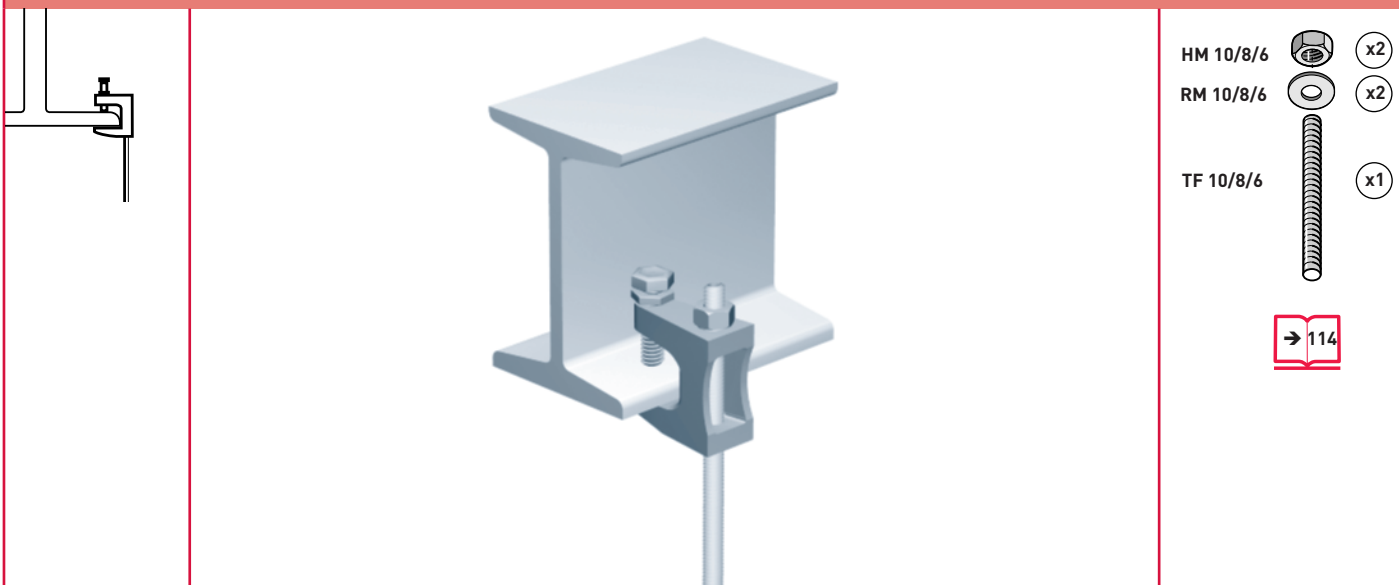
<p>CLMFAS</p>	<p>CLMFAS</p>	<p>daN.m</p> <p>18</p>	<p>GS</p> <p>559 280</p>	<p>HR</p> <p>559 287</p>	<p>304L</p> <p>-</p>	<p>316L</p> <p>559 284</p>
<p>CLMU</p> <p>(mm)</p>	<p>CLMU</p>	<p>15</p>	<p>559 090</p>	<p>559 097</p>	<p>-</p>	<p>-</p>

EF CF30 - CF54 100 → 300 mm

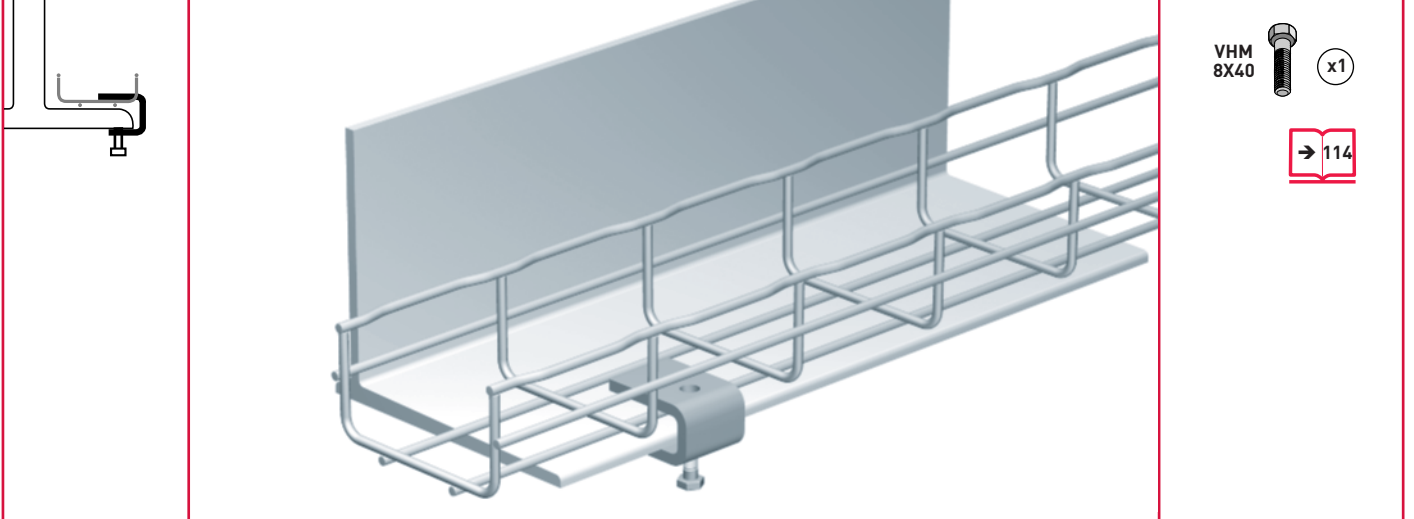
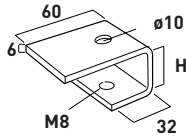


EF (mm)	EF 11/400 EF 15/600	L mm 400 600	H mm 1 → 11 1 → 15	 daN.m 3,5 5,5	EZ 559 201 559 211	GC - -	304L - -	316L - -
-----------------------	------------------------	------------------------------	------------------------------------	-------------------------	---------------------------------	---------------------	-----------------------	-----------------------

PA23 CF30 → CF150 100 → 600 mm



PA23 (mm)	PA23	F daN 1000	EZ 350 580	GC -	304L -	316L -
-------------------------	------	-------------------------	----------------------	----------------	------------------	------------------

ET20/ET30 **CF30 → CF150** **100 → 200 mm**

ET20/ET30


(mm)

 ET20
ET30

 H
mm

 20
30

 F
daN

 16
35

GS

-

GC


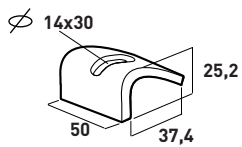
 559 033
559 043

304L

 -
-

316L

 -
-

CFU **CF30 → CF150** **50 → 900 mm**

CFU


(mm)

CFU

 F
daN

850

GS

-

GC

559 063

304L


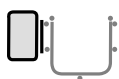
-

316L

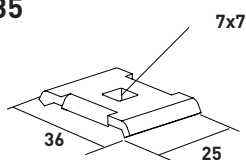
559 064



CE 35 **CF54 - CF105 - CF150** 50 → 900 mm



CE 35



(mm)

CE 35

GS

558 180

HR

558 187

304L

-

316L

558 184

SBDN - SUBD **CF30 → CF150** 50 → 900 mm

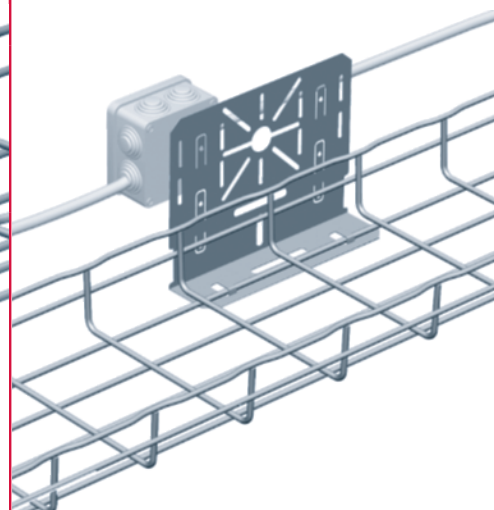
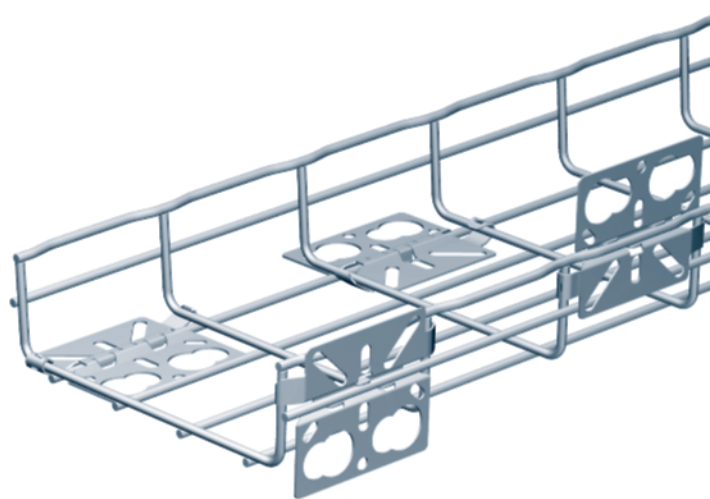
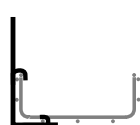
SBDN



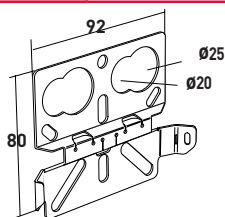
SBDN

SUBD

SUBD



SBDN



(mm)

SBDN

GS

350 575

HR

350 576

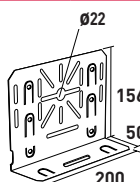
304L

-

316L

350 577

SUBD



(mm)

SUBD


350 588

-

-

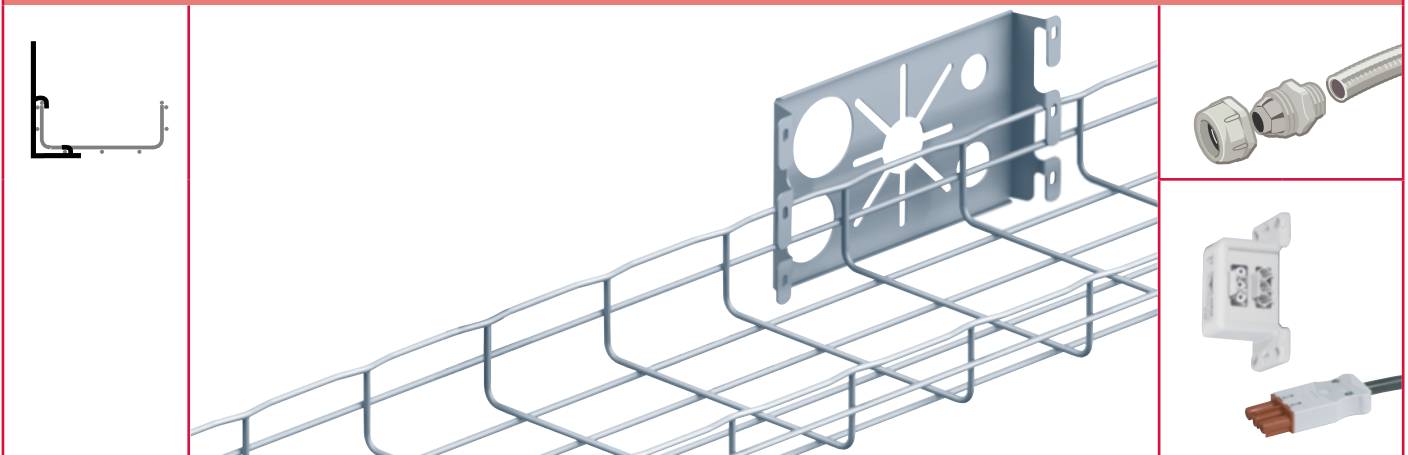
-

CM 50 - CM50XL - CAT 40 **CF30** → **CF150** **50** → **900 mm**



<p>CM 50</p> <p>(mm)</p>	<p>CM 50</p>	<p>GS</p> <p>586 060</p>	<p>HR</p> <p>586 063</p>	<p>304L</p> <p>586 068</p>	<p>316L</p> <p>586 064</p>
<p>CM 50XL</p> <p>(mm)</p>	<p>CM 50XL</p>	<p>586 130</p>	<p>586 133</p>	<p>586 138</p>	<p>586 134</p>
<p>CAT 40</p> <p>(mm)</p>	<p>CAT 40</p>	<p>586 190</p>	<p>586 197</p>	<p>-</p>	<p>586 194</p>

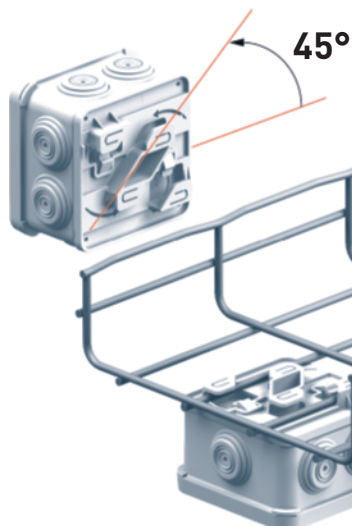
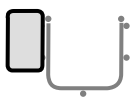
CM50XXL **CF30** → **CF150** **50** → **900 mm**



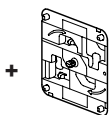
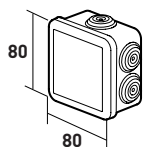
<p>CM50XXL</p> <p>(mm)</p>	<p>CM50XXL</p>	<p> daN</p> <p>25</p>	<p>GS</p> <p>586 250</p>	<p>ZnL</p> <p>586 257</p>	<p>304L</p> <p>-</p>	<p>316L</p> <p>-</p>
-----------------------------------	-----------------------	------------------------------	---------------------------------	----------------------------------	-----------------------------	-----------------------------



KIT BP80 FIL / IBP 80 \downarrow CF30 \rightarrow CF150 \rightarrow 50 \rightarrow 900 mm



KIT BP80 FIL / IBP 80



IP 55 - IK07 - 650°C

KIT BP80 FIL / IBP 80

PLAST.

350 537

HR

-

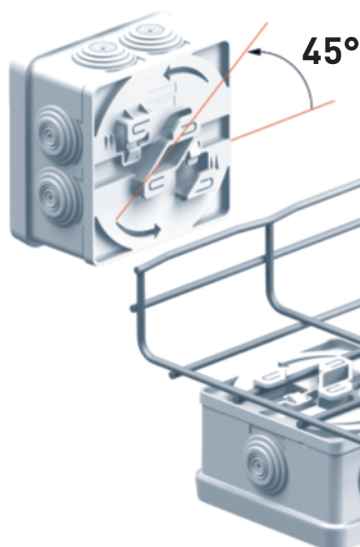
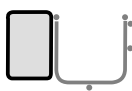
304L

-

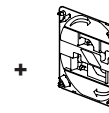
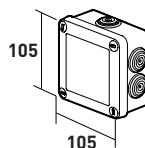
316L

-

KIT BP105 FIL / IBP 105 \downarrow CF30 \rightarrow CF150 \rightarrow 50 \rightarrow 900 mm



KIT BP105 FIL / IBP 105



IP 55 - IK07 - 650°C

KIT BP105 FIL / IBP 105

PLAST.

350 538

HR

-

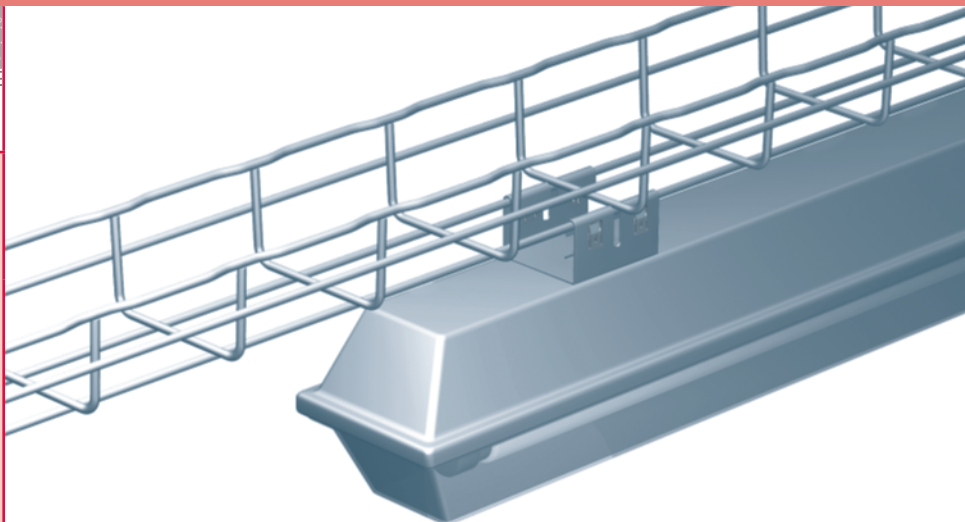
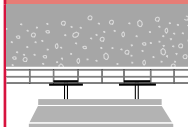
304L

-

316L

-

SL50 - SL100 \updownarrow CF30 \rightarrow CF150 \leftrightarrow 50 \rightarrow 900 mm

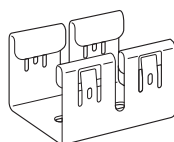
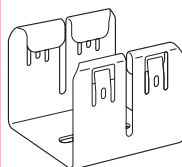


SL50
 \updownarrow CF30 - CF54
 \leftrightarrow 50 mm

SL100
 \updownarrow CF30 \rightarrow CF105
 \leftrightarrow 100 \rightarrow 600 mm

SL50

SL100



SL50
 SL100

\downarrow
 daN

50
 50

GS

585 180
 585 190

HR

-
 -

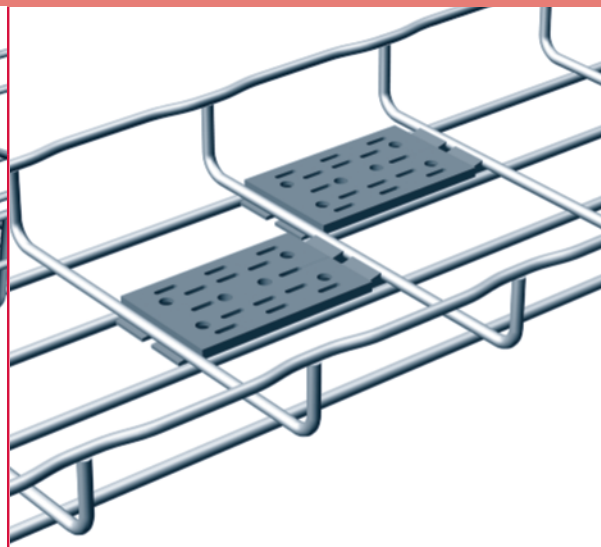
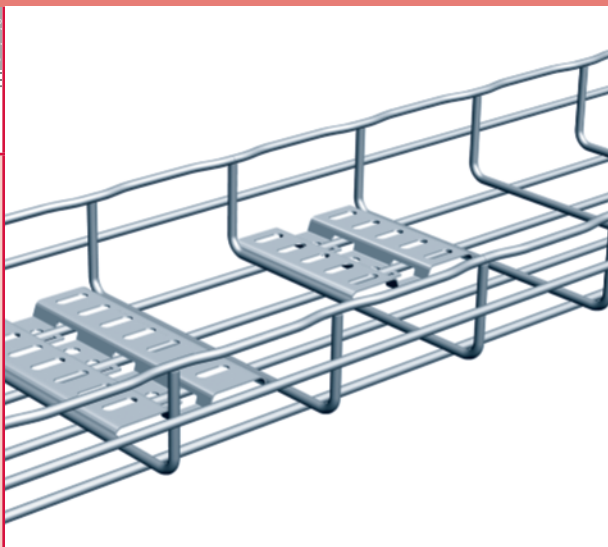
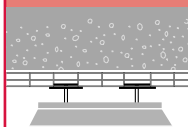
304L

-
 -

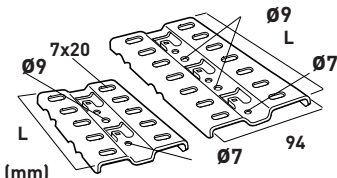
316L

-
 -

MFM - MFPOLYA \updownarrow CF30 \rightarrow CF150 \leftrightarrow 100 \rightarrow 900 mm



MFM



MFM 100
 MFM 150

\downarrow
 mm

100
 150

GS

585 140
 585 150

HR

585 143
 585 153

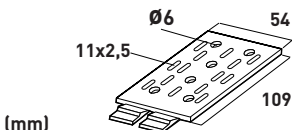
304L

-
 -

316L

585 144
 585 154

MFPOLYA



MFPOLYA

-

Polyamid
 585 145

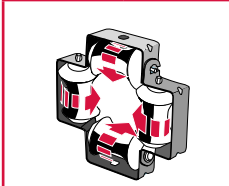
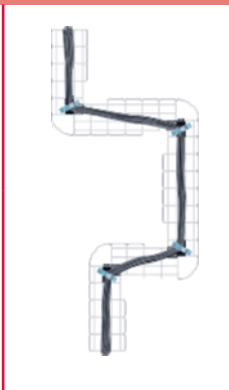

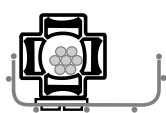
-

-

-



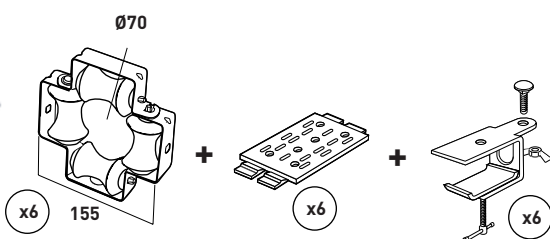
FAS ROLLER \downarrow \uparrow CF30 \rightarrow CF150 \curvearrowright 50 \rightarrow 900 mm



FAS ROLLER


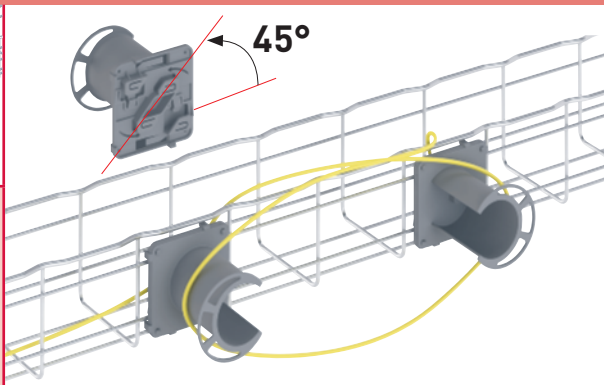
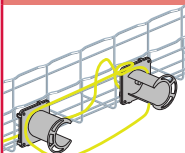


(mm)



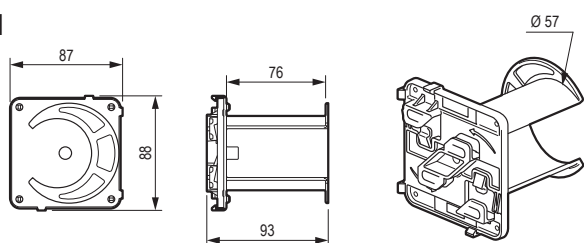
GS	GC	304L	316L
011 100	-	-	-

TOH \downarrow \uparrow CF30 \rightarrow CF150 \curvearrowright 100 \rightarrow 900 mm



TOH

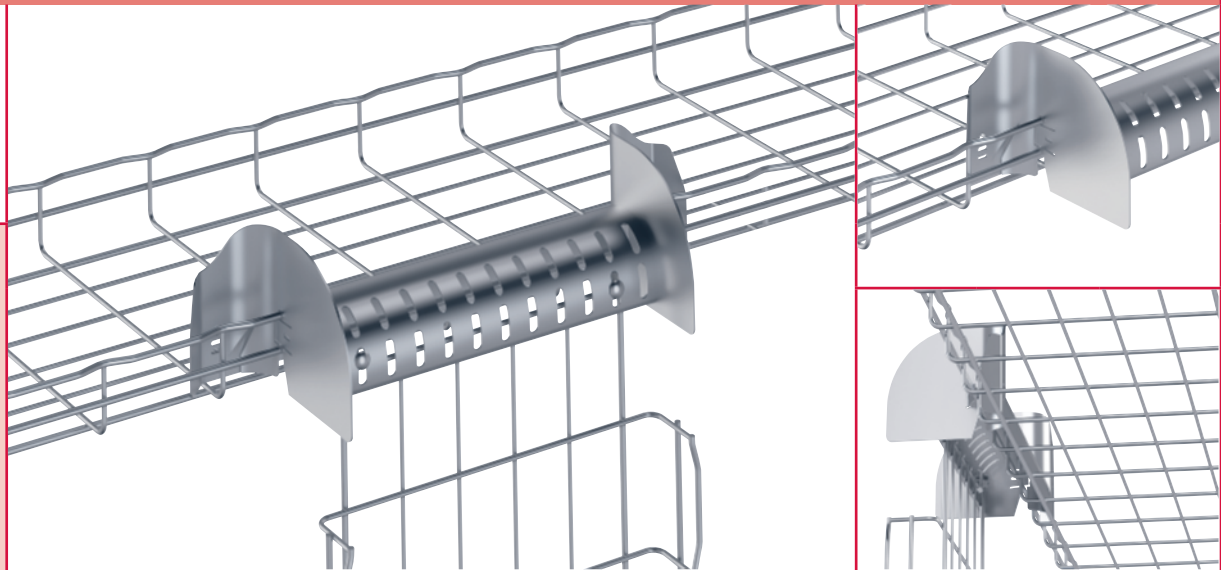
(mm)



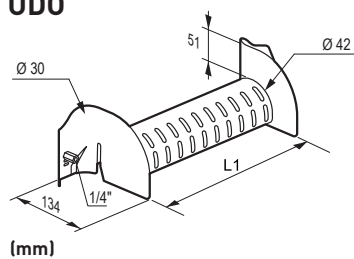
TOH

PLAST.	GC	304L	316L
944 707	-	-	-

UDO CF30 → CF150 100 → 900 mm

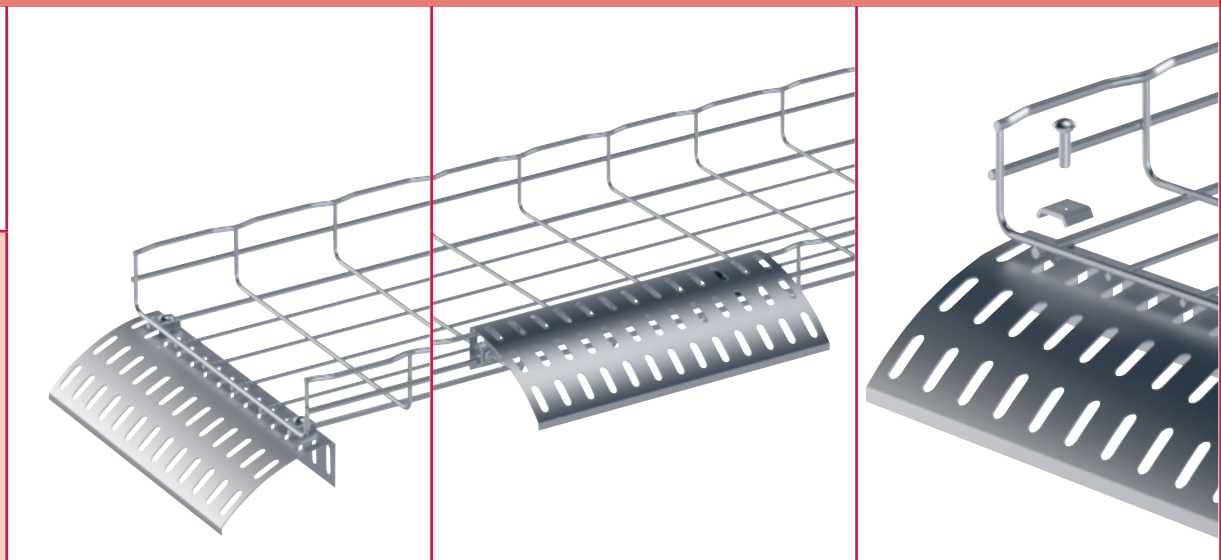


UDO

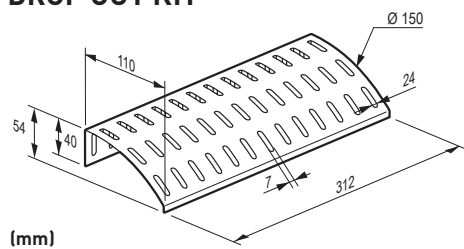


	L1 mm	L2 mm		EZ	HR	BL	WH
UDO 8	200	350	1	944 917	-	944 975	945 104
UDO 12	300	450	1	944 918	-	944 976	945 105
UDO 18	450	600	1	944 919	-	944 977	-
UDO 24	600	750	1	944 920	-	944 978	-

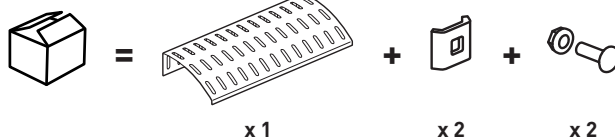
DROP OUT KIT CF30 → CF150 100 → 900 mm



DROP OUT KIT

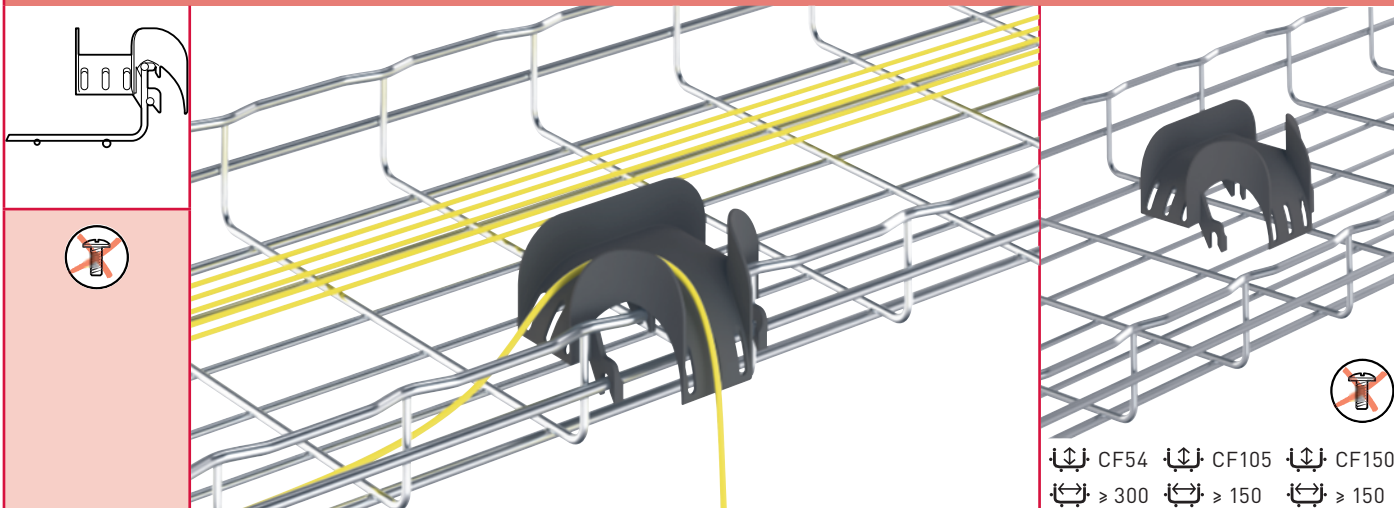


DROPOUTKIT	L mm		GS	HR	BL	WH
	350	1	942 895	-	942 896	944 613



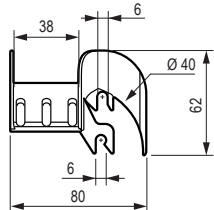
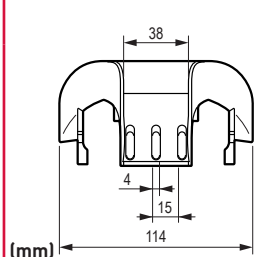


OTDO FAS \updownarrow CF54 \rightarrow CF150 \leftrightarrow 100 \rightarrow 900 mm



\updownarrow CF54 \updownarrow CF105 \updownarrow CF150
 \leftrightarrow \geq 300 \leftrightarrow \geq 150 \leftrightarrow \geq 150

OTDO FAS



OTDO FAS



1

Plast
944 779

HR

304L

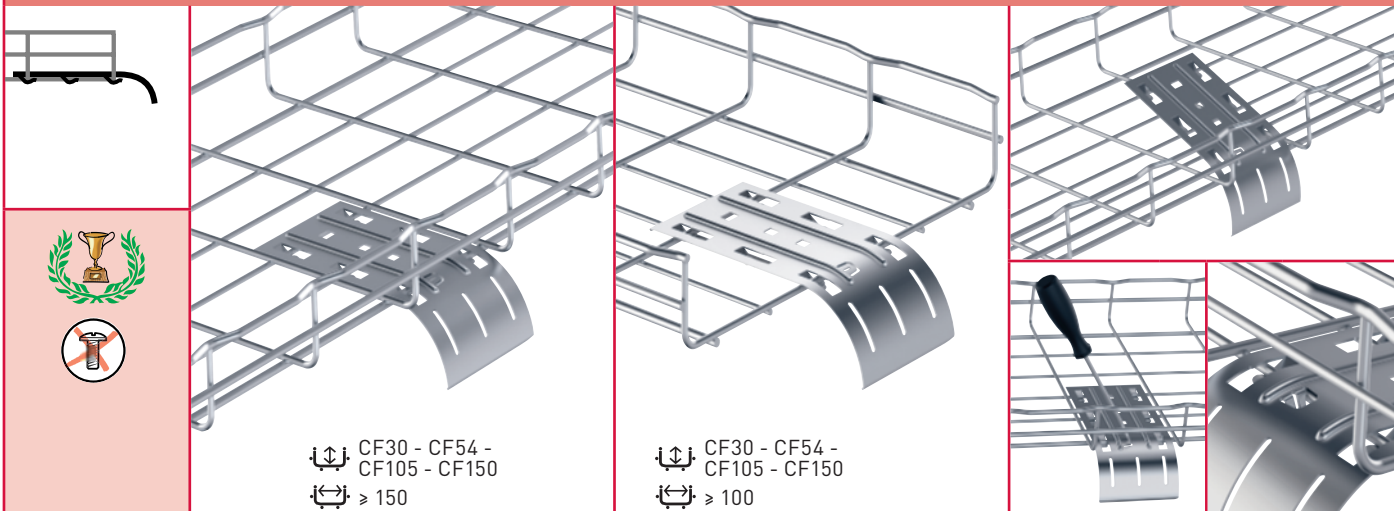
316L

-

-

-

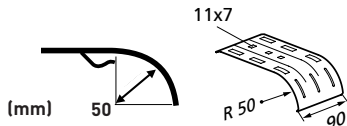
DEV 100 \updownarrow CF30 \rightarrow CF150 \leftrightarrow 100 \rightarrow 900 mm



\updownarrow CF30 - CF54 -
CF105 - CF150
 \leftrightarrow \geq 150

\updownarrow CF30 - CF54 -
CF105 - CF150
 \leftrightarrow \geq 100

DEV 100



DEV 100 CABLEXIT

L
mm

-

GS

585 160

HR

585 167

304L

-


316L

585 164

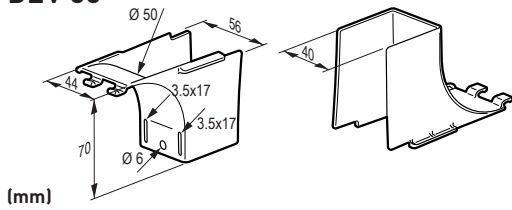
WH

943 120

DEV 50 CF30 → CF150 100 → 900 mm



DEV 50



DEV 50 CABLEXIT50

GS

HR

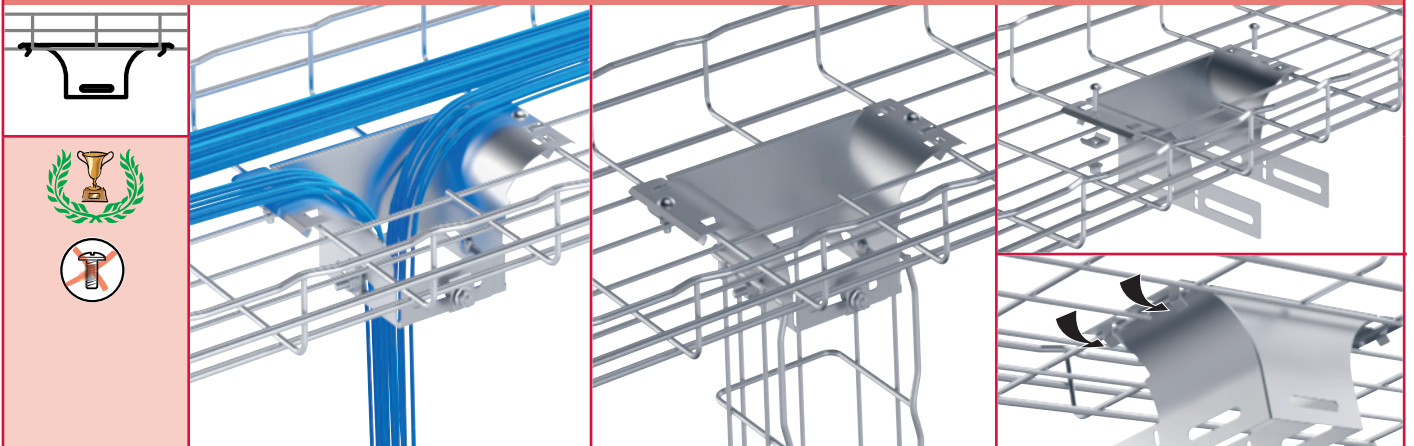
304L

316L

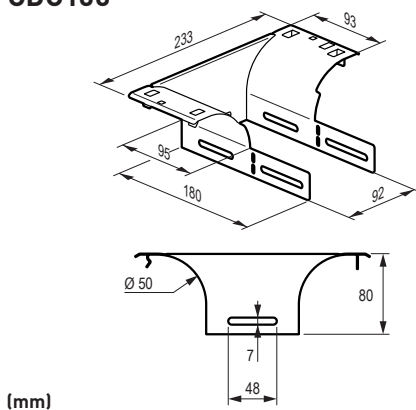
ABS

350 535

CD0100 CF30 → CF150 100 → 900 mm



CD0100



CD0100

EZ

HR

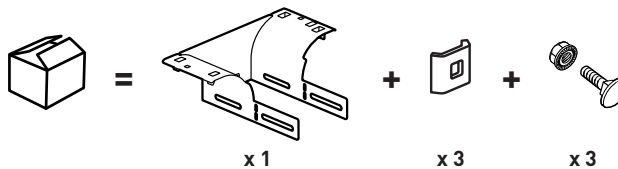
BL

WH

945 245


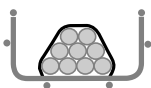
945 246

945 248






CABLOGRIP - FASTIE \updownarrow CF30 \rightarrow CF150 \leftrightarrow 100 \rightarrow 900 mm



CABLOGRIP



CABLOGRIP

$\frac{L}{\text{mm}}$

5000

PLAST.

559 677

HR

-

304L

-


316L

-

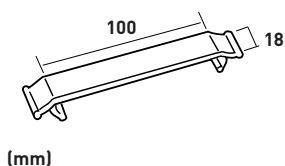
ABS

-

CLIP - PAINT SPRAY \updownarrow CF30 \rightarrow CF150 \leftrightarrow 50 \rightarrow 900 mm



CLIP



(mm)

CLIPJ
CLIPV
CLIPB
CLIPO
CLIPG
CLIPP
CLIPR
CLIPW



50
50
50
50
50
50
50
50

\downarrow FL
daN

-
-
-
-
-
-
-
-

PLAST.

559 157
559 167
559 177
559 147
559 197
559 117
559 187
559 137

GC

-
-
-
-
-
-
-
-


304L

-
-
-
-
-
-
-
-

316L

-
-
-
-
-
-
-
-

TOUCH-UP PAINT SPRAY



Touch-up paint spray

1

-

EZ+

559 617

GC

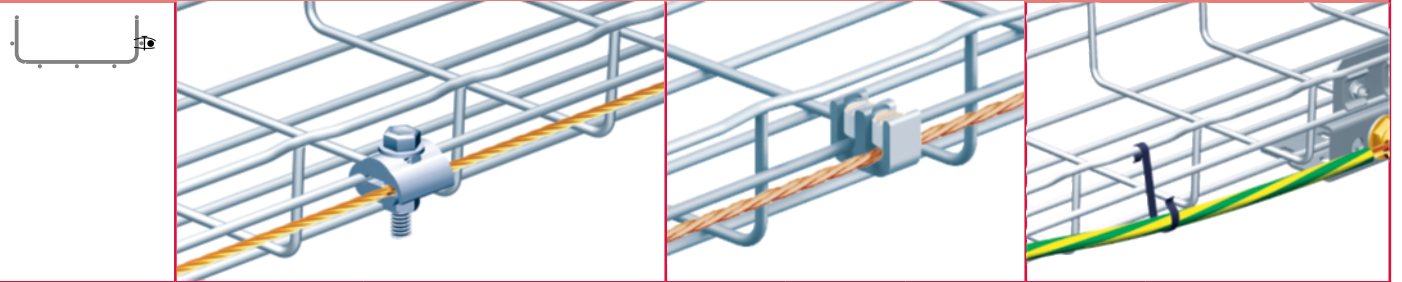
559 717

HR

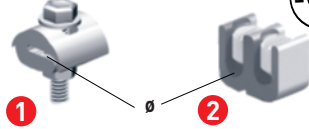
559 717

-

GRIFEQUIP \updownarrow CF30 - CF54 - CF105 \leftrightarrow 50 \rightarrow 900 mm



GRIFEQUIP



- 1 GRIFEQUIP
- 2 GRIFEQUIP 2

SCMT



(mm)

SCMT



9 \rightarrow 35
6 \rightarrow 35

AL

585 327
585 427

GC

-
-

304L

-
-

316L

-
-



100

GS

585 080

GC

-

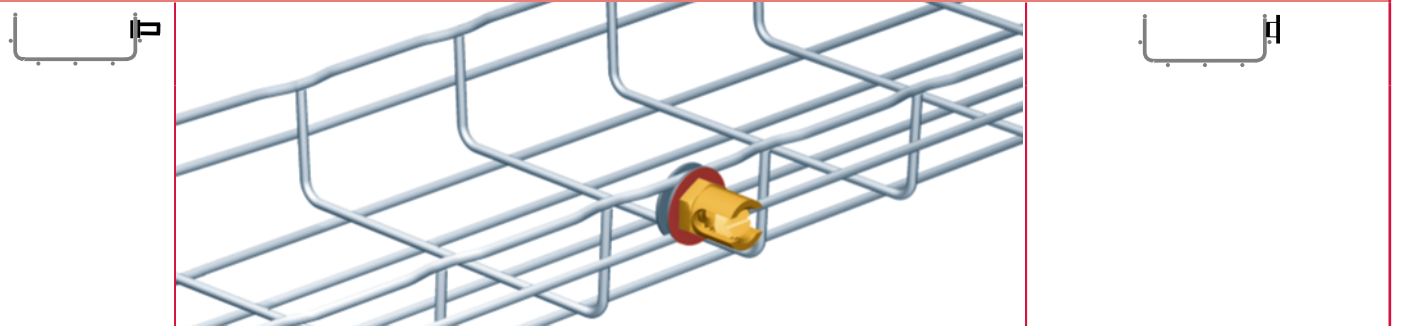
304L

-

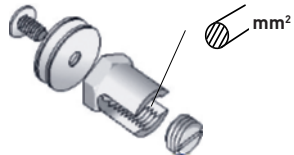
316L

-

BLF \updownarrow CF30 \rightarrow CF150 \leftrightarrow 50 \rightarrow 900 mm



BLF



- BLF 6/16
- BLF 6/35
- BLF 6/50



\rightarrow 16
 \rightarrow 35
 \rightarrow 50

CU

585 387
585 397
585 407

GC

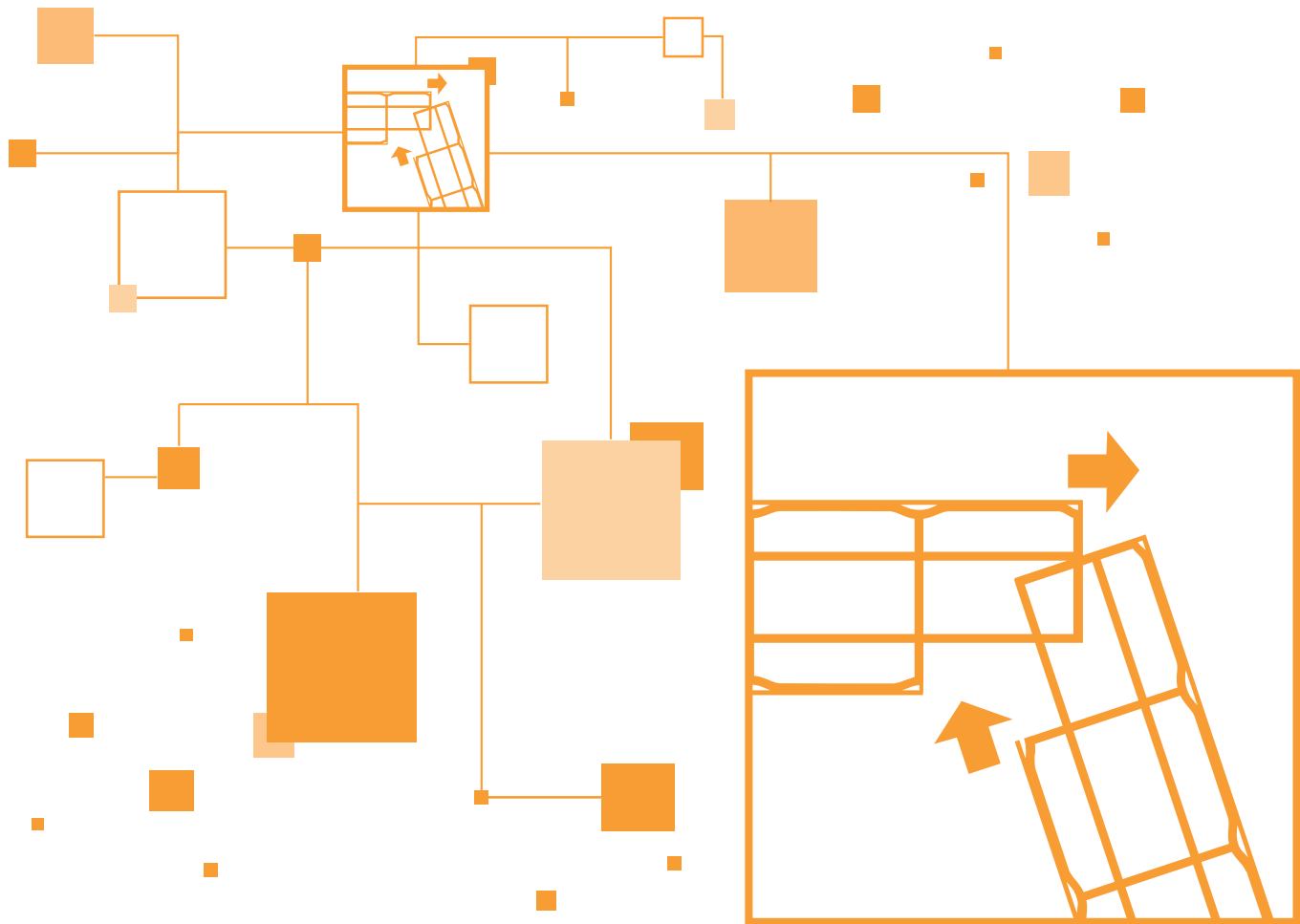
-
-
-

304L

-
-
-

316L

-
-
-



Cable tray installation

Instalación de las bandejas

Bearbeitung

Mise en œuvre

Установка кабельных лотков;

安装

ケーブルトレイの設置

إجراء التركيب

Montaż tras kablowych

Instalace kabelových lávek

Inštalácia káblových lávok


Punere in opera

Kábelpálya szerelés

Izvršitev dela

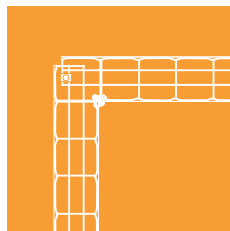
Primjena

Изпълнение



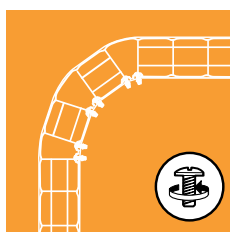
98

HOW TO CUT A CABLE TRAY
 CÓMO CORTAR UNA BANDEJA PORTACABLES
 WIE SCHNEIDET MAN EINE KABELBAHN ZU
 COMMENT COUPER UN CHEMIN DE CABLES
 КАК РЕЗАТЬ КАБЕЛЬНЫЙ ЛОТОК
 如何切割电缆桥架
 ケーブルトレイの切り方
 كيفية قطع سكة أسلاك
 JAK PRAWIDŁOWO CIAĆ DRUT
 JAK STRÍHAT KABELOVOU LAVKU
 AKO STRIHAŤ KÁBLOVÉ LÁVKY
 CUM SE TAIE PATUL DE CABLU
 A KABELPALYA VAGASA
 KAKO PREREZATI VODILO KABLOV
 KAKO PREREZATI PUT KABLOVA
 КАК ДА СЕ ПРЕКЪСНЕ КАБЕЛЕН КАНАЛ



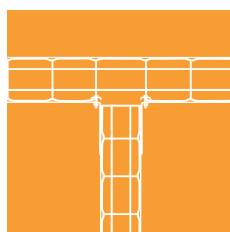
106

RIGHT ANGLE BENDS
 CURVAS DE ÁNGULO RECTO
 RECHTER WINKEL AUS 2 STÜCK
 COUDES À ANGLE DROIT
 ИЗГИБ ПОД ПРЯМЫМ УГЛОМ
 直角弯头
 直角部部品
 أكواع بزواوية قائمة
 ŁUKI O KĄCIE PROSTYM
 PRAVOUHLY OHYB
 PRAVOUHLY OHYB
 ŽNDOIRE ŽN UNGHI DREPT
 DERÉKSZÖGŰ ÍVEK
 KRIVINE S PRAVIM KOTOM
 KOLJENA PRAVOG KUTA
 КОЛЯНО НА ПРАВ ЪГЪЛ



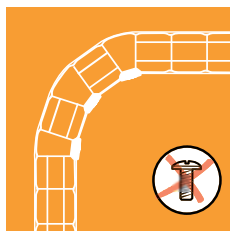
100

LARGE RADIUS BENDS
 CURVAS DE GRAN RADIO DE CURVATURA
 BÖGEN MIT GROßEM RADIUS
 COUDES À GRAND RAYON AVEC VISSERIE
 БОЛЬШОЙ РАДИУС ИЗГИБА
 带螺丝大半径弯头
 ネジ使用大半径屈曲部部品
 أكواع كبيرة الشعاع مع مجموعة براغي
 ŁUKI O DUŻYM PROMIENIU
 OHYBY O VELKÉM POLOMĚRU
 OHYBY S VELKÝM POLOMĚROM
 RAZA MARE DE ŽNDOIRE
 NAGY ÍVEK
 KRIVINE VELIKEGA RADIJA Z VIJAKI
 KOLJENA VELIKOG RADIJUSA S VUČICIMA
 КОЛЯНО С ГОЛЯМ РАДИУС С ВИНТОВЕ



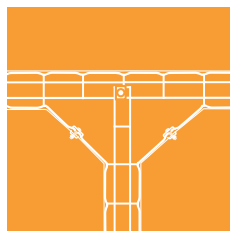
108

T OR CROSS AT RIGHT ANGLES
 T O CRUZ DE ÁNGULOS RECTOS
 RECHTWINKLIGE KREUZUNGEN ODER TSTÜCKE
 T OU CROIX À ANGLES DROITS
 T – ОБРАЗНЫЙ ОТВОД ИЛИ ПЕРЕСЕЧЕНИЕ ПОД ПРЯМЫМ УГЛОМ
 T 型小半径三通
 直角 T 型接続部品
 أي صليبان بزوايا قائمة T
 POŁĄCZENIE W KSZTAŁCIE T LUB KRZYŻA (KĄT PROSTY)
 T A KŘIŽENÍ V PRAVÉM ÚHLU
 T A KRÍŽENIE V PRAVOM ÚHLE
 T SAU CRUCE IN UNGHI DREPT
 DERÉKSZÖGŰ KERESZTEZÉDESEK ÉS T IDOMOK
 T ALI KRIŽ S PRAVIMI KOTI
 T ILI KRIŽ PRAVIH KUTOVA
 “T” ИЛИ КРЪСТ НА ПРАВ ЪГЪЛ




102

LARGE RADIUS BENDS
 CURVAS DE GRAN RADIO DE CURVATURA
 BÖGEN MIT GROßEM RADIUS
 COUDES À GRAND RAYON SANS VISSERIE
 БОЛЬШОЙ РАДИУС ИЗГИБА
 不带螺丝大半径弯头
 ネジなし大半径屈曲部部品
 أكواع كبيرة الشعاع دون مجموعة براغي
 ŁUKI O DUŻYM PROMIENIU
 OHYBY O VELKÉM POLOMĚRU
 OHYBY S VELKÝM POLOMĚROM
 RAZA MARE DE ŽNDOIRE
 KRIVINE VELIKEGA RADIJA BREZ VIJAKOV
 KOLJENA VELIKOG RADIJUSA BEZ VIJAKA
 КОЛЯНО С ГОЛЯМ РАДИУС БЕЗ ВИНТОВЕ



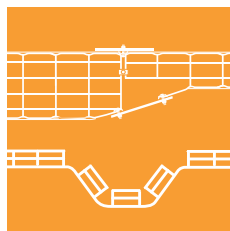
110

T OR CROSS WITH GUSSET
 T O CRUZ DE ÁNGULOS CORTADOS
 TABZWEIGE UND KREUZUNGEN MIT ZUGESCHNITTENEN ECKEN
 T OU CROIX À ANGLES COUPÉS
 T – ОБРАЗНЫЙ ОТВОД ИЛИ ПЕРЕСЕЧЕНИЕ С СОЕДИНИТЕЛЕМ
 T 型大半径三通
 T トラス型接続部品
 أي صليبان بزوايا مبتورة T
 POŁĄCZENIE W KSZTAŁCIE T LUB KRZYŻA (KĄT OSTRY)
 T NEBO KŘIŽOVÉ KUSY
 T ALEBO KRÍŽOVÉ KUSY
 T SAU CRUCE CU ÎMBINARE DUBLA
 KERESZTEZÉDESEK VAGY T IDOMOK SAROKKÖTÉSSEL
 T ALI KRIŽ Z ODREZANIMI KOTI
 T ILI KRIŽ ODREZANIH KUTOVA
 “T” ИЛИ КРЪСТ С ПРЕСЕЧЕНИ ЪГЛИ



104

SMALL RADIUS BENDS
 CURVAS DE PEQUEÑO RADIO
 BÖGEN MIT KLEINEM RADIUS
 COUDES À PETIT RAYON
 МАЛЕНЬКИЙ РАДИУС ИЗГИБА
 小半径弯头
 小半径屈曲部部品
 أكواع صغيرة الشعاع
 ŁUKI O MAŁYM PROMIENIU
 OHYBY O VELKÉM POLOMĚRU
 OHYBY S MAŁYM POLOMĚROM
 RAZA MICA DE ŽNDOIRE
 KIS ÍVEK
 KRIVINE MAJHNEGA RADIJA
 KOLJENA MAŁOG RADIJUSA
 КОЛЯНО С МАЛЪК РАДИУС

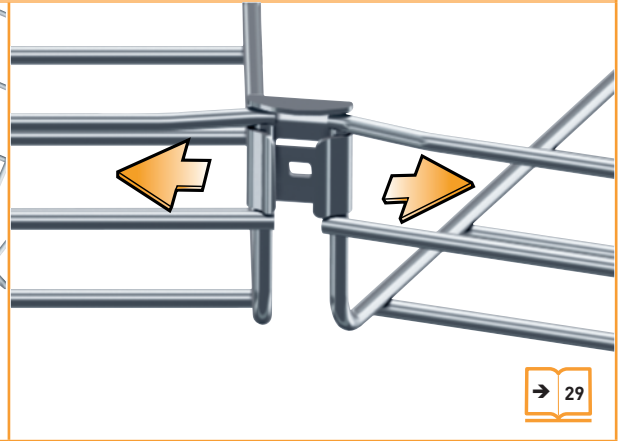



112

REDUCING SIZE, CHANGING LEVEL
 REDUCCIÓ DE SECCIÓ, CAMBIO DE NIVEL
 REDUZIERUNG, ETAGEN
 RÉDUCTION DE SECTION, CHANGEMENT DE PLAN
 УМЕНЬШЕНИЕ РАЗМЕРА, ИЗМЕНЕНИЕ УРОВНЯ
 变径，不同平面桥架之间的连接
 断面縮小部、高低差部
 تخفيض المقطع، تغيير المستوى
 ZMIANA PŁASZCZYZNY ORAZ REDUKCJA SZEROKOŚCI
 REDUKCE ŠÍRKY, ZMĚNA VÝŠKOVEJ ÚROVNĚ
 REDUKCIA ŠÍRKY, ZMENA VÝŠKOVEJ ÚROVNĚ
 REDUCERE DE SECȚIUNE, SCHIMBARE DE NIVEL
 SZŰKÍTÉSEK, SZINTELTELÁSOK
 ZMANJŠANJE VELIKOSTI, SPREMENBA VIŠINE
 SMANJENJE PRESJEKA, PROMJENA PLANA
 НАМАЛЯВАНЕ НА СЕЧЕНИЕТО, СМЯНА НА РАВНИНАТА

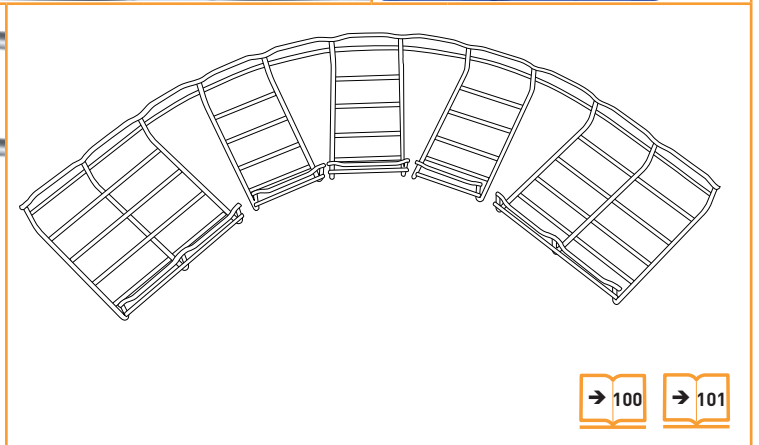
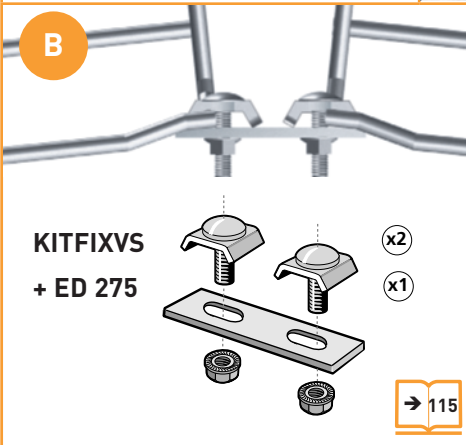
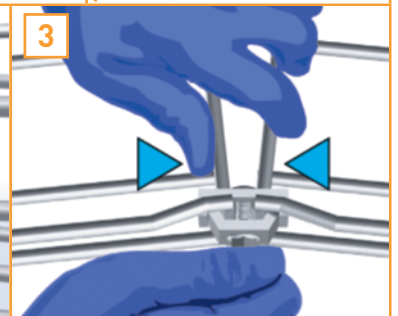
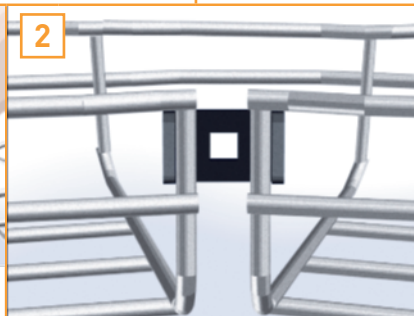
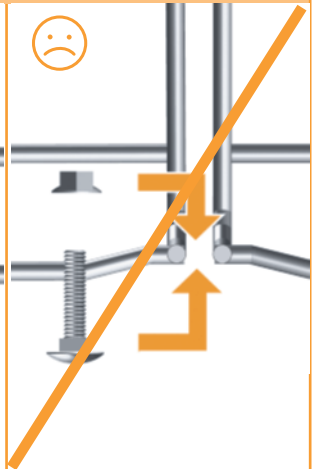
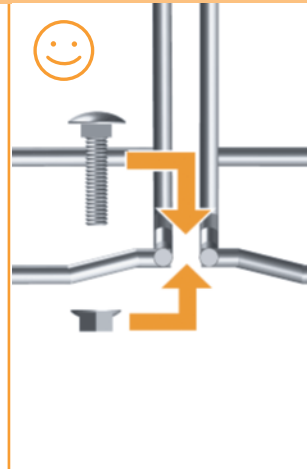
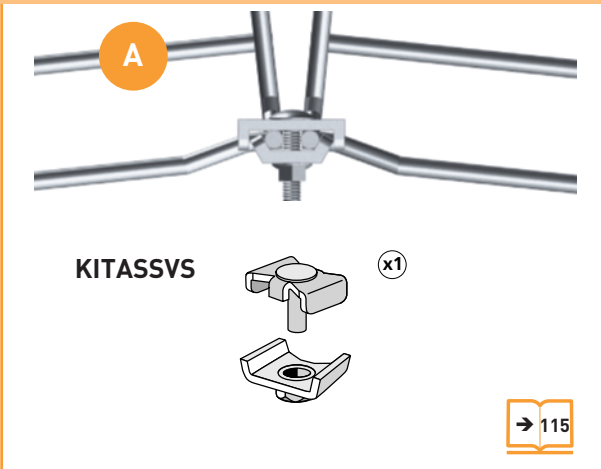
	L mm	KG Kg/1	
COUPFILGM	630	2,7	559 507

FASLOCK  100 → 900 mm



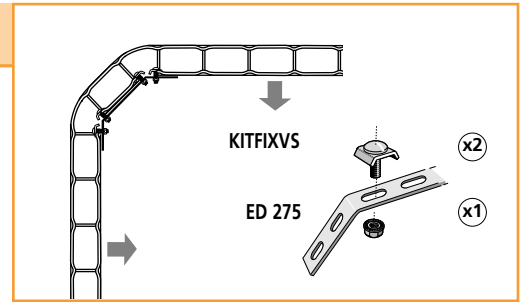
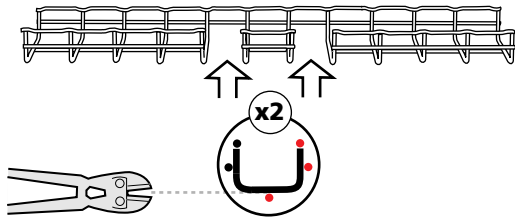
→ 29

CE25 / CE25VS / CE30 / CE30ES  50 → 900 mm

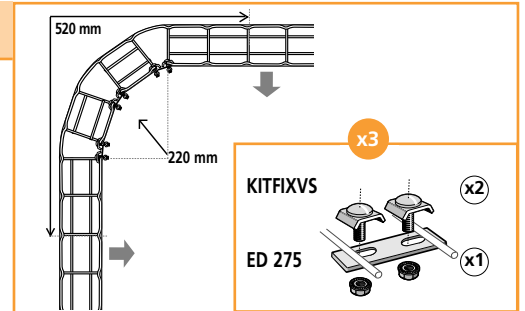
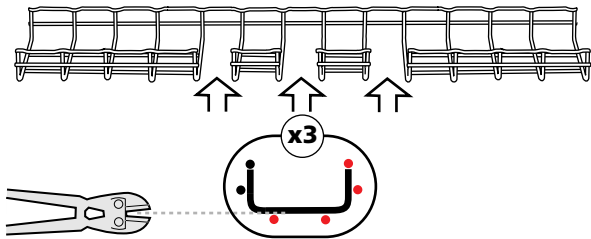




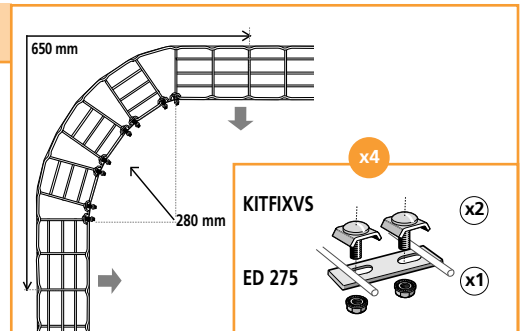
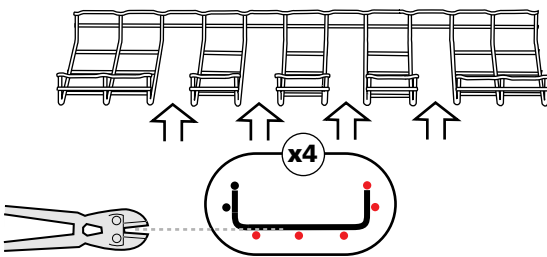
50 mm



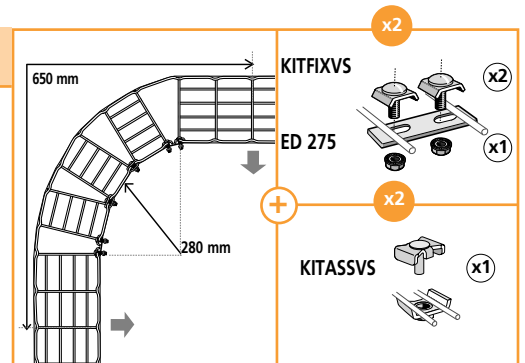
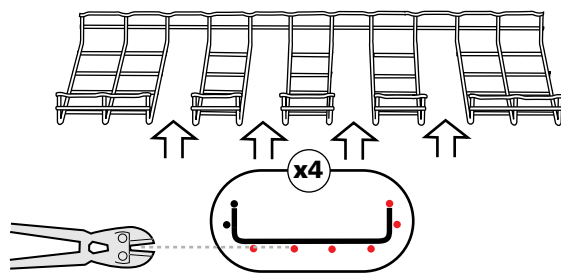
100 mm



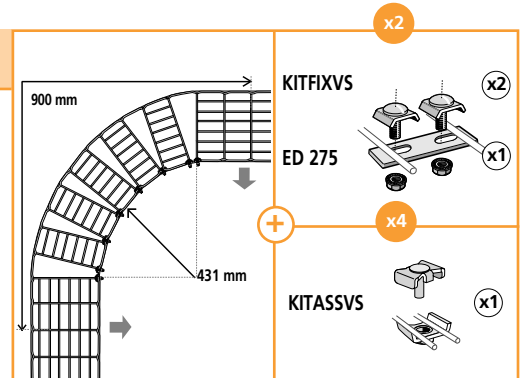
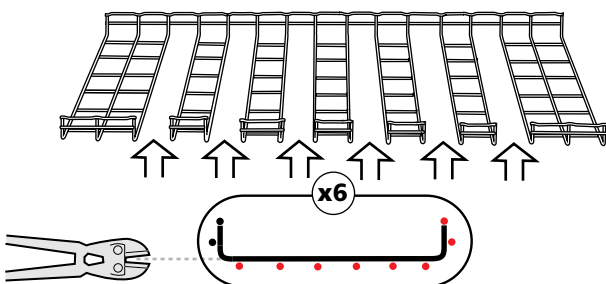
150 mm



200 mm

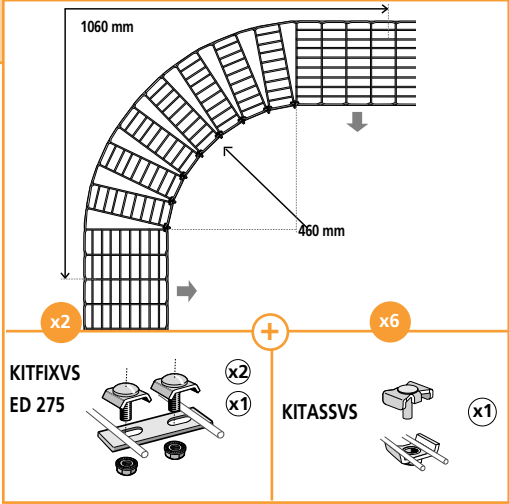
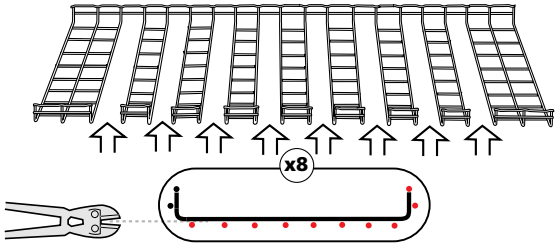


300 mm

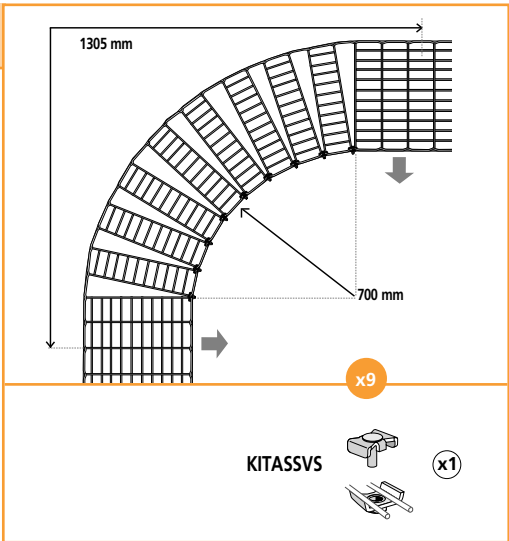
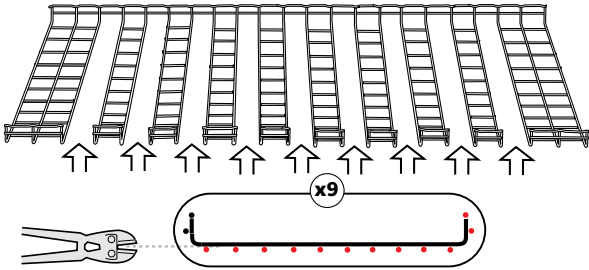




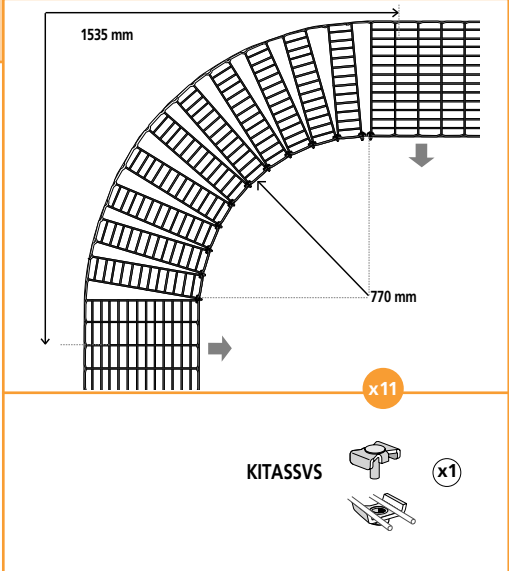
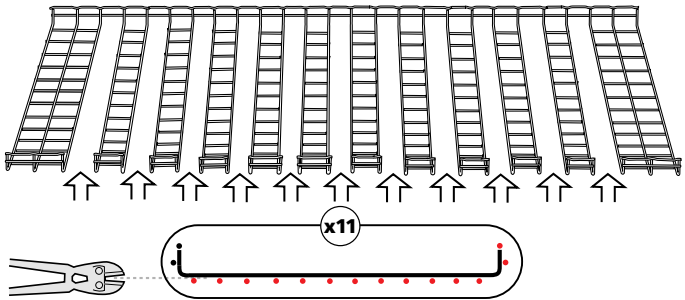
↔ 400 - 450 mm



↔ 500 mm

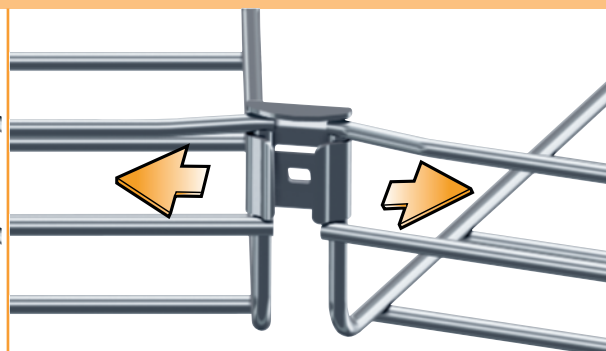
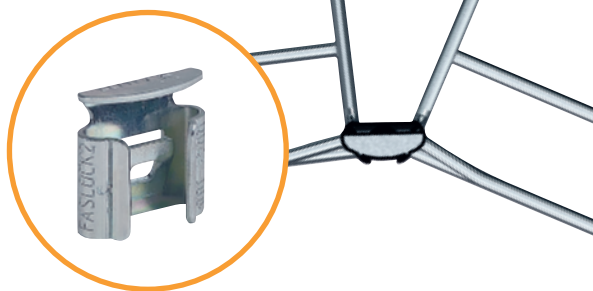


↔ 600 mm





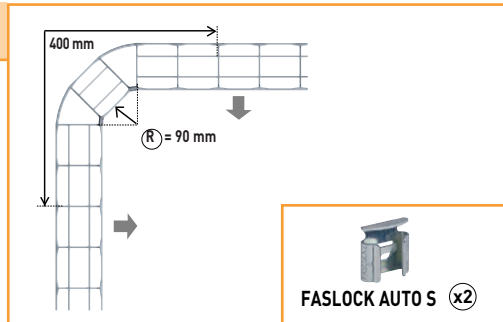
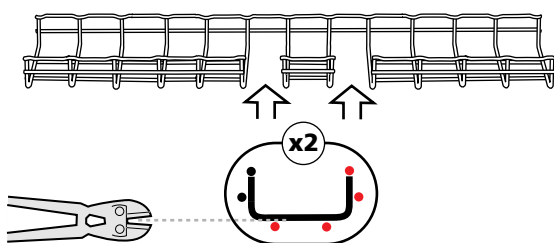
FASLOCK AUTO - CF30 - CF54 - CF105 - CF150



FASLOCK AUTO S = 100 -> 200 mm
FASLOCK AUTO XL = 300 -> 900 mm

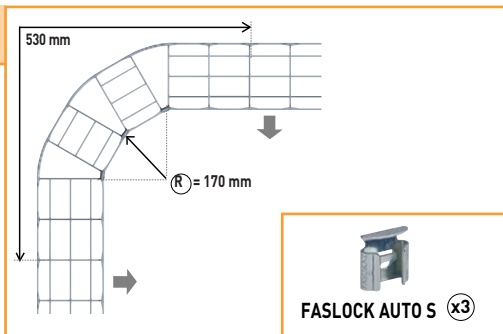
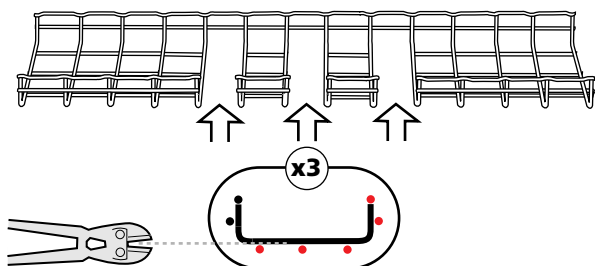


100 mm



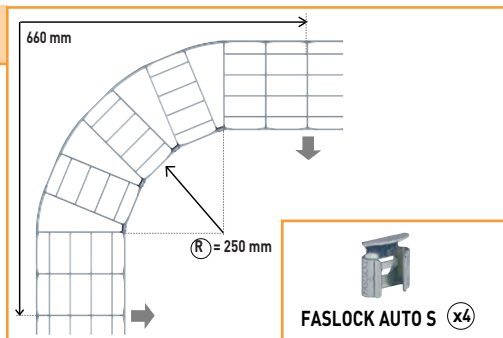
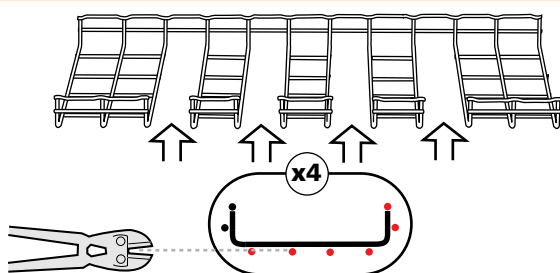
FASLOCK AUTO S (x2)

150 mm



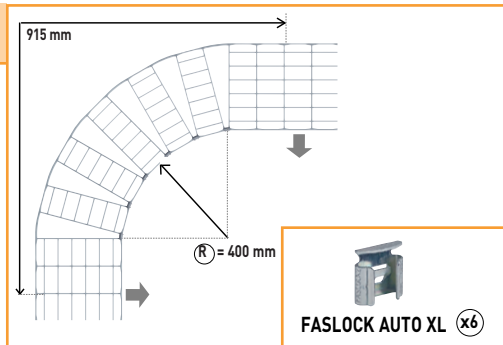
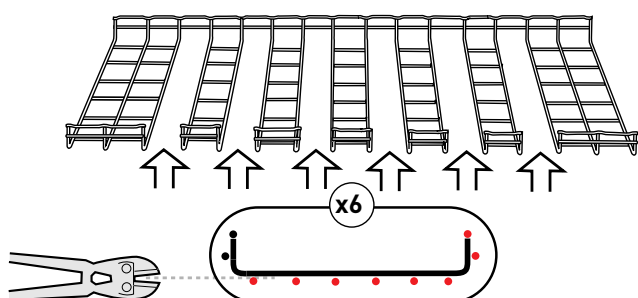
FASLOCK AUTO S (x3)

200 mm



FASLOCK AUTO S (x4)

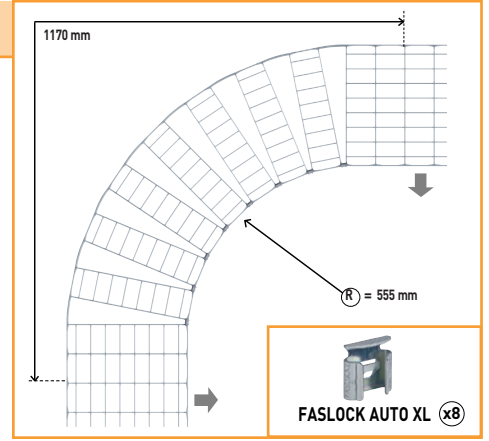
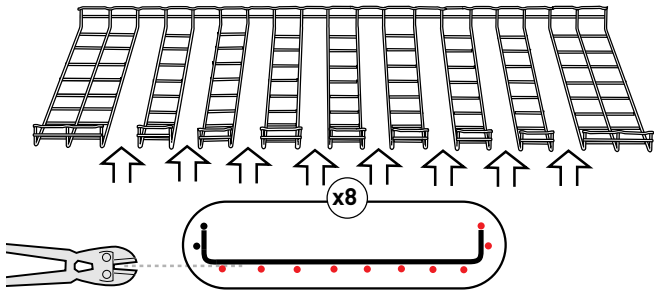
300 mm



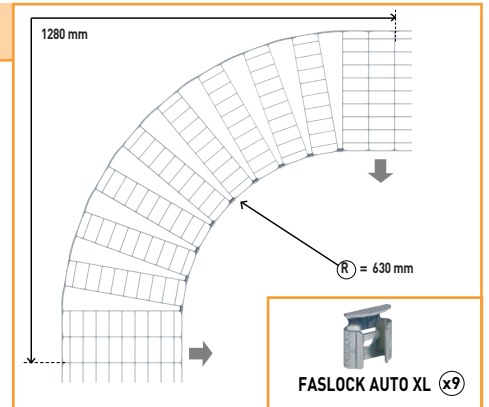
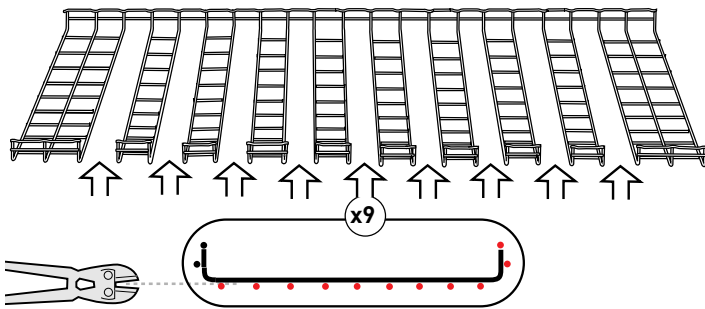
FASLOCK AUTO XL (x6)



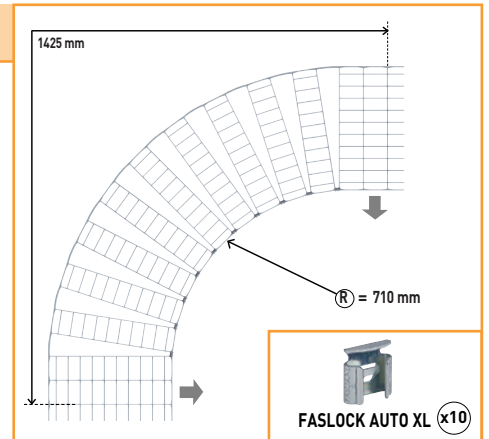
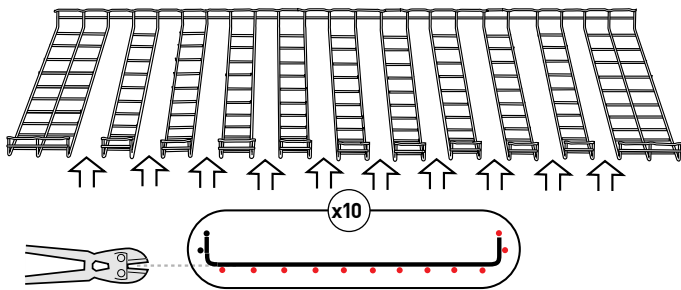
400 mm



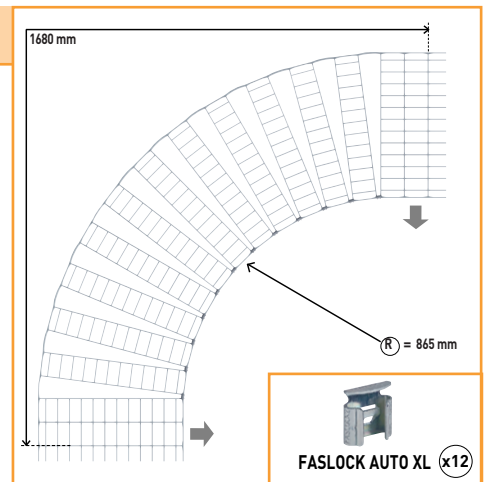
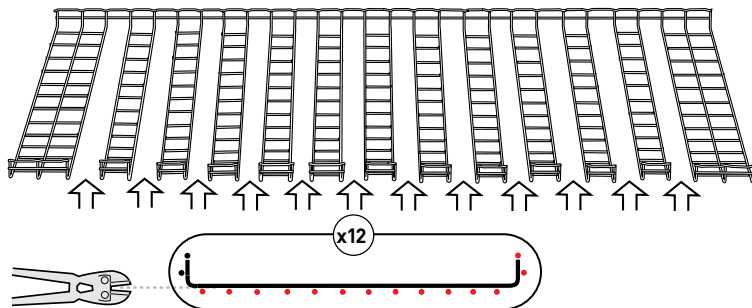
450 mm



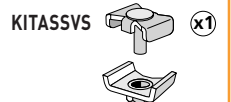
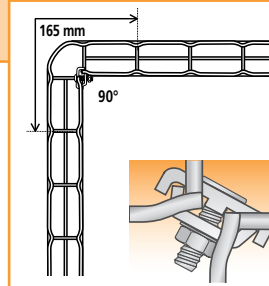
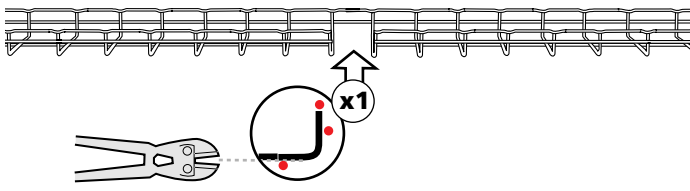
500 mm



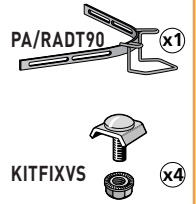
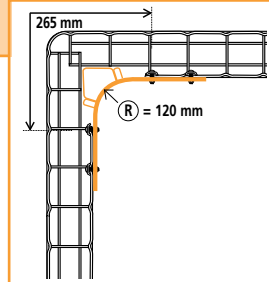
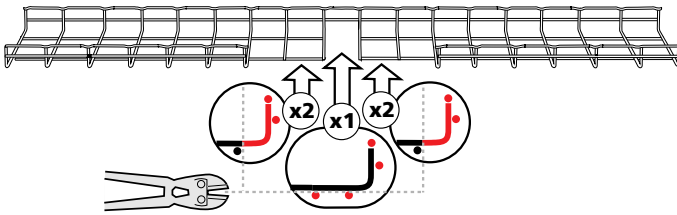
600 mm



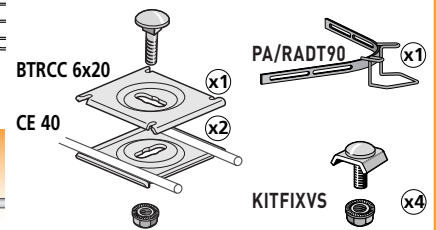
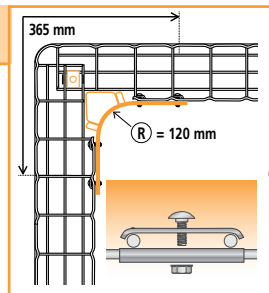
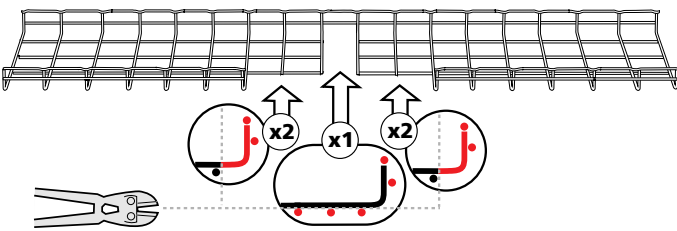
↔ 50 mm



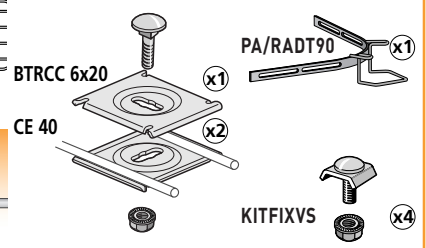
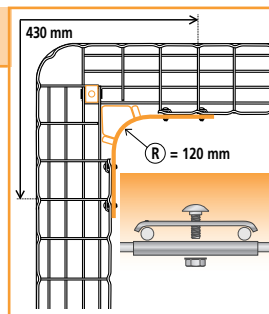
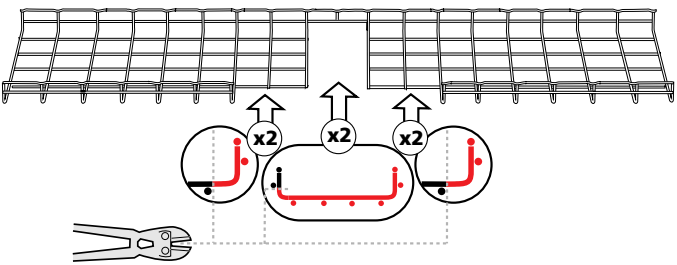
↔ 100 mm



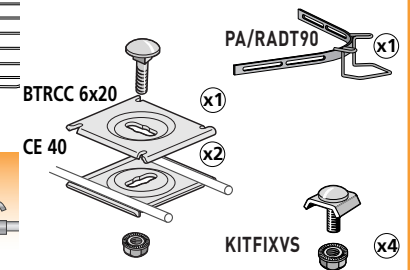
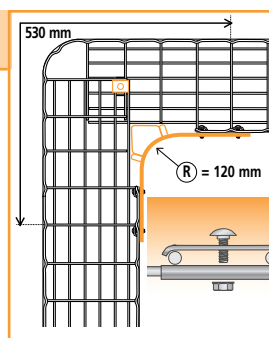
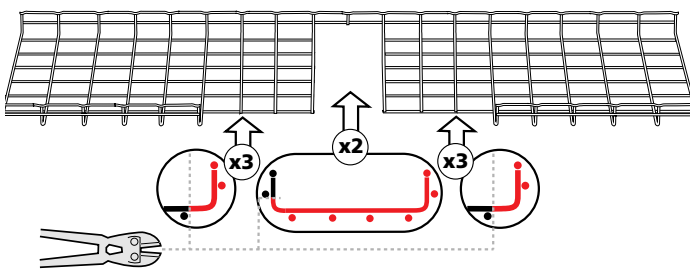
↔ 150 mm



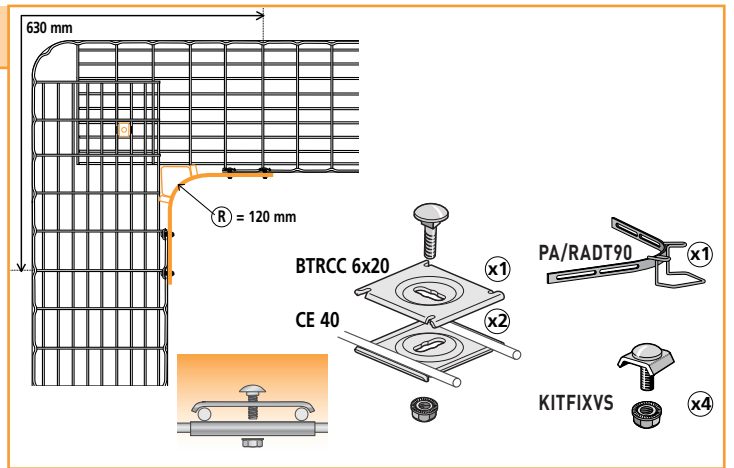
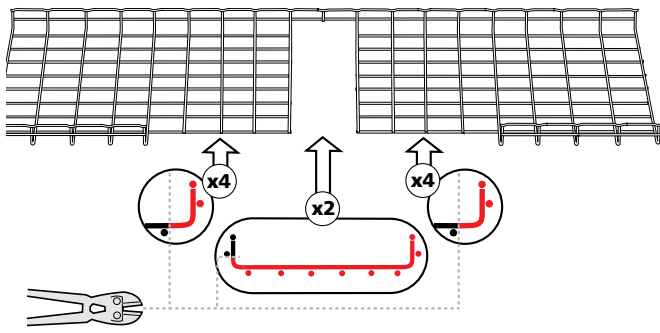
↔ 200 mm



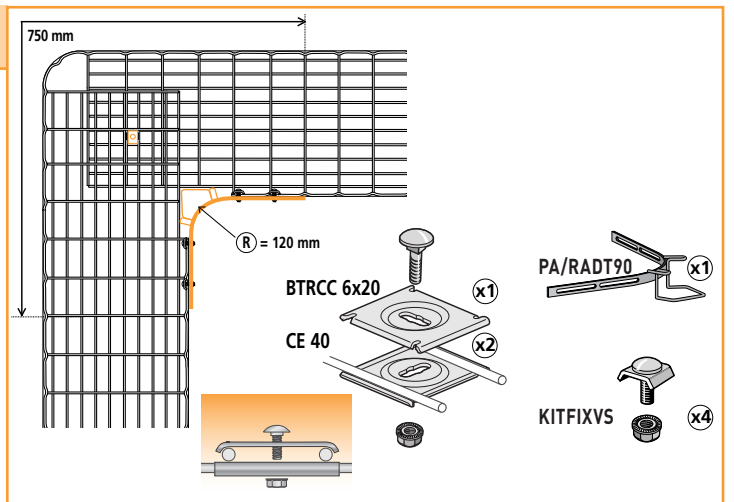
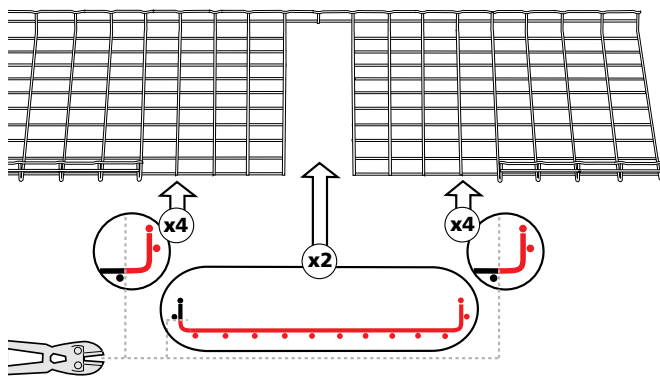
↔ 300 mm



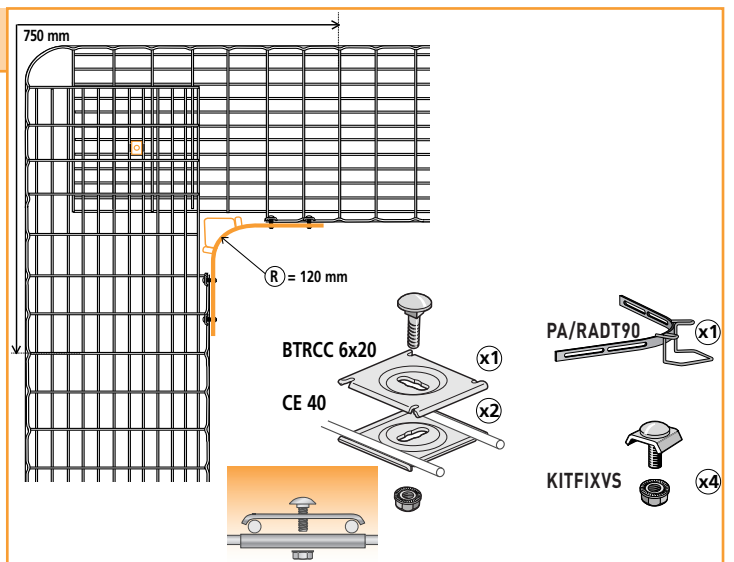
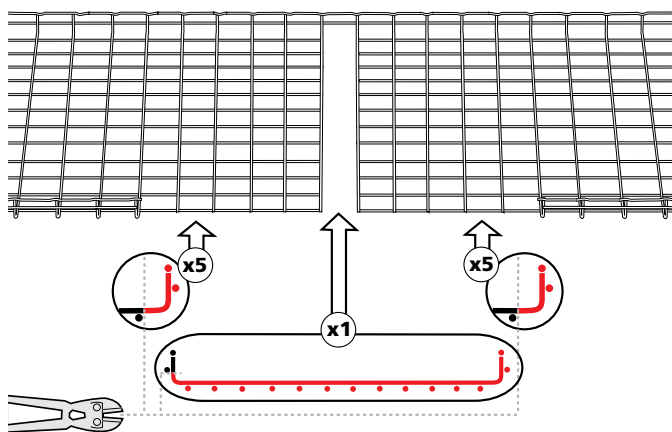
↔ 400 - 450 mm



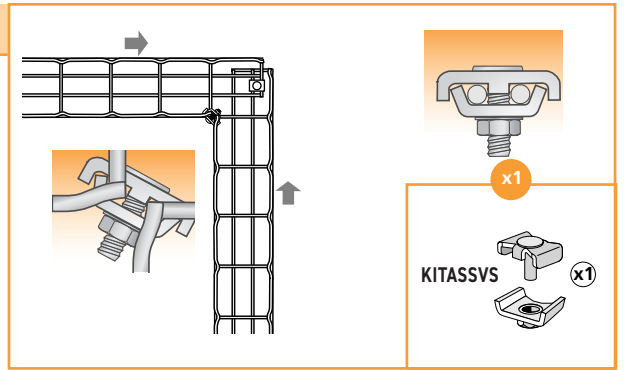
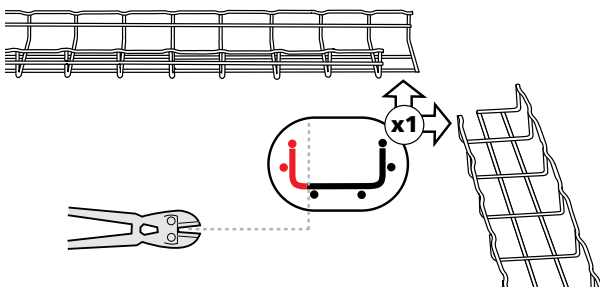
↔ 500 mm



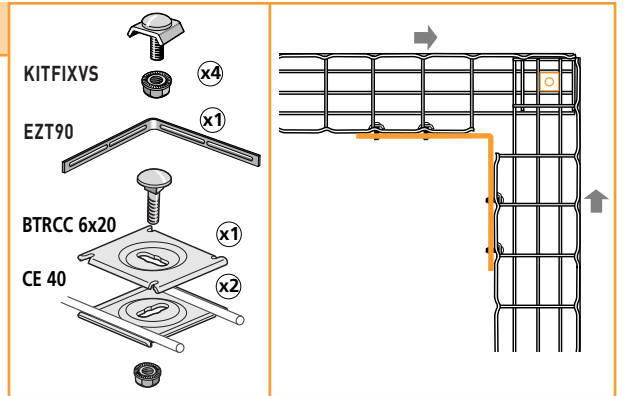
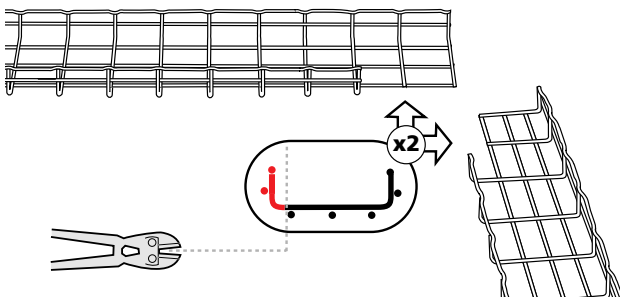
↔ 600 mm



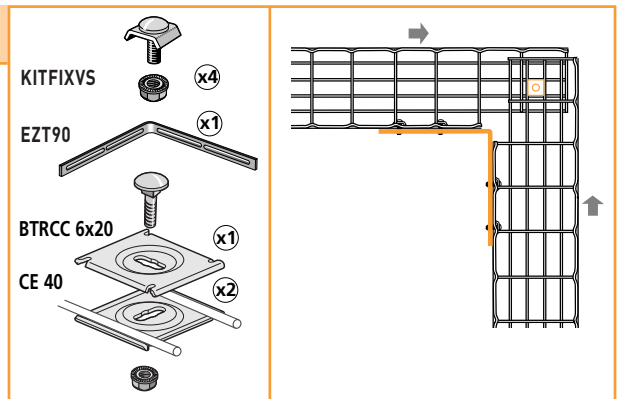
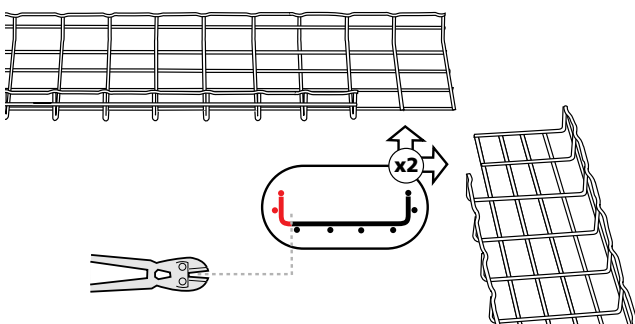
100 mm



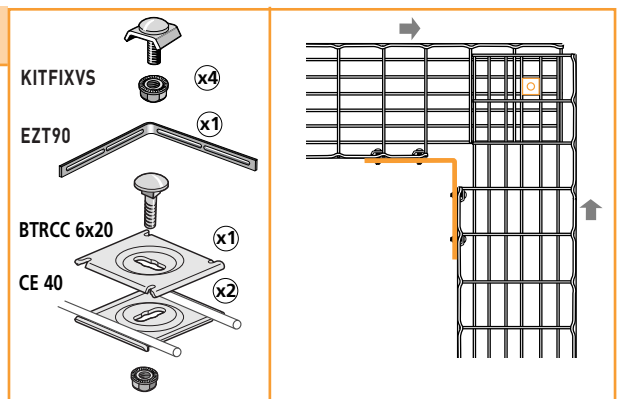
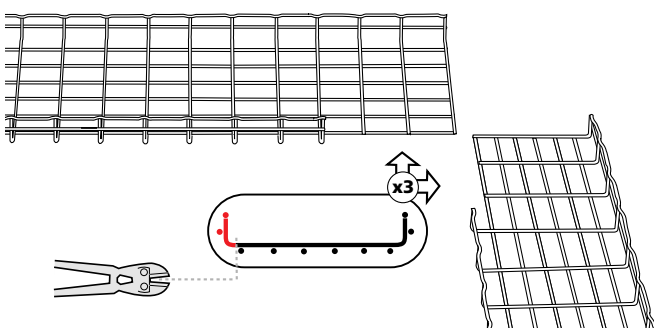
150 mm



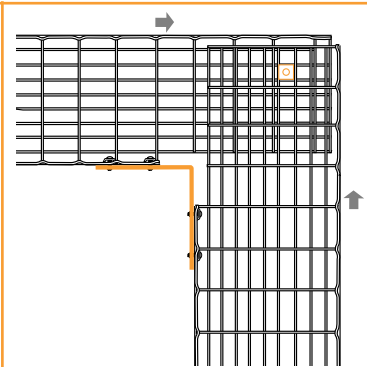
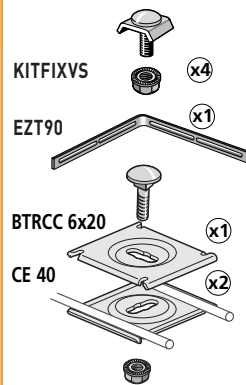
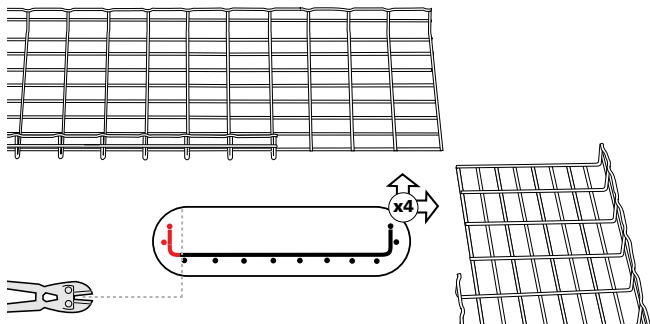
200 mm



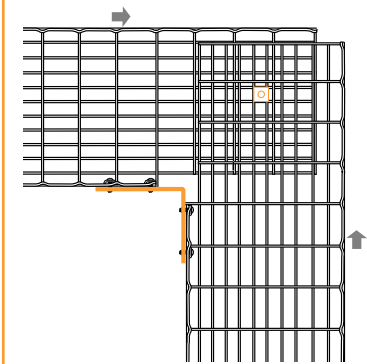
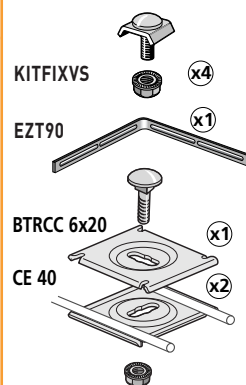
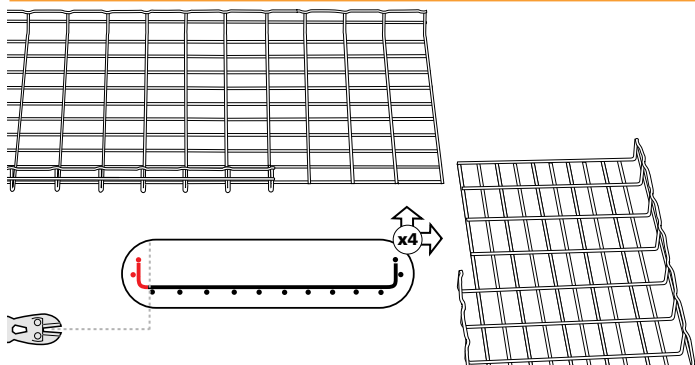
300 mm



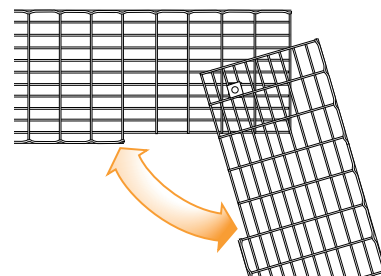
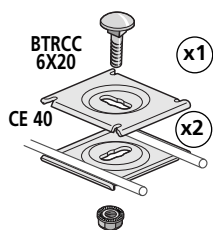
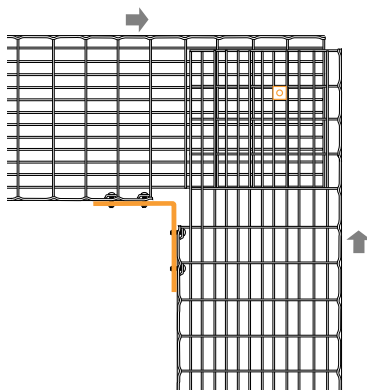
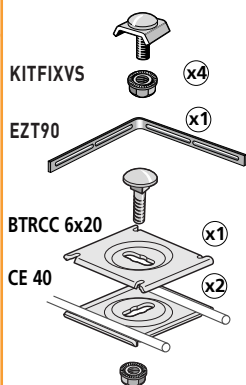
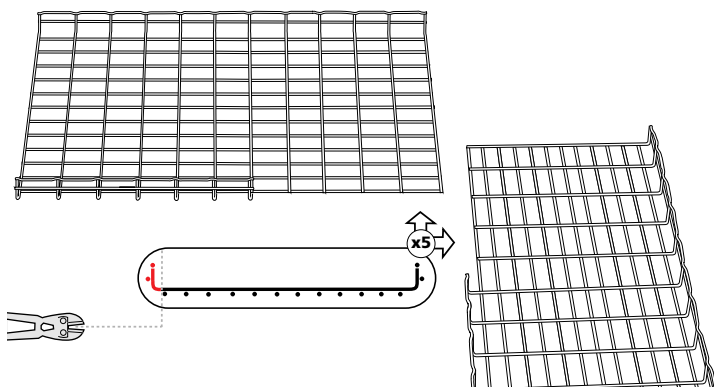
400 mm



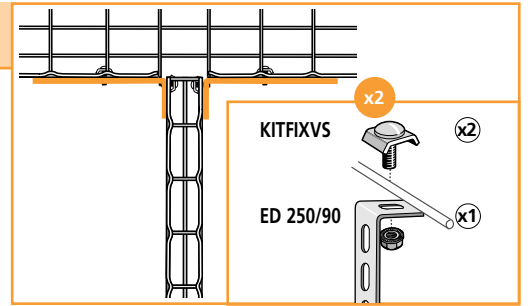
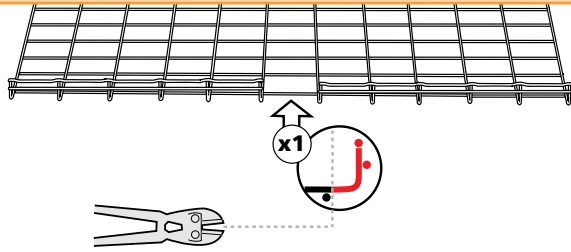
500 mm



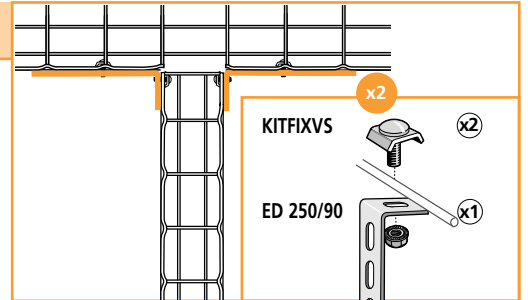
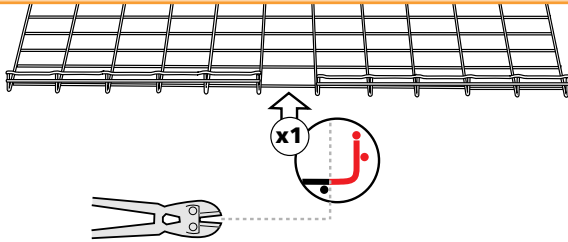
600 mm



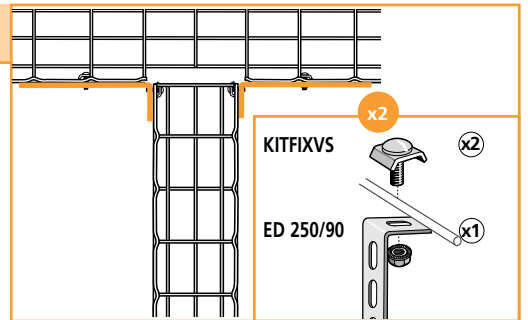
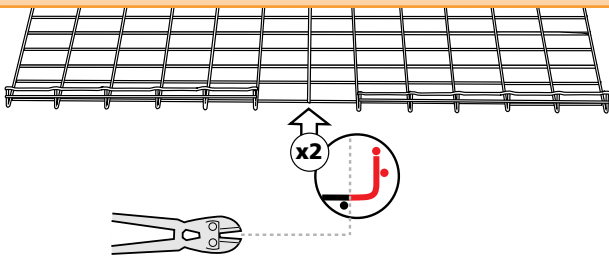
50 mm



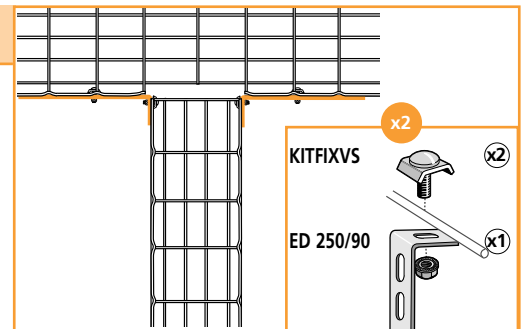
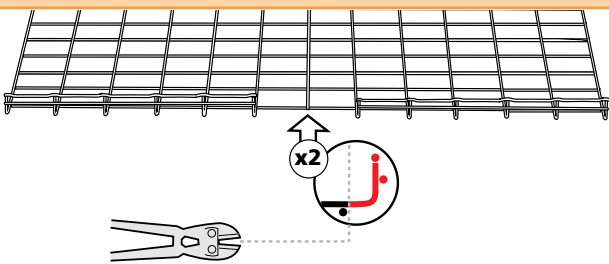
100 mm



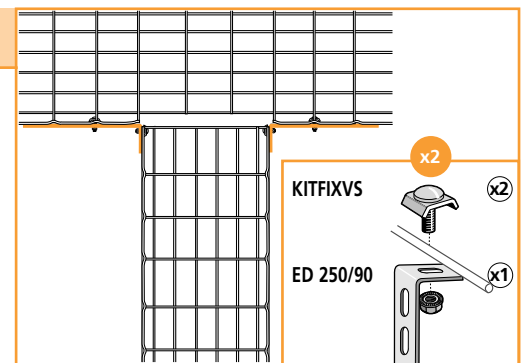
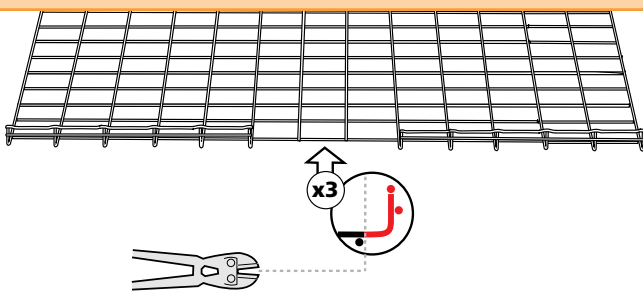
150 mm



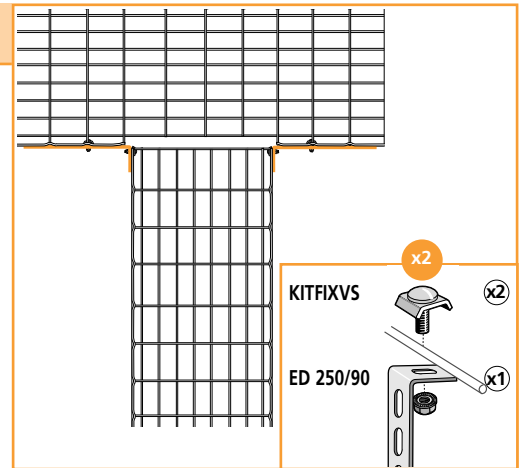
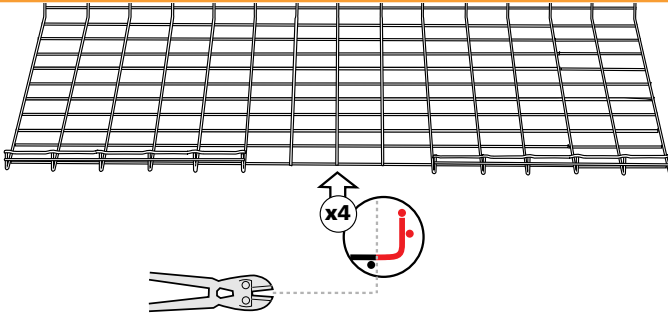
200 mm



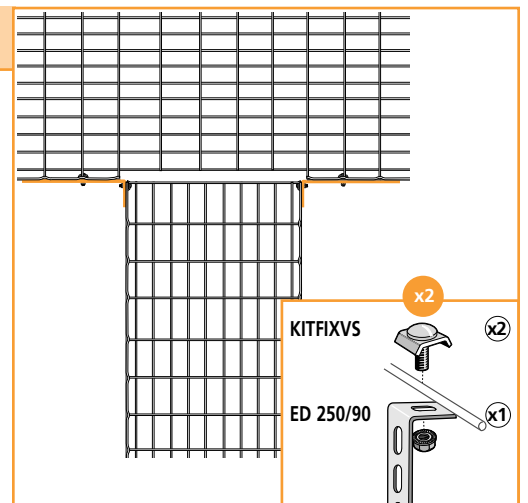
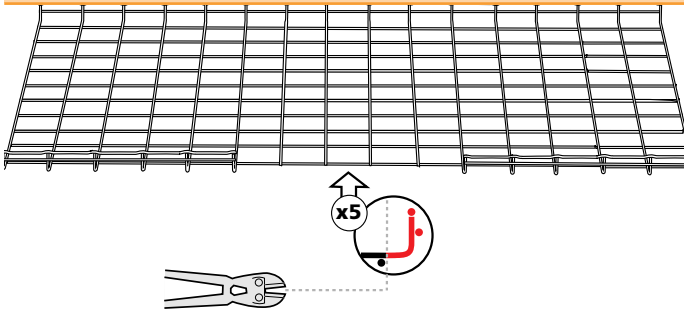
300 mm



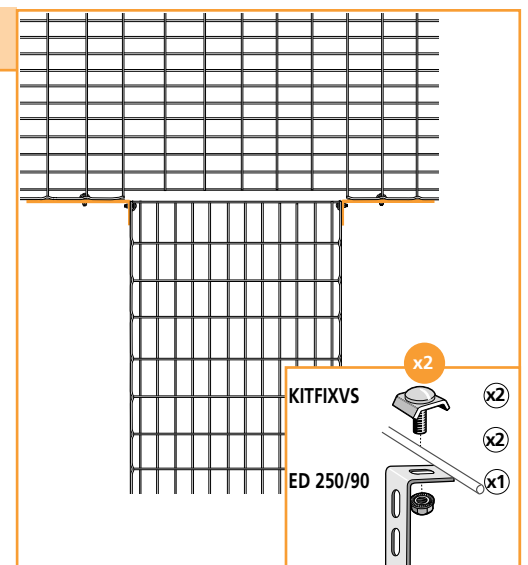
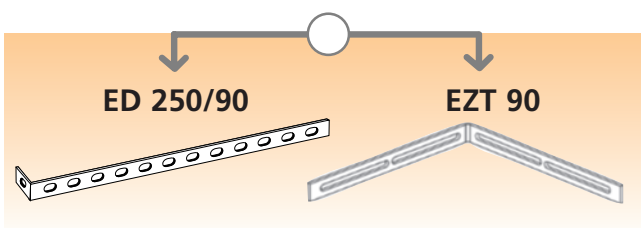
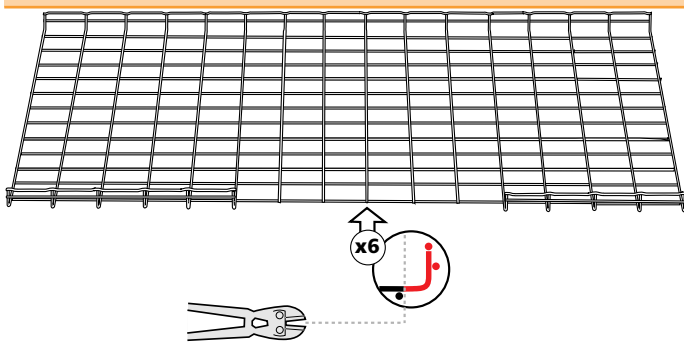
↔ 400 mm



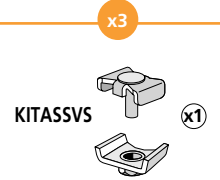
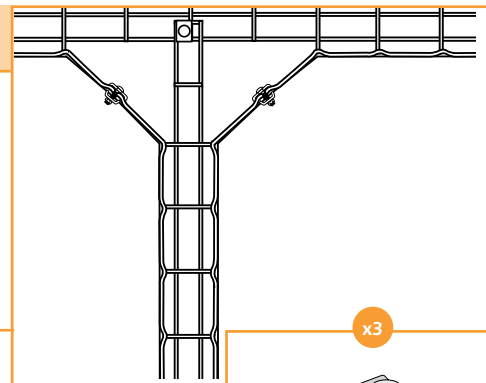
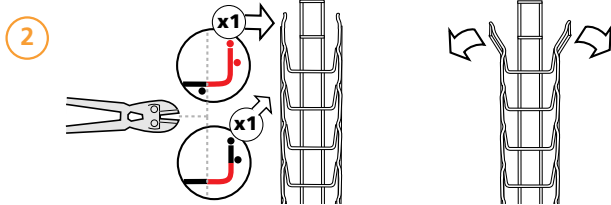
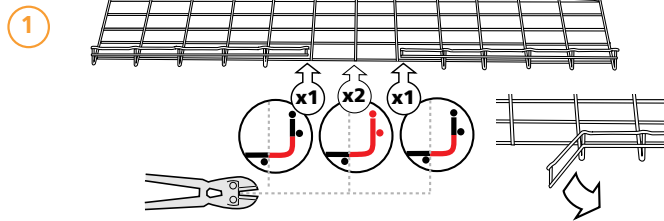
↔ 450 - 500 mm



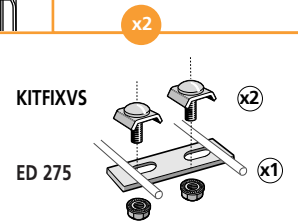
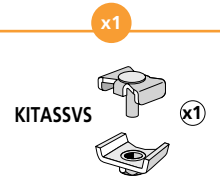
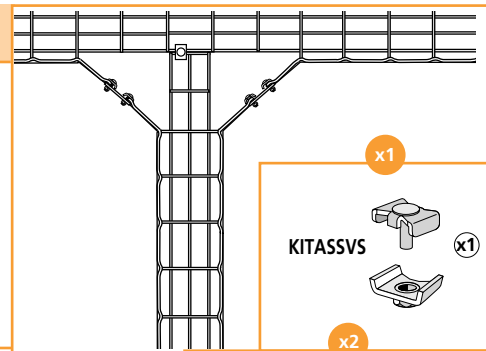
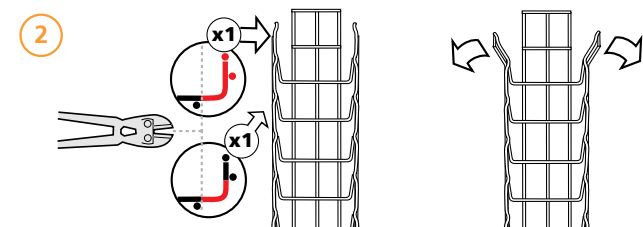
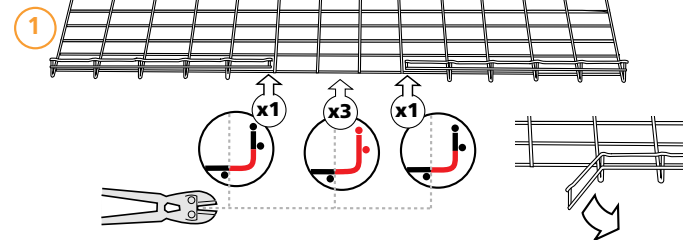
↔ 600 mm



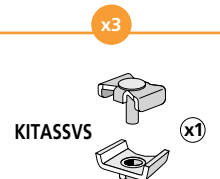
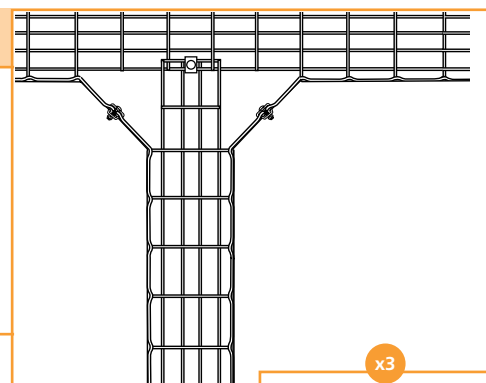

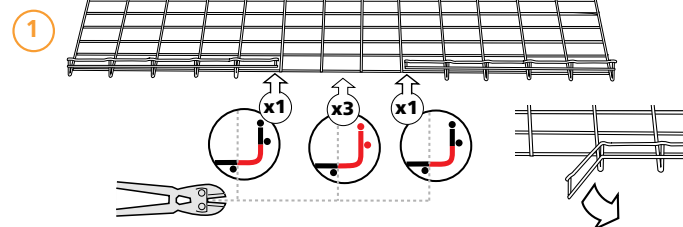
100 mm



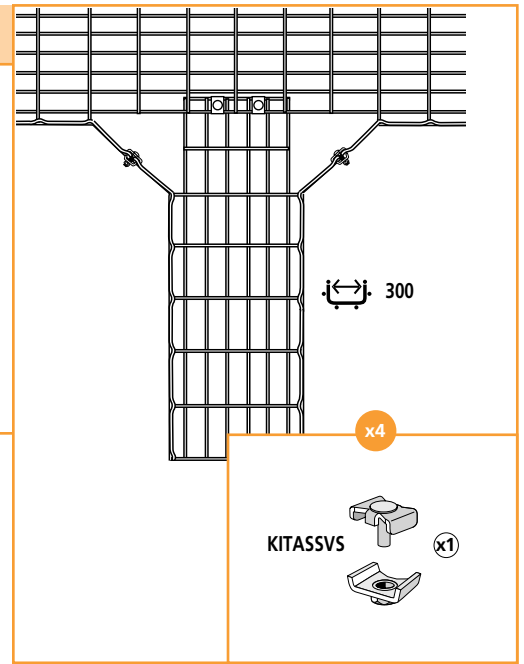
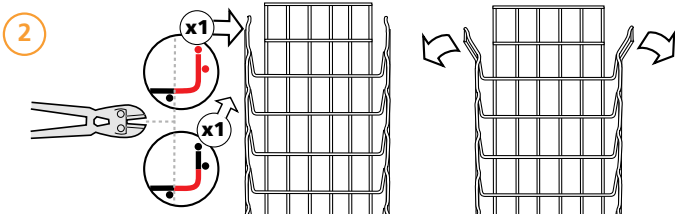
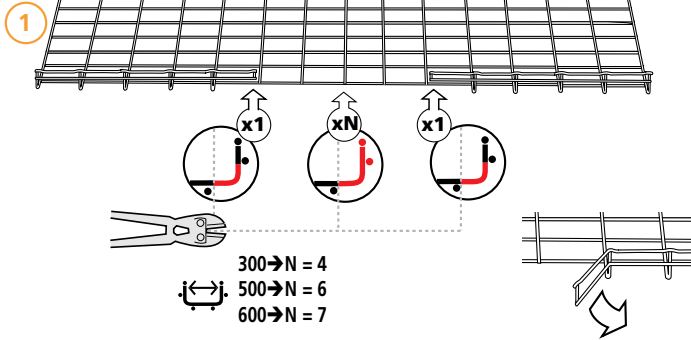
150 mm



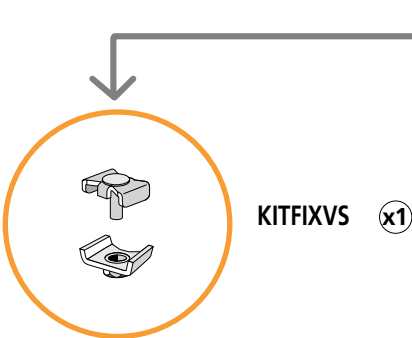
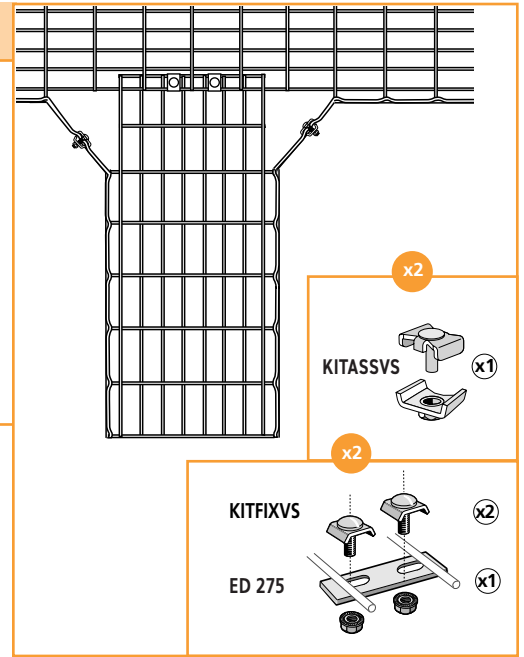
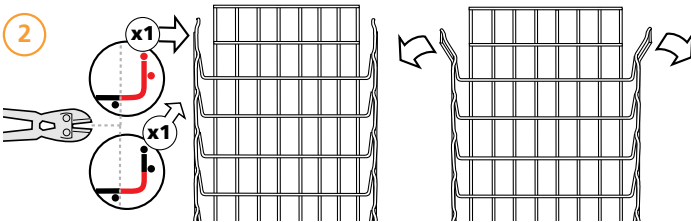
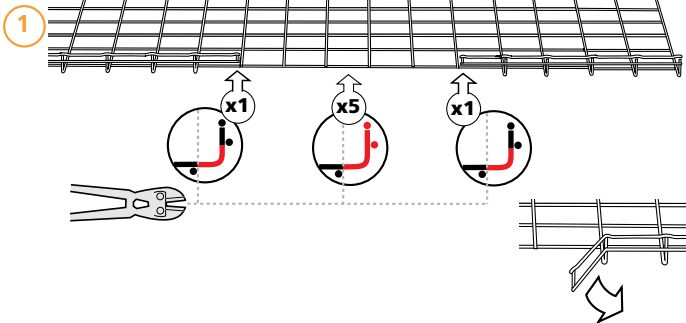
200 mm



300 - 500 - 600 mm



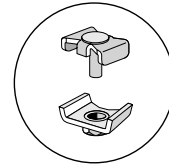
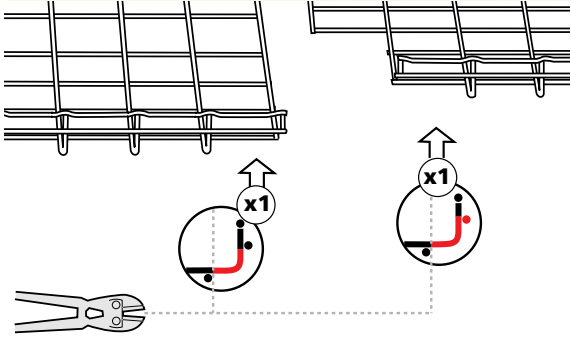
400 mm



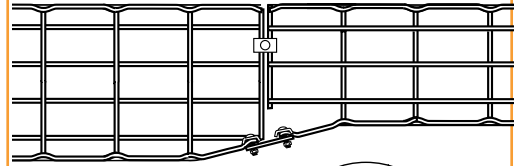
FASLOCK S = 100 -> 200 mm
FASLOCK XL = 300 -> 900 mm



50 mm

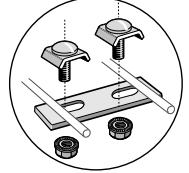


KITASSVS x1

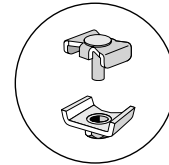
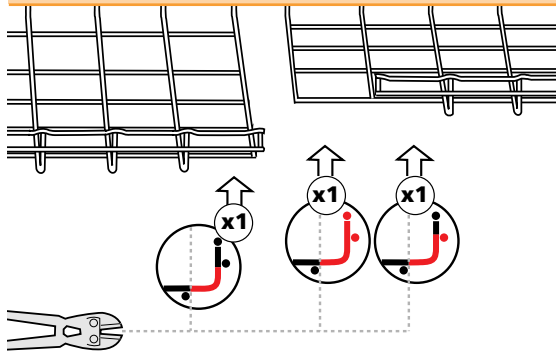


KITFIXVS x2

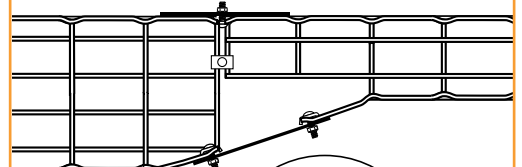
ED 275 x1



100 mm

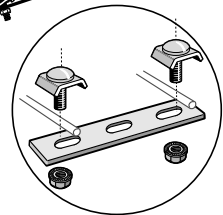


KITASSVS x1

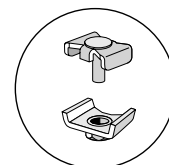
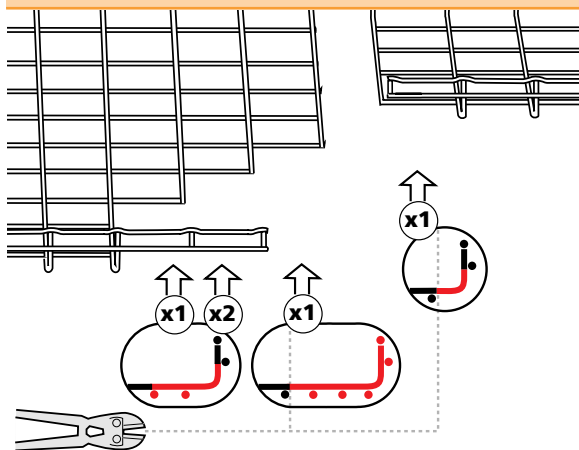


KITFIXVS x2

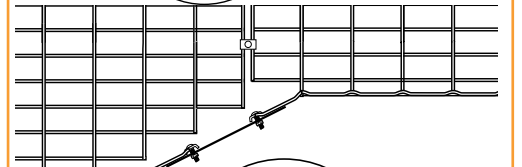
ED 275 x1



200 mm

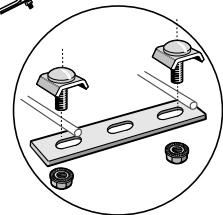


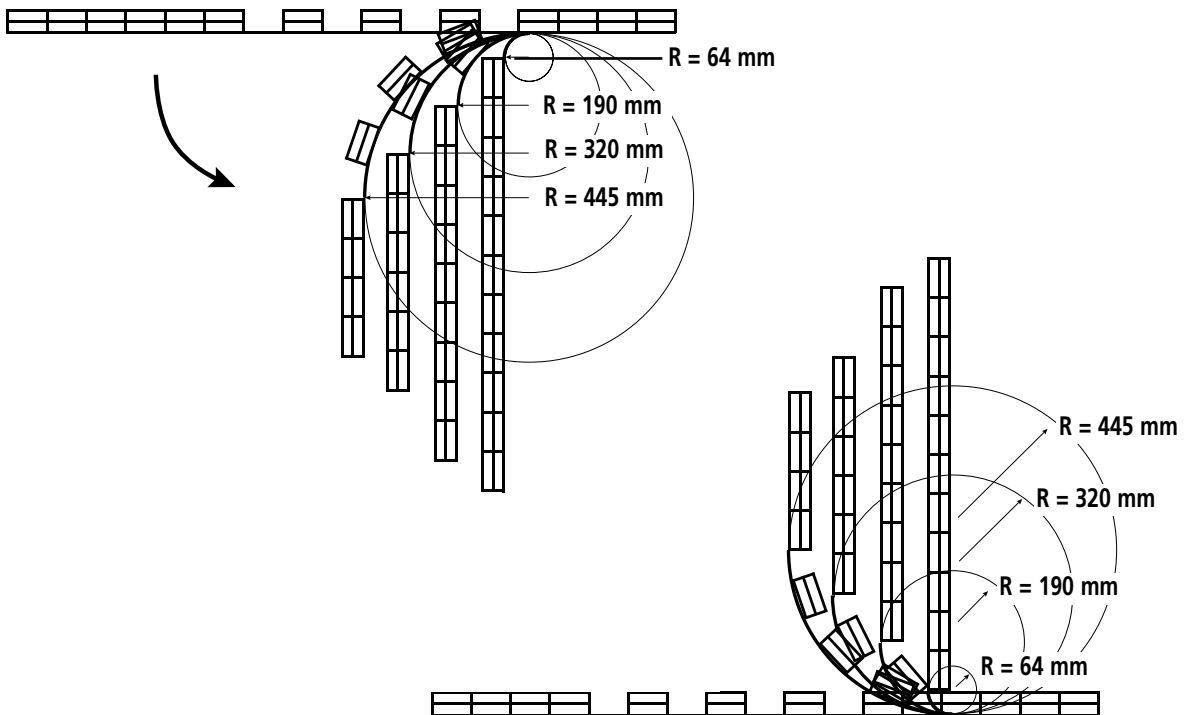
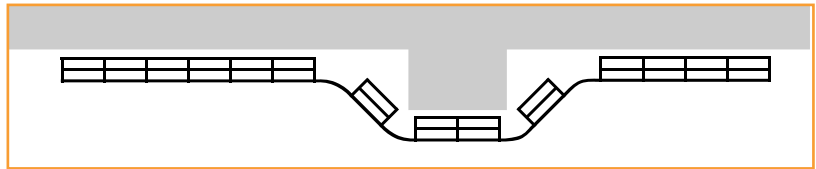
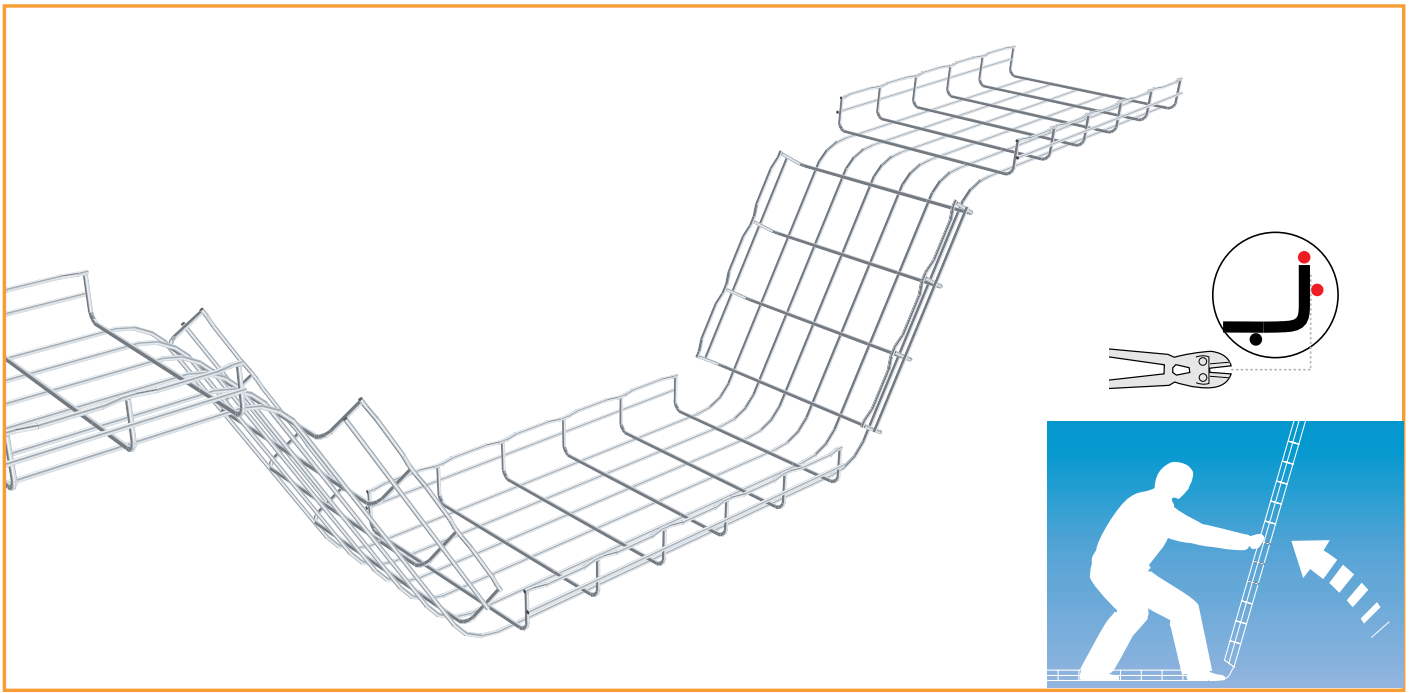
KITASSVS x1



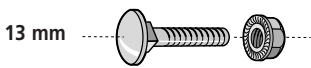
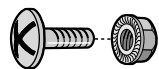
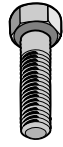







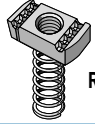



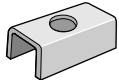

KITFIXVS x2

ED 275 x1




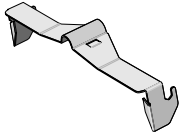

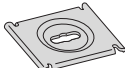


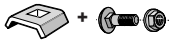







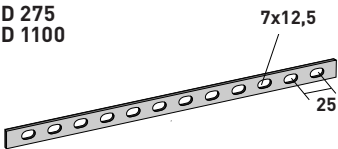
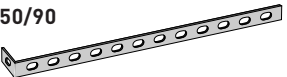
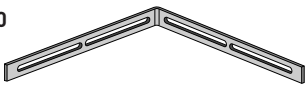




			Ø mm	EZ	HR	304L	316L
BTRCC	 13 mm						
BTRL							
VHM							
EEC							
HM							
RM							
E41	 R21S/R21SP R41S/R41SP/R41D →  68						
E41RC	 R21S/R21SP →  68						
E41RL	 R41S/R41SP/R41D →  69						
E41AA	 R21S/R21SP R41S/R41SP/R41D →  68						
ECLI				GS			
COUPFILGM							

* HR



RCM 	M6 M8 M10 M12	50 50 50 50	- - - -	GS - - - -	HR 350 416 350 417 350 418 350 419	304L - - - -	INOX - - - -
FASTRUT 	FS41	50	-	-	599 007	-	599 004
CE25 	CE40 						316L
CE30 	CE30ES 	50 50 50 25 50 50	- - - - - -	558 011 558 041 558 180 558 051 558 021 558 031	350 569 350 570 558 187 558 056 350 571 350 572	558 018 558 048 - 558 058 - -	558 014 558 044 558 184 558 054 - -
KITFIXTR 	KITFIXTR	50	-	558 091	350 426	-	-
KITFIXVS 	KITFIXVS	50	-	558 061	350 428	-	-
KITASSTR 	KITASSTR	50	-	558 081	350 424	-	-
KITASSVS 	KITASSVS	50	-	558 071	350 427	-	-
KITINOX 	KITINOX	50	-	-	-	-	558 954
FASLOCK 	FASLOCK S FASLOCK XL	25 25	- -	558 340 558 320	558 346 558 326	- -	558 344 558 324

ED 275 ED 1100 		L mm	mm	EZ -	HR -	304L -	316L -
ED 250/90 	ED 275 ED 1100 ED 250/90 EZT 90 EZT 90 KIT	275 1100 250/90 225/225 225/225	50 1 50 1 1	558 221 558 201 558 211 840 231 -	558 226 558 206 -	558 228 -	558 224 558 204 -
EZT 90 							
(mm)							
	EZT 90 KIT						32
TF 	TF 6x1000 TF 8x1000 TF 10x1000 TF 12x1000	1 1 1 1	6 8 10 12	801 701 801 711 801 721 801 731	350 456 350 457 350 458 350 459	- - - -	801 704 801 714 - -
(mm)							
MF 	MF 6x20 MF 8x20 MF 10x30 MF 12x30	50 50 50 50	6 8 10 12	801 741 801 751 801 771 801 761	350 430 350 431 350 432 350 433	- - - -	- - - -



Register → Indice → Index → Index →
 Указатель → 索引 → 防火対策 → حل إيقاف النار

Réf.	Famille	Matière	N° Page
000 011	CF 30/50	EZ	14
000 013	CF 30/50	GC	14
000 014	CF 30/50	316L	14
000 016	CF 30/50	HR	14
000 018	CF 30/50	304L	14
000 021	CF 30/100	EZ	14
000 023	CF 30/100	GC	14
000 024	CF 30/100	316L	14
000 026	CF 30/100	HR	14
000 028	CF 30/100	304L	14
000 031	CF 30/150	EZ	14
000 033	CF 30/150	GC	14
000 034	CF 30/150	316L	14
000 036	CF 30/150	HR	14
000 038	CF 30/150	304L	14
000 041	CF 30/200	EZ	14
000 043	CF 30/200	GC	14
000 044	CF 30/200	316L	14
000 046	CF 30/200	HR	14
000 048	CF 30/200	304L	14
000 051	CF 30/300	EZ	14
000 053	CF 30/300	GC	14
000 054	CF 30/300	316L	14
000 056	CF 30/300	HR	14
000 058	CF 30/300	304L	14
000 061	CF 54/50	EZ	15
000 062	CF 54/50	EZ+	15
000 063	CF 54/50	GC	15
000 064	CF 54/50	316L	15
000 066	CF 54/50	HR	15
000 068	CF 54/50	304L	15
000 071	CF 54/100	EZ	15
000 072	CF 54/100	EZ+	15
000 073	CF 54/100	GC	15
000 074	CF 54/100	316L	15
000 076	CF 54/100	HR	15
000 078	CF 54/100	304L	15
000 081	CF 54/150	EZ	15

Réf.	Famille	Matière	N° Page
000 082	CF 54/150	EZ+	15
000 083	CF 54/150	GC	15
000 084	CF 54/150	316L	15
000 086	CF 54/150	HR	15
000 088	CF 54/150	304L	15
000 091	CF 54/200	EZ	15
000 092	CF 54/200	EZ+	15
000 093	CF 54/200	GC	15
000 094	CF 54/200	316L	15
000 096	CF 54/200	HR	15
000 098	CF 54/200	304L	15
000 101	CF 54/300	EZ	15
000 102	CF 54/300	EZ+	15
000 103	CF 54/300	GC	15
000 104	CF 54/300	316L	15
000 106	CF 54/300	HR	15
000 108	CF 54/300	304L	15
000 201	CF 54/400	EZ	15
000 202	CF 54/400	EZ+	15
000 203	CF 54/400	GC	15
000 204	CF 54/400	316L	15
000 206	CF 54/400	HR	15
000 208	CF 54/400	304L	15
000 251	CF 54/450	EZ	15
000 252	CF 54/450	EZ+	15
000 253	CF 54/450	GC	15
000 254	CF 54/450	316L	15
000 256	CF 54/450	HR	15
000 258	CF 54/450	304L	15
000 301	CF 54/500	EZ	15
000 302	CF 54/500	EZ+	15
000 303	CF 54/500	GC	15
000 304	CF 54/500	316L	15
000 306	CF 54/500	HR	15
000 308	CF 54/500	304L	15
000 401	CF 54/600	EZ	15
000 402	CF 54/600	EZ+	15
000 403	CF 54/600	GC	15

Réf.	Famille	Matière	N° Page
000 404	CF 54/600	316L	15
000 406	CF 54/600	HR	15
000 408	CF 54/600	304L	15
000 801	CF 30/400	EZ	14
000 803	FC 30/450	GC	14
000 804	CF 30/400	316L	14
000 806	CF 30/400	HR	14
000 808	CF 30/400	304L	14
000 811	CF 30/500	EZ	14
000 813	CF 30/500	GC	14
000 814	CF 30/500	316L	14
000 816	CF 30/500	HR	14
000 818	CF 30/500	304L	14
000 831	CF 30/450	EZ	14
000 836	CF 30/450	HR	14
000 851	CF 30/600	EZ	14
000 853	CF 30/600	GC	14
000 854	CF 30/600	316L	14
000 856	CF 30/600	HR	14
000 858	CF 30/600	304L	14
000 891	CF 105/100	EZ	16
000 893	CF 105/100	GC	16
000 894	CF 105/100	316L	16
000 896	CF 105/100	HR	16
000 898	CF 105/100	304L	16
000 901	CF 105/150	EZ	16
000 903	CF 105/150	GC	16
000 904	CF 105/150	316L	16
000 906	CF 105/150	HR	16
000 908	CF 105/150	304L	16
000 911	CF 105/200	EZ	16
000 913	CF 105/200	GC	16
000 914	CF 105/200	316L	16
000 916	CF 105/200	HR	16
000 918	CF 105/200	304L	16
000 921	CF 105/300	EZ	16
000 923	CF 105/300	GC	16
000 924	CF 105/300	316L	16



Réf.	Famille	Matière	N° Page
000 926	CF 105/300	HR	16
000 928	CF 105/300	304L	16
000 931	CF 105/400	EZ	16
000 933	CF 105/400	GC	16
000 934	CF 105/400	316L	16
000 936	CF 105/400	HR	16
000 938	CF 105/400	304L	16
000 941	CF 105/500	EZ	16
000 943	CF 105/500	GC	16
000 944	CF 105/500	316L	16
000 946	CF 105/500	HR	16
000 948	CF 105/500	304L	16
000 951	CF 150/200	EZ	17
000 953	CF 150/200	GC	17
000 954	CF 150/200	316L	17
000 956	CF 150/200	HR	17
000 958	CF 150/200	304L	17
000 961	CF 150/300	EZ	17
000 963	CF 150/300	GC	17
000 964	CF 150/300	316L	17
000 966	CF 150/300	HR	17
000 968	CF 150/300	304L	17
000 971	CF 150/400	EZ	17
000 973	CF 150/400	GC	17
000 974	CF 150/400	316L	17
000 976	CF 150/400	HR	17
000 978	CF 150/400	304L	17
000 981	CF 150/150	EZ	17
000 983	CF 150/150	GC	17
000 984	CF 150/150	316L	17
000 986	CF 150/150	HR	17
000 988	CF 150/150	304L	17
001 011	CF 150/450	EZ	17
001 013	CF 150/450	GC	17
001 014	CF 150/450	316L	17
001 016	CF 150/450	HR	17
001 018	CF 150/450	304L	17
001 021	CF 150/500	EZ	17
001 023	CF 150/500	GC	17
001 024	CF 150/500	316L	17
001 026	CF 150/500	HR	17
001 031	CF 105/600	EZ	16

Réf.	Famille	Matière	N° Page
001 033	CF 105/600	GC	16
001 034	CF 105/600	316L	16
001 036	CF 105/600	HR	16
001 038	CF 105/600	304L	16
001 041	CF 150/600	EZ	17
001 043	CF 150/600	GC	17
001 046	CF 150/600	HR	17
001 113	TRI HDF	GC	18
001 931	CF 105/450	EZ	16
001 933	CF 105/450	GC	16
001 934	CF 105/450	316L	16
001 936	CF 105/450	HR	16
001 938	CF 105/450	304L	16
002 700	CS100	GS	42, 64
002 703	CS100	GC	42, 64
002 704	CS100	316L	42, 64
002 710	CS200	GS	42, 64
002 713	CS200	GC	42, 64
002 714	CS200	316L	42, 64
002 720	CS300	GS	42, 64
002 723	CS300	GC	42, 64
002 724	CS300	316L	42
002 730	PS 400	GS	64
002 733	PS 400	GC	64
002 734	PS 400	316L	64
002 740	PS 500	GS	64
002 743	PS 500	GC	64
002 750	PS 600	GS	64
002 753	PS 600	GC	64
002 760	CSC100	GS	42, 63
002 763	CSC100	GC	42, 63
002 764	CSC100	316L	42, 63
002 770	CSC200	GS	42, 63
002 773	CSC200	GC	42, 63
002 774	CSC200	316L	42, 63
002 780	CSC300	GS	42
002 783	CSC300	GC	42
002 784	CSC300	316L	42, 63
002 920	RCS 1000	GS	64
002 923	RCS 1000	GC	64
002 930	RCS 2000	GS	64
002 933	RCS 2000	GC	64

Réf.	Famille	Matière	N° Page
002 934	RCS 2000	316L	64
002 940	RCS 3000	GS	64
002 943	RCS 3000	GC	64
002 944	RCS 3000	316L	64
003 221	CFG 50/100	EZ	21
003 223	CFG 50/100	GC	21
003 224	CFG 50/100	316L	21
003 228	CFG 50/100	304L	21
003 231	CFG 50/150	EZ	21
003 233	CFG 50/150	GC	21
003 234	CFG 50/150	316L	21
003 238	CFG 50/150	304L	21
003 241	CFG 50/200	EZ	21
003 243	CFG 50/200	GC	21
003 244	CFG 50/200	316L	21
003 248	CFG 50/200	304L	21
004 063	CFC 50	GC	20
004 064	CFC 50	316L	20
004 068	CFC 50	304L	20
004 073	CFC 100	GC	20
004 074	CFC 100	316L	20
004 078	CFC 100	304L	20
004 093	CFC 200	GC	20
004 094	CFC 200	316L	20
004 098	CFC 200	304L	20
004 103	CFC 300	GC	20
004 104	CFC 300	316L	20
004 108	CFC 300	304L	20
004 203	CFC 400	GC	20
004 204	CFC 400	316L	20
004 208	CFC 400	304L	20
011 100	FAS ROLLER	GS	90
012 760	CSCC 100	GS	42, 63
012 763	CSCC 100	GC	42, 63
012 764	CSCC 100	316L	42, 63
012 770	CSCC 200	GS	42, 63
012 773	CSCC 200	GC	42, 63
012 774	CSCC 200	316L	42, 63
012 780	CSCC 300	GS	42, 63
012 783	CSCC 300	GC	42, 63
012 784	CSCC 300	316L	42, 63
013 010	RCSN 1000	GS	52, 59, 60, 78, 81



Réf.	Famille	Matière	N° Page
013 013	RCSN 1000	GC	52, 59, 60, 78, 81
013 014	RCSN 1000	316L	52, 59, 60, 78, 81
013 020	RCSN 2000	GS	52, 59, 60, 78, 81
013 023	RCSN 2000	GC	52, 59, 60, 78, 81
013 024	RCSN 2000	316L	52, 59, 60, 78, 81
013 028	RCSN 2000	304L	52, 59, 60, 78, 81
013 030	RCSN 3000	GS	52, 59, 60, 81
013 033	RCSN 3000	GC	52, 59, 60, 81
013 034	RCSN 3000	316L	52, 59, 60, 81
013 038	RCSN 3000	304L	52, 59, 60, 81
013 150	RCSN 150	GS	52, 59, 60, 78
013 153	RCSN 150	GC	52, 59, 60, 78
013 154	RCSN 150	316L	52, 59, 60, 78
013 200	RCSN 200	GS	52, 59, 60, 78
013 203	RCSN 200	GC	52, 59, 60, 78
013 204	RCSN 200	316L	52, 59, 60, 78
013 300	RCSN 300	GS	52, 59, 60, 78
013 303	RCSN 300	GC	52, 59, 60, 78
013 304	RCSN 300	316L	52, 59, 60, 78
013 400	RCSN 400	GS	52, 59, 60, 78
013 403	RCSN 400	GC	52, 59, 60, 78
013 404	RCSN 400	316L	52, 59, 60, 78
013 500	RCSN 500	GS	52, 59, 60, 78
013 503	RCSN 500	GC	52, 59, 60, 78
013 504	RCSN 500	316L	52, 59, 78
013 550	RCSN 550	GS	52, 59, 60, 78, 81
013 553	RCSN 550	GC	52, 59, 60, 78, 81
013 600	RCSN 600	GS	52, 59, 60, 78, 81
013 603	RCSN 600	GC	52, 59, 60, 78, 81
013 604	RCSN 600	316L	52, 59, 60
013 700	RCSN 700	GS	52, 59, 60, 78, 81
100 983	CF 150/900 EA	EZ	17
200 011	FC 30/50	EZ	10
200 014	FC 30/50	316L	10
200 016	FC 30/50	HR	10
200 018	FC 30/50	304L	10
200 021	FC 30/100	EZ	10
200 024	FC 30/100	316L	10
200 026	FC 30/100	HR	10
200 028	FC 30/100	304L	10
200 031	FC 30/150	EZ	10
200 034	FC 30/150	316L	10

Réf.	Famille	Matière	N° Page
200 036	FC 30/150	HR	10
200 038	FC 30/150	304L	10
200 041	FC 30/200	EZ	10
200 044	FC 30/200	316L	10
200 046	FC 30/200	HR	10
200 048	FC 30/200	304L	10
200 051	FC 30/300	EZ	10
200 054	FC 30/300	316L	10
200 056	FC 30/300	HR	10
200 058	FC 30/300	304L	10
200 061	FC 54/50	EZ	11
200 064	FC 54/50	316L	11
200 066	FC 54/50	HR	11
200 068	FC 54/50	304L	11
200 071	FC 54/100	EZ	11
200 074	FC 54/100	316L	11
200 076	FC 54/100	HR	11
200 078	FC 54/100	304L	11
200 081	FC 54/150	EZ	11
200 084	FC 54/150	316L	11
200 086	FC 54/150	HR	11
200 088	FC 54/150	304L	11
200 091	FC 54/200	EZ	11
200 094	FC 54/200	316L	11
200 096	FC 54/200	HR	11
200 098	FC 54/200	304L	11
200 101	FC 54/300	EZ	11
200 104	FC 54/300	316L	11
200 106	FC 54/300	HR	11
200 108	FC 54/300	304L	11
200 201	FC 54/400	EZ	11
200 204	FC 54/400	316L	11
200 206	FC 54/400	HR	11
200 208	FC 54/400	304L	11
200 251	FC 54/450	EZ	11
200 254	FC 54/450	316L	11
200 256	FC 54/450	HR	11
200 258	FC 54/450	304L	11
200 301	FC 54/500	EZ	11
200 304	FC 54/500	316L	11
200 306	FC 54/500	HR	11
200 308	FC 54/500	304L	11

Réf.	Famille	Matière	N° Page
200 401	FC 54/600	EZ	11
200 404	FC 54/600	316L	11
200 406	FC 54/600	HR	11
200 408	FC 54/600	304L	11
200 801	FC 30/400	EZ	10
200 804	FC 30/400	316L	10
200 806	FC 30/400	HR	10
200 808	FC 30/400	304L	10
200 811	FC 30/500	EZ	10
200 814	FC 30/500	316L	10
200 816	FC 30/500	HR	10
200 818	FC 30/500	304L	10
200 831	FC 30/450	EZ	10
200 836	FC 30/450	HR	10
200 851	FC 30/600	EZ	10
200 854	FC 30/600	316L	10
200 856	FC 30/600	HR	10
200 858	FC 30/600	304L	10
200 891	FC 105/100	EZ	12
200 894	FC 105/100	316L	12
200 896	FC 105/100	HR	12
200 898	FC 105/100	304L	12
200 901	FC 105/150	EZ	12
200 904	FC 105/150	316L	12
200 906	FC 105/150	HR	12
200 908	FC 105/150	304L	12
200 911	FC 105/200	EZ	12
200 914	FC 105/200	316L	12
200 916	FC 105/200	HR	12
200 918	FC 105/200	304L	12
200 921	FC 105/300	EZ	12
200 924	FC 105/300	316L	12
200 926	FC 105/300	HR	12
200 928	FC 105/300	304L	12
200 931	FC 105/400	EZ	12
200 934	FC 105/400	316L	12
200 936	FC 105/400	HR	12
200 936	FC 105/450	HR	12
200 938	FC 105/400	304L	12
200 941	FC 105/500	EZ	12
200 944	FC 105/500	316L	12
200 946	FC 105/500	HR	12



Réf.	Famille	Matière	N° Page
200 948	FC 105/500	304L	12
200 951	FC 150/200	EZ	13
200 956	FC 150/200	HR	13
200 961	FC 150/300	EZ	13
200 966	FC 150/300	HR	13
200 971	FC 150/400	EZ	13
200 976	FC 150/400	HR	13
201 011	FC 150/450	EZ	13
201 016	FC 150/450	HR	13
201 021	FC 150/500	EZ	13
201 026	FC 150/500	HR	13
201 031	FC 105/600	EZ	12
201 034	FC 105/600	316L	12
201 036	FC 105/600	HR	12
201 038	FC 105/600	304L	12
201 041	FC 150/600	EZ	13
201 046	FC 150/600	HR	13
201 931	FC 105/450	EZ	12
201 934	FC 105/450	316L	12
201 938	FC 105/450	304L	12
341 728	VHM 5x60	EZ	114
341 744	R41D E20	316L	75
341 748	R41D E20	304L	75
342 010	R41D E25	GS	75
342 013	R41D E25	GC	75
342 030	R41D E25	GS	75
342 033	R41D E25	GC	75
342 034	R41D E25	316L	75
342 180	R21S E15	GS	59, 61, 68, 74
342 183	R21S E15	GC	59, 61, 68, 74
342 184	R21S E15	316L	59, 61, 68, 74
343 230	R21S E20	GS	59, 61, 68, 74
343 233	R21S E20	GC	59, 61, 68, 74
343 234	R21S E20	316L	59, 61, 68, 74
343 236	R21S E20	HR	59, 61, 68, 74
343 238	R21S E20	304L	59, 61, 68, 74
343 240	R21S E25	GS	74
343 243	R21S E25	GC	74
343 244	R21S E25	316L	74
343 610	R41SP E15	GS	44, 61, 69
343 613	R41SP E15	GC	44, 61, 69
343 614	R41SP E15	316L	44, 61, 69

Réf.	Famille	Matière	N° Page
343 730	R41SP E25	GS	61
343 733	R41SP E25	GC	61
343 740	R41S E15	GS	61, 70, 71, 72
343 743	R41S E15	GC	61, 70, 71, 72
343 744	R41S E15	316L	61, 70, 71, 72
343 750	R41S E20	GS	61, 70, 71, 72
343 753	R41S E20	GC	61, 70, 71, 72
343 754	R41S E20	316L	61, 70, 71, 72
343 756	R41S E20	HR	61, 70, 71, 72
343 758	R41S E20	304L	61, 70, 71, 72
343 770	R41DP E25	GS	75
343 773	R41DP E25	GC	75
343 930	R41SP E20	GS	44, 61, 69
343 933	R41SP E20	GC	44, 61, 69
343 934	R41SP E20	316L	44, 61, 69
343 936	R41SP E20	HR	44, 61, 69
345 200	R41S E25	GS	61, 70, 71, 72
345 203	R41S E25	GC	61, 70, 71, 72
345 204	R41S E25	316L	61, 70, 71, 72
345 260	R41S E25	GS	70
345 263	R41S E25	GC	70
345 264	R41S E25	316L	70
348 049	R21SP	GS	59, 61, 68, 74
348 517	MCO	GS	56
348 518	MCO	304L	56
348 530	R50 - UFS50/100	GS	50, 79
348 531	R50 - UFS50/100	316L	50, 79
348 532	R50 - UFS50/100	GC	50, 79
348 533	MCO	HR	56
348 536	R-50 - UFS50/100	HR	50
348 576	EP21	PVC	68, 74
348 577	EP41	PVC	69, 70, 71, 75
349 720	PFN41S	HR	69, 70, 72
350 401	BTRCC 6x12	HR	114
350 402	BTRCC 6x20	HR	34, 114
350 403	BTRCC 6x30	HR	114
350 405	EEC 6	HR	30, 31, 114
350 406	EEC 8	HR	114
350 407	EEC 10	HR	114
350 408	EEC12	HR	114
350 410	HM 6	HR	114
350 411	HM 8	HR	114

Réf.	Famille	Matière	N° Page
350 412	HM 10	HR	114
350 413	HM 12	HR	114
350 416	M6	HR	115
350 417	M8	HR	115
350 418	M10	HR	115
350 419	M12	HR	115
350 420	RM 6	HR	114
350 421	RM 8	HR	114
350 422	RM 10	HR	114
350 423	RM 12	HR	114
350 424	KITASSTR	HR	34, 115
350 426	KITFIXTR	HR	115
350 427	KITASSVS	HR	30, 34, 115
350 428	KITFIXVS	HR	30, 31, 115
350 430	MF 6x20	HR	115
350 431	MF 8x20	HR	115
350 432	MF 10x30	HR	115
350 433	MF 12x30	HR	115
350 436	VHM 6x12	HR	114
350 437	VHM 6x20	HR	114
350 438	VHM 8x20	HR	114
350 439	VHM 10x25	HR	114
350 440	VHM 8x30	HR	114
350 441	VHM 8x40	HR	114
350 442	VHM 8x60	HR	114
350 443	VHM 10x70	HR	114
350 444	VHM 12x25	HR	114
350 445	VHM 12x50	HR	114
350 446	VHM 12x70	HR	114
350 447	VHM 12x110	HR	114
350 448	E41M6	HR	114
350 449	E41M8	HR	114
350 450	E41M10	HR	114
350 451	E41M12	HR	114
350 452	E41AAM6	HR	114
350 453	E41AAM8	HR	114
350 454	E41AAM10	HR	114
350 455	E41AAM12	HR	114
350 456	TF 6x1000	HR	115
350 457	TF 8x1000	HR	115
350 458	TF 10x1000	HR	115
350 459	TF 12x1000	HR	115



Réf.	Famille	Matériau	N° Page
350 524	COTFIL U	EZ	24
350 531	COTFIL U	304L	24
350 535	DEV 50 CABLEXIT50	ABS	93
350 537	KIT BP80 FIL / IBP 80	PLAST	88
350 538	KIT BP105 FIL / IBP 105	PLAST	88
350 569	CE 25	HR	34, 115
350 570	CE 30	HR	34, 115
350 571	CE25VS	HR	30, 31, 34, 115
350 572	CE30ES	HR	34, 115
350 575	SBDN	GS	86
350 576	SBDN	HR	86
350 577	SBDN	316L	86
350 578	STF	GS	62
350 580	PA23	EZ	84
350 581	AS	GS	62
350 582	AS	HR	62
350 583	AS	316L	62
350 585	FBH 100-600	304L	53
350 586	FBV 100-600	304L	53
350 588	SUBD	GS	86
350 664	CP 50	HR	25
350 665	CP 100	HR	25
350 666	CP 150	HR	25
350 667	CP 200	HR	25
350 668	CP 300	HR	25
350 669	CP 400	HR	25
350 670	CP 450	HR	25
350 671	CP 500	HR	25
350 672	CP 600	HR	25
350 800	CB50	GS	43, 44, 66, 68, 69, 71
350 804	CB50	316L	43, 44, 66, 68, 69, 71
350 806	CB600	HR	43, 44, 69, 71
350 810	CB100	GS	43, 44, 66, 68, 69, 71
350 814	CB100	316L	43, 44, 66, 68, 69, 71
350 816	CB100	HR	43, 44, 66, 68, 69, 71
350 820	CB150	GS	43, 44, 66, 68, 69, 71
350 824	CB150	316L	43, 44, 66, 68, 69, 71
350 826	CB150	HR	43, 44, 66, 68, 69, 71
350 830	CB200	GS	43, 44, 66, 68, 69, 71
350 834	CB200	316L	43, 44, 66, 68, 69, 71
350 840	CB300	GS	43, 44, 66, 68, 69, 71
350 844	CB300	316L	43, 44, 66, 68, 69, 71

Réf.	Famille	Matériau	N° Page
350 846	CB200	HR	43, 44, 66, 68, 69, 71
350 850	CB400	GS	43, 44, 69, 71
350 854	CB400	316L	43, 44, 69, 71
350 856	CB300	HR	43, 44, 66, 68, 69, 71
350 860	CB500	GS	43, 44, 69, 71
350 864	CB500	316L	43, 44, 69, 71
350 866	CB400	HR	43, 44, 69, 71
350 870	CB600	GS	43, 44, 69, 71
350 874	CB600	316L	43, 44, 69, 71
350 876	CB500	HR	43, 44, 69, 71
350 894	CB450	316L	43, 44, 69, 71
350 895	CB450	GS	43, 44, 69, 71
350 896	CB450	HR	43, 44, 69, 71
430 111	G-MINI	EZ	23
430 114	G-MINI	316L	23
450 621	HDF 105/100	EZ	19
450 623	HDF 105/100	GC	19
450 624	HDF 105/100	316L	19
450 631	HDF 105/150	EZ	19
450 633	HDF 105/150	GC	19
450 634	HDF 105/150	316L	19
450 641	HDF 105/200	EZ	19
450 643	HDF 105/200	GC	19
450 644	HDF 105/200	316L	19
450 661	HDF 105/300	EZ	19
450 663	HDF 105/300	GC	19
450 664	HDF 105/300	316L	19
450 681	HDF 105/400	EZ	19
450 683	HDF 105/400	GC	19
450 684	HDF 105/400	316L	19
450 691	HDF 105/450	EZ	19
450 693	HDF 105/450	GC	19
450 694	HDF 105/450	316L	19
450 701	HDF 105/500	EZ	19
450 703	HDF 105/500	GC	19
450 704	HDF 105/500	316L	19
450 721	HDF 105/600	EZ	19
450 723	HDF 105/600	GC	19
450 724	HDF 105/600	316L	19
556 100	CSN 100	GS	41, 65, 66, 68, 71, 81
556 103	CSN 100	GC	41, 65, 66, 68, 71, 81
556 104	CSN 100	316L	41, 65, 66, 68, 71, 81

Réf.	Famille	Matériau	N° Page
556 108	CSN 100	304L	41, 65, 66, 68, 71, 81
556 110	CSN 150	GS	41, 65, 66, 68, 71, 81
556 113	CSN 150	GC	41, 65, 66, 68, 71, 81
556 114	CSN 150	316L	41, 65, 66, 68, 71, 81
556 118	CSN 150	304L	41, 65, 66, 68, 71, 81
556 120	CSN 200	GS	41, 65, 66, 68, 71, 81
556 123	CSN 200	GC	41, 65, 66, 68, 71, 81
556 124	CSN 200	316L	41, 65, 66, 68, 71, 81
556 128	CSN 200	304L	41, 65, 66, 68, 71, 81
556 130	CSN 300	GS	41, 65, 66, 68, 71, 81
556 133	CSN 300	GC	41, 65, 66, 68, 71, 81
556 134	CSN 300	316L	41, 65, 66, 68, 71, 81
556 138	CSN 300	304L	41, 65, 66, 68, 71, 81
556 140	CSN 400	GS	41, 65, 66, 71, 81
556 143	CSN 400	GC	41, 65, 66, 71, 81
556 150	CSN 450	GS	41, 65, 66, 71, 81
556 153	CSN 450	GC	41, 65, 66, 71, 81
556 200	CLN 100	GS	45
556 203	CLN 100	GC	45
556 210	CLN 150	GS	45
556 213	CLN 150	GC	45
556 220	CLN 200	GS	45
556 223	CLN 200	GC	45
556 230	CLN 300	GS	45
556 233	CLN 300	GC	45
556 300	CSNC 100	GS	41, 62
556 303	CSNC 100	GC	41, 62
556 304	CSNC 100	316L	41, 62
556 310	CSNC 150	GS	41, 62
556 313	CSNC 150	GC	41, 62
556 314	CSNC 150	316L	41, 62
556 320	CSNC 200	GS	41, 62
556 323	CSNC 200	GC	41, 62
556 324	CSNC 200	316L	41, 62
556 330	CSNC 300	GS	41, 62
556 333	CSNC 300	GC	41, 62
556 334	CSNC 300	316L	41, 62
556 340	CSNC 400	GS	41, 62
556 343	CSNC 400	GC	41
556 350	CSNC 450	GS	41, 62
556 353	CSNC 450	GC	41
556 600	PCSN 400	GS	65



Réf.	Famille	Matière	N° Page
556 603	PCSN 400	GC	65
556 604	PCSN 400	316L	65
556 610	PCSN 500	GS	65
556 613	PCSN 500	GC	65
556 620	PCSN 600	GS	65
556 623	PCSN 600	GC	65
556 630	PCSN 300	GS	65
556 633	PCSN 300	GC	65
556 634	PCSN 300	316L	65
557 010	C 100	GS	46, 47
557 013	C 100	GC	46, 47
557 020	C 200	GS	46, 47
557 023	C 200	GC	46, 47
557 030	C 300	GS	46, 47
557 033	C 300	GC	46, 47
557 040	C 400	GS	47
557 043	C 400	GC	47
557 050	C 500	GS	47
557 053	C 500	GC	47
557 060	C 600	GS	47
557 063	C 600	GC	47
557 190	ECLI	GS	114
557 193	ECLI	HR	114
557 194	ECLI	316L	114
557 203	CCRP	ZnL	82
557 213	CRP 100	GC	49, 71, 82
557 233	CRP 200	GC	49, 71, 82
557 243	CRP 300	GC	49, 71, 82
557 253	CRP 400	GC	49, 71, 82
557 263	CRP 500	GC	49, 71, 82
557 273	CRP 600	GC	49, 71, 82
557 300	CEQ 100	GS	56
557 303	CEQ 100	GC	56
557 304	CEQ 100	316L	56
557 383	CRP 700	GC	49, 71, 82
557 610	EDF 600	GS	47
557 613	EDF 600	GC	47
557 800	INTERFAS	GS	68, 71
557 803	INTERFAS	ZnL	68, 71
557 860	CC21S 150	GS	46, 68
557 864	CC21S 150	316L	46, 68
557 870	CC21S 200	GS	46, 68

Réf.	Famille	Matière	N° Page
557 874	CC21S 200	316L	46, 68
557 880	CC21S 300	GS	46, 68
557 884	CC21S 300	316L	46, 68
557 890	CC21S 400	GS	46
557 894	CC21S 400	316L	46
557 900	PC21S 500	GS	68
557 904	PC21S 500	316L	68
557 910	PC21S 800	GS	68
557 914	PC21S 800	316L	68
558 011	CE 25	GS	34, 115
558 014	CE 25	316L	34, 115
558 018	CE 25	304L	34, 115
558 021	CE25VS	GS	30, 34, 115
558 027	CE25VS	GC	31
558 031	CE30ES	GS	34, 115
558 041	CE 30	GS	34, 115
558 044	CE 30	316L	34, 115
558 048	CE 30	304L	34, 115
558 051	CE 40	GS	57, 115
558 054	CE 40	316L	57, 115
558 056	CE 40	HR	57, 115
558 058	CE 40	304L	57, 115
558 061	KITFIXVS	GS	30, 115
558 067	KITFIXVS	GC	31
558 071	KITASSVS	GS	30, 34, 115
558 081	KITASSTR	GS	34, 115
558 091	KITFIXTR	GS	115
558 180	CE 35	GS	86, 115
558 184	CE 35	316L	86, 115
558 187	CE 35	HR	86, 115
558 201	ED 1100	EZ	115
558 204	ED 1100	316L	115
558 206	ED 1100	HR	115
558 211	ED 250/90	EZ	115
558 221	ED 275	EZ	30, 64, 115
558 224	ED 275	316L	30, 64, 115
558 226	ED 275	HR	30, 64, 115
558 228	ED 275	304L	30, 64, 115
558 241	EDRN	EZ	28
558 242	EDRN	EZ+	28
558 244	EDRN	INOX	28
558 246	EDRN	HR	28

Réf.	Famille	Matière	N° Page
558 260	CLEEDRN	EZ	28
558 293	Z240	GC	18, 31
558 320	FASLOCK XL	GS	29, 115
558 324	FASLOCK XL	316L	29, 115
558 326	FASLOCK XL	HR	29, 115
558 340	FASLOCK S	GS	29, 115
558 344	FASLOCK S	316L	29, 115
558 346	FASLOCK S	HR	29, 115
558 403	EAC	HR	35
558 410	CEFAS	GS	29
558 414	CEFAS	316L	29
558 417	CEFAS	ZnL	29
558 954	KITINOX	316L	30, 34, 115
559 013	CLMP2	GC	73
559 014	CLMP2	316L	73
559 023	CLMP1	GC	73
559 024	CLMP1	316L	73
559 033	ET20	GC	85
559 043	ET30	GC	85
559 063	CFU	GC	85
559 064	CFU	316L	85
559 073	CLMP3	GC	73
559 090	CLMU	GS	83
559 097	CLMU	HR	83
559 113	CLMP4	GC	73
559 117	CLIPP	PLAST	94
559 137	CLIPFB	PLAST	94
559 147	CLIPO	PLAST	94
559 157	CLIPJ	PLAST	94
559 167	CLIPV	PLAST	94
559 177	CLIPB	PLAST	94
559 187	CLIPR	PLAST	94
559 197	CLIPG	PLAST	94
559 201	EF 11/400	EZ	84
559 211	EF 15/600	EZ	84
559 220	UFC	GS	81
559 280	CLMFAS	GS	83
559 284	CLMFAS	316L	83
559 287	CLMFAS	HR	83
559 507	COUPFILGM	316L	98, 114
559 605	EPVCSN	PVC	41, 60, 62, 65, 66
559 615	EPEDF	PVC	66

Réf.	Famille	Matériau	N° Page
559 617	Touch-up paint spray	EZ+	94
559 635	EPDCOT50	PVC	23
559 645	EPGCOT50	PVC	23
559 655	EPLCOT50	PVC	23
559 677	CABLOGRIP	PLAST	94
559 717	Touch-up paint spray	HR	94
561 010	EDF 2000	GS	44, 47, 60, 66
561 013	EDF 2000	GC	44, 47, 60, 66
561 014	EDF 2000	316L	44, 47, 60, 66
561 018	EDF 2000	304L	44, 47, 60, 66
561 020	EDF 3000	GS	47
561 023	EDF 3000	GC	47
561 030	EDF3 2000	GS	47
561 033	EDF3 2000	GC	47
561 040	DFA	GS	67
561 043	DFA	GC	67
561 050	ERD 10	GS	67
561 053	ERD 10	HR	67
561 060	DF	GS	67
561 063	DF	GC	67
561 064	DF	316L	67
561 080	PFREDF	GS	66, 67
561 084	PFREDF	316L	66, 67
561 090	EDF 1000	GS	47
561 093	EDF 1000	GC	47
561 100	SI	GS	46
561 103	SI	GC	46
561 110	PFRM	GS	45, 70
561 113	PFRM	GC	45, 70
561 300	SPST	GS	64, 67
561 303	SPST	GC	64, 67
561 310	EDF 300	GS	47
561 313	EDF 300	GC	47
585 080	SCMT	GS	95
585 140	MFM 100	GS	89
585 143	MFM 100	HR	89
585 144	MFM 100	316L	89
585 145	MFPOLYA	Polyamid	89
585 150	MFM 150	GS	89
585 153	MFM 150	HR	89
585 154	MFM 150	316L	89
585 160	DEV 100 CABLEXIT	GS	92

Réf.	Famille	Matériau	N° Page
585 164	DEV 100 CABLEXIT	316L	92
585 167	DEV 100 CABLEXIT	HR	92
585 180	SL50	GS	89
585 190	SL100	GS	89
585 327	GRIFEQUIP	AL	95
585 387	BLF 6/16	CU	95
585 397	BLF 6/35	CU	95
585 407	BLF 6/50	CU	95
585 427	GRIFEQUIP 2	AL	95
586 031	SAS	EZ	57
586 037	SAS	HR	57
586 040	UC 50	GS	38, 51, 56, 80
586 043	UC 50	GC	38, 51, 56, 80
586 044	UC 50	316L	38, 51, 56, 80
586 048	UC 50	304L	38, 51, 56, 80
586 050	CAT 30	GS	39
586 054	CAT 30	316L	39
586 057	CAT 30	HR	39
586 058	CAT 30	304L	39
586 060	CM 50	GS	40, 87
586 063	CM 50	HR	40, 87
586 064	CM 50	316L	40, 87
586 068	CM 50	304L	40, 87
586 070	FV 1	GS	53
586 073	FV 1	GC	53
586 074	FV 1	316L	53
586 100	SF 100	GS	56
586 103	SF 100	GC	56
586 104	SF 100	316L	56
586 130	CM 50XL	GS	40, 52, 57, 78, 87
586 133	CM 50XL	HR	40, 52, 57, 78, 87
586 134	CM 50XL	316L	40, 52, 57, 78, 87
586 138	CM 50XL	304L	40, 52, 57, 78, 87
586 140	SF 50	GS	56
586 143	SF 50	GC	56
586 144	SF 50	316L	56
586 150	UCS	GS	59
586 153	UCS	GC	59
586 156	SCF 150	HR	58
586 160	UC 35	GS	22
586 163	UC 35	GC	22
586 164	UC 35	316L	22

Réf.	Famille	Matériau	N° Page
586 170	R15/100	GS	50, 79
586 173	R15/100	HR	50, 79
586 174	R15/100	316L	50, 79
586 180	FTX	GS	22, 80
586 183	FTX	HR	22, 80
586 184	FTX	316L	22, 80
586 190	CAT 40	GS	39, 87
586 194	CAT 40	316L	39, 87
586 197	CAT 40	HR	39, 87
586 200	SCF 200	GS	58
586 206	SCF 200	HR	58
586 210	PFSCF	GS	58
586 250	CM50XXL	GS	87
586 257	CM50XXL	ZnL	87
586 300	SCF 300	GS	58
586 306	SCF 300	HR	58
586 400	SCF 400	GS	58
586 406	SCF 400	HR	58
586 450	SCF 450	GS	58
586 456	SCF 450	HR	58
586 500	SCF 500	GS	58
586 506	SCF 500	HR	58
586 600	SCF 600	GS	58
586 606	SCF 600	HR	58
586 610	R15/300	GS	50, 79
586 614	R15/300	316L	50, 79
586 617	R15/300	HR	50, 79
586 640	R25	GS	50, 79
586 647	R25	HR	50, 79
586 650	R35	GS	50, 79
586 657	R35	HR	50, 79
586 711	COTFIL 30	EZ	24
586 718	COTFIL 30	304L	24
586 721	COTFIL 50	EZ	24
586 728	COTFIL 50	304L	24
586 741	COTFIL 100	EZ	24
586 748	COTFIL 100	304L	24
586 810	EXT-SCF 50	GS	58
586 820	EXT-SCF 100	GS	58
586 830	EXT-SCF 150	GS	58
586 840	EXT-SCF 325	GS	58
595 013	C41S150	GC	48, 71, 82

Réf.	Famille	Matière	N° Page
595 014	C41S150	31&L	48, 71, 82
595 023	C41S200	GC	48, 71, 82
595 024	C41S200	31&L	48, 71, 82
595 033	C41S300	GC	48, 71, 82
595 034	C41S300	31&L	48, 71, 82
595 043	C41S400	GC	48, 71, 82
595 044	C41S400	31&L	48, 71, 82
595 053	C41S500	GC	48, 71, 82
595 054	C41S500	31&L	48, 71, 82
595 063	C41S600	GC	48, 71, 82
595 064	C41S600	31&L	48, 71, 82
595 103	P41S500	GC	70, 72
595 104	P41S500	31&L	70, 72
595 113	P41S800	GC	70, 72
595 114	P41S800	31&L	70, 72
595 123	P41S1000	GC	70, 72
595 124	P41S1000	31&L	70, 72
595 133	P41S1500	GC	70, 72
595 134	P41S1500	31&L	70, 72
595 143	P41S2000	GC	70, 72
595 144	P41S2000	31&L	70, 72
595 153	P41S300	GC	70, 72
595 163	P41S400	GC	70, 72
595 173	P41S600	GC	70, 72
595 203	PF41S	GC	72
595 213	ECL41/41	GC	73
595 214	ECL41/41	31&L	73
595 223	EQMP41	GC	73
595 224	EQMP41	31&L	73
595 233	EQ135°	GC	73
595 234	EQ135°	31&L	73
595 243	EQ2T	GC	73
595 244	EQ2T	31&L	73
595 253	EQ3T	GC	73
595 254	EQ3T	31&L	73
595 263	EQ4T	GC	73
595 264	EQ4T	31&L	73
595 273	EQR4T	GC	73
595 274	EQR4T	31&L	73
595 283	PV41	GC	73
595 284	PV41	31&L	73
595 293	PL4T	GC	73

Réf.	Famille	Matière	N° Page
595 303	TE4T	GC	73
595 304	TE4T	31&L	73
595 313	TRAP4T	GC	73
595 323	ZED41/41	GC	73
595 333	OM41/41S	GC	73
595 334	OM41/41S	31&L	73
595 340	SU41	GS	68, 69, 70, 74
595 353	UF41	GC	82
595 360	PFN41S	GS	69, 70, 72
595 363	PFN41S	GC	69, 70
595 364	PFN41S	31&L	69, 70, 72
595 380	PFR41S	GS	69
595 900	CM 100/25 - FBH 50	30&L	40
595 907	CM 100/25 - FBH 50	HR	40
595 917	CM 100/50	HR	53
595 927	CM 100/100	HR	53
595 930	UC 100/50 - FBV 50	30&L	51
595 937	UC 100/50 - FBV 50	HR	51
596 033	C41D 300	GC	49, 75
596 043	C41D 400	GC	49, 75
596 053	C41D 500	GC	49, 75
596 063	C41D 600	GC	49, 75
596 113	P41D 800	GC	75
596 123	P41D 1000	GC	75
596 133	P41D 1500	GC	75
596 143	P41D 2000	GC	75
596 153	P41D 3000	GC	75
596 203	PF41D	GC	75
596 213	OM41/41D	GC	73
596 220	PFND41D	GS	75
596 223	PFND41D	GC	75
596 224	PFND41D	31&L	75
597 013	C21S 150	GC	48, 68, 74
597 023	C21S 200	GC	48, 68, 74
597 033	C21S 300	GC	48, 68, 74
597 043	C21S 400	GC	48, 74
597 103	ZED41/21	GC	73
597 113	OM41/21S	GC	73
597 123	ECL41/21	GC	73
597 700	CCP21S 150	GS	63
597 703	CCP21S 150	GC	63
597 704	CCP21S 150	31&L	63

Réf.	Famille	Matière	N° Page
597 710	CCP21S 200	GS	63
597 713	CCP21S 200	GC	63
597 714	CCP21S 200	31&L	63
597 720	CCP21S 300	GS	63
597 723	CCP21S 300	GC	63
597 724	CCP21S 300	31&L	63
597 730	CCP21S 400	GS	63
597 733	CCP21S 400	GC	63
597 734	CCP21S 400	31&L	63
598 203	P21D 300	GC	74
598 213	P21D 500	GC	74
598 223	P21D 600	GC	74
598 233	P21D 800	GC	74
598 243	P21D 1000	GC	74
598 253	P21D 1200	GC	74
598 263	P21D 1500	GC	74
598 273	P21D 2000	GC	74
598 283	P21D 3000	GC	74
599 004	FS41	INOX	115
599 007	FS41	HR	115
629 050	CVN 50	GS	25
629 054	CVN 50	31&L	25
629 056	CVN 50	HR	25
629 100	CVN 100	GS	25
629 104	CVN 100	31&L	25
629 106	CVN 100	HR	25
629 150	CVN 150	GS	25
629 154	CVN 150	31&L	25
629 156	CVN 150	HR	25
629 200	CVN 200	GS	25
629 204	CVN 200	31&L	25
629 206	CVN 200	HR	25
629 300	CVN 300	GS	25
629 304	CVN 300	31&L	25
629 306	CVN 300	HR	25
629 400	CVN 400	GS	25
629 404	CVN 400	31&L	25
629 406	CVN 400	HR	25
629 450	CVN 450	GS	25
629 456	CVN 450	HR	25
629 500	CVN 500	GS	25
629 504	CVN 500	31&L	25

Réf.	Famille	Matière	N° Page
629 506	CVN 500	HR	25
629 600	CVN 600	GS	25
629 604	CVN 600	316L	25
629 606	CVN 600	HR	25
646 010	CP 50	GS	25
646 014	CP 50	316L	25
646 020	CP 100	GS	25
646 024	CP 100	316L	25
646 028	CP 100	304L	25
646 030	CP 150	GS	25
646 034	CP 150	316L	25
646 040	CP 200	GS	25
646 044	CP 200	316L	25
646 050	CP 300	GS	25
646 054	CP 300	316L	25
646 060	CP 400	GS	25
646 064	CP 400	316L	25
646 070	CP 500	GS	25
646 074	CP 500	316L	25
646 080	CP 600	GS	25
646 084	CP 600	316L	25
646 090	CP 450	GS	25
646 200	CLIP F02	GS	25
646 204	CLIP F02	INDX	25
646 220	CLIP F01	GS	25
646 224	CLIP F01	INDX	25
755 001	TXF 35	EZ	22
755 003	TXF 35	GC	22
755 004	TXF 35	316L	22
755 008	TXF 35	304L	22
755 100	CP 35	GS	22
755 103	CP 35	GC	22
755 104	CP 35	316L	22
801 001	BTRCC 6x12	EZ	114
801 004	BTRCC 6x12	316L	114
801 008	BTRCC 6x12	304L	114
801 011	BTRCC 6X20	EZ	34, 114
801 014	BTRCC 6X20	316L	34, 114
801 018	BTRCC 6X20	304L	34, 114
801 021	BTRCC 6x30	EZ	114
801 034	BTRCC 8x20	316L	114
801 041	G 8x90 EDF	EZ	67

Réf.	Famille	Matière	N° Page
801 051	CA 8x75	GS	47
801 054	CA 8x75	316L	47
801 057	CA 8x75	ZnL	47
801 061	HM 6	EZ	114
801 101	BTRL 6x12	EZ	114
801 111	BTRL 8x15	EZ	114
801 201	EEC 6	EZ	30, 114
801 204	EEC 6	316L	30, 114
801 211	EEC 8	EZ	114
801 214	EEC 8	316L	114
801 221	EEC 10	EZ	114
801 231	EEC12	EZ	114
801 301	VHM 6x20	EZ	114
801 304	VHM 6x20	316L	114
801 321	VHM 8x20	EZ	114
801 324	VHM 8x20	316L	114
801 331	VHM 8x25	EZ	114
801 341	VHM 8x40	EZ	114
801 361	VHM 10x20	EZ	114
801 371	VHM 10x25	EZ	114
801 401	VHM 12x25	EZ	114
801 404	VHM 12x25	316L	114
801 411	VHM 12x30	EZ	114
801 414	VHM 12x30	316L	114
801 421	VHM 12x50	EZ	114
801 424	VHM 12x50	316L	114
801 431	VHM 10x70	EZ	114
801 461	VHM 12x70	EZ	114
801 464	VHM 12x70	316L	114
801 471	VHM 12x110	EZ	114
801 474	VHM 12x110	316L	114
801 501	RM 6	EZ	114
801 504	RM 6	316L	114
801 511	RM 8	EZ	114
801 514	RM 8	316L	114
801 521	RM 10	EZ	114
801 524	RM 10	316L	114
801 531	RM 12	EZ	114
801 534	RM 12	316L	114
801 611	HM 8	EZ	114
801 614	HM 8	316L	114
801 621	HM 10	EZ	114

Réf.	Famille	Matière	N° Page
801 624	HM 10	316L	114
801 631	HM 12	EZ	114
801 634	HM 12	316L	114
801 701	TF 6x1000	EZ	115
801 704	TF 6x1000	316L	115
801 711	TF 8x1000	EZ	115
801 714	TF 8x1000	316L	115
801 721	TF 10x1000	EZ	115
801 731	TF 12x1000	EZ	115
801 741	MF 6x20	EZ	115
801 751	MF 8x20	EZ	115
801 761	MF 12x30	EZ	115
801 771	MF 10x30	EZ	115
801 801	E41M6	EZ	114
801 804	E41M6	316L	114
801 811	E41M8	EZ	114
801 814	E41M8	316L	114
801 821	E41M10	EZ	114
801 831	E41M12	EZ	114
801 834	E41M12	316L	114
801 841	E41RCM6	EZ	114
801 851	E41RCM8	EZ	114
801 861	E41RCM10	EZ	114
801 871	E41RCM12	EZ	114
801 901	E41RLM6	EZ	114
801 911	E41RLM8	EZ	114
801 921	E41RLM10	EZ	114
801 931	E41RLM12	EZ	114
801 941	E41AAM6	EZ	114
801 951	E41AAM8	EZ	114
801 961	E41AAM10	EZ	114
801 971	E41AAM12	EZ	114
840 101	PA 1	EZ	33
840 103	PA 1	GC	33
840 111	PA 2	EZ	33
840 113	PA 2	GC	33
840 131	PA 4	EZ	33
840 133	PA 4	GC	33
840 231	EZT 90	EZ	32, 115
840 236	EZT 90 KIT	HR	32
840 236	EZT 90 KIT	HR	115
923 010	COT 30	GS	23

Réf.	Famille	Matière	N° Page
923 013	COT 30	HR	23
923 014	COT 30	31&L	23
923 020	COT 50	GS	23
923 023	COT 50	HR	23
923 024	COT 50	31&L	23
923 028	COT 50	30&L	23
923 040	COT 100	GS	23
923 043	COT 100	HR	23
923 044	COT 100	31&L	23
923 048	COT 100	30&L	23
923 050	COT J	GS	23
923 054	COT J	31&L	23
942 895	DROPOUTKIT	GS	91
942 896	DROPOUTKIT	BL	91
942 942	RAD T 90 KIT 6	EZ	33
943 120	DEV 100 CABLEXIT	WH	92
943 160	RAD T 90 KIT 6	GC	33
944 613	DROPOUTKIT	WH	91
944 707	TOH	PLAST	90
944 768	EZT 90 RS	PLAST	32
944 770	RAD T 90 RS	PLAST	33
944 779	OTDO FAS	PLAST	92
944 917	UDO 8	EZ	91
944 918	UDO 12	EZ	91
944 919	UDO 18	EZ	91
944 920	UDO 24	EZ	91
944 975	UDO 8	BL	91
944 976	UDO 12	BL	91
944 977	UDO 18	BL	91
944 978	UDO 24	BL	91
945 104	UDO 8	WH	91
945 105	UDO 12	WH	91
945 245	CDO100	EZ	93
945 246	CDO100	BL	93
945 248	CDO100	WH	93

The data contained in this catalogue is given for information only, is in no way contractual, and does not engage the responsibility of the company.

Указанная информация в каталоге дана для сведения и не влечет ответственности компании

Las informaciones incluidas en este catalogo son dadas a titulo indicativo y no a nivel contractual. No comprometen la responsabilidad de la empresa.

本产品目录中所含信息仅供参考，不具有契约性，本公司不承担任何责任。

Unsere Druckschriften werden nach besten Wissen erstellt, eine Rechtsverbindlichkeit kann jedoch daraus nicht abgeleitet werden.

本カタログの諸情報は、あくまで参考に供するためのもので、契約条項ではありません。当社に責任を課するものではありません。

Les informations contenues dans ce catalogue sont données a titre indicatif et non contractuelles. Elles n'engagent pas la responsabilité de la société.

تقدم المعلومات الموجودة في هذا الدليل على سبيل الإشارة فقط وليس لها أية صفة تعاقدية. إنها غير ملزمة للشركة.

Informacje zawarte w tym katalogu służą jedynie celom informacyjnym i nie stanowią oferty w rozumieniu art. 66 Kodeksu Cywilnego.

Ebben a katalógusban található adatok csak tájékoztató jellegűek és nem tekinthetők szerződéses kötelezettségnek.

Data v tomto katalogu jsou uvedena pro informaci, nikoli za účelem kontraktu, nepředstavují závazek společnosti.

Podatki v tem katalogu so informativnega značaja, neobvezujoči in izključujejo odgovornost družbe.

Údaje v tomto katalógusú uvedené informačne, neslúžia za účelom obchodného kontraktu, a nepredstavujú záväzok spoločnosti.

Informacije sadržane u ovom katalogu su indikativnog značaja i nisu utvrđene ugovorom. Ne obvezuju odgovornost tvrtke.

Informațiile continute în acest catalog sunt cu titlu indicativ. Ele nu angajează responsabilitatea societății.

Данните в настоящия каталог са предоставени само като информация и не са предназначени за договаряне. Те не ангажират отговорността на дружеството.



CABLOFIL®

INNOVATORS IN CABLE MANAGEMENT

International Customer service

1 Route de Semur
21500 MONTBARD -France
+33 3 80 89 58 15
+33 3 80 89 58 87

Discover our products : www.cablofil.biz
Cablofil worldwide : www.cablofil.com

A Group brand |  **legrand®**